

# Dissipation Under the Magnetic Field on 2D Surface

Naohisa Ogawa <sup>†</sup> and Shu-ichi Nagasawa <sup>\*</sup>

<sup>†</sup> *Department of Liberal Arts,  
Hokkaido Institute of Technology  
006-8585 Sapporo, Japan*

<sup>\*</sup> *Hakodate National College of Technology,  
Tokura-cho, 042-8501 Hakodate, Japan*

(Dated: June 3, 2018)

It is well known that the convection of liquid solution or melt liquid is inhibited by the magnetic field experimentally, and so that we can make the larger and better crystals at the cost of slow growth rate [1], [2], [3]. We shall show here another two effects due to the magnetic field. First, when the ionised molecule diffuses on the surface of crystal under the magnetic field applied normal to the surface, its diffusion constant decreases due to the magnetic effect. Second, even if the molecule has no electric charge, if it has electric dipole moment, the kinetic energy decreases by different mechanism.

PACS numbers: 01.55.+b, 33.15.Kr, 45.20.dc, 45.20.dh, 45.40.Bb

## I. CHARGED PARTICLE DIFFUSION

Let us consider the motion of charged particle on flat surface under the magnetic field. Without magnetic field, there are various driving forces to make a motion of particle, such as, random force due to temperature, fluid mechanical force, e.t.c.. We introduce the velocity due to these forces by  $\vec{v}$ .

$$\vec{v} = \mu \vec{F}_{ext}, \quad (1)$$

where  $\mu$  is the mobility. Then the electric current is given by

$$\vec{J}_{tot} = en\vec{v} + \vec{J}_{mag}. \quad (2)$$

Where  $e$  is the electric charge,  $n$  is the particle density, and  $\vec{J}_{mag}$  is the current induced by magnetic field, such as,

$$\vec{J}_{mag} = \left(\frac{\sigma}{en}\right)(\vec{J}_{tot} \times \vec{B}), \quad (3)$$

where  $\sigma$  is electric conductivity. By mixing these two equations, we obtain

$$\vec{J}_{tot} = en\vec{v} + \left(\frac{\sigma}{en}\right)(\vec{J}_{tot} \times \vec{B}). \quad (4)$$

From the iteration method, we obtain

$$\begin{aligned} \vec{J}_{tot} &= en\vec{v} + \left(\frac{\sigma}{en}\right)(\vec{J}_{tot} \times \vec{B}) \\ &= en\vec{v} + \sigma(\vec{v} \times \vec{B}) - \left(\frac{\sigma^2}{en}\right)B^2\vec{v} + \mathcal{O}(B^3). \end{aligned} \quad (5)$$

The third term means the inhibition of motion due to the magnetic field.

To solve the full equation without approximation, we set the coordinates as,

$$\vec{J}_{tot} = (J_x, J_y, 0), \quad \vec{B} = (0, 0, B). \quad (6)$$

Then we have

$$\begin{bmatrix} 1 & -\bar{\sigma}B \\ \bar{\sigma}B & 1 \end{bmatrix} \begin{bmatrix} J_x \\ J_y \end{bmatrix} = en \begin{bmatrix} v_x \\ v_y \end{bmatrix}, \quad (7)$$

where  $\bar{\sigma} = \sigma/(en)$ . By multiplying inverse matrix in both hand sides, we obtain

$$J_x = \frac{en}{1 + \bar{\sigma}^2 B^2}(v_x + \bar{\sigma}Bv_y), \quad J_y = \frac{en}{1 + \bar{\sigma}^2 B^2}(v_y - \bar{\sigma}Bv_x). \quad (8)$$

If we use mobility instead of electric conductivity,

$$\sigma = e^2 n \mu, \quad (9)$$

we obtain

$$\vec{J}_{tot} = \frac{en\vec{v}}{1 + (e\mu B)^2} + (e^2 n \mu) \frac{\vec{v} \times \vec{B}}{1 + (e\mu B)^2}. \quad (10)$$

Next we consider the case of diffusion. We simply exchange the variable as

$$-D\nabla n = n\vec{v}. \quad (11)$$

Then we have

$$J_x = -\frac{eD}{1 + (e\mu B)^2}(\partial_x n + e\mu B \partial_y n), \quad (12)$$

$$J_y = -\frac{eD}{1 + (e\mu B)^2}(\partial_y n - e\mu B \partial_x n). \quad (13)$$

[4] ogawanao@hit.ac.jp, nagasawa@hakodate-ct.ac.jp

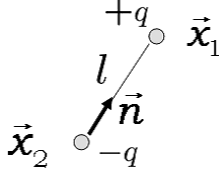


FIG. 1: Electric dipole moment

By using the charge conservation law

$$-e \frac{\partial n}{\partial t} = \text{div}(\vec{J}_{tot}), \quad (14)$$

we obtain the diffusion equation.

$$\frac{D}{1 + (e\mu B)^2} \nabla^2 n = \frac{\partial n}{\partial t}. \quad (15)$$

This shows the new effective diffusion constant.

$$D \rightarrow D' \equiv \frac{D}{1 + (e\mu B)^2}. \quad (16)$$

In this model, energy dissipation is induced by the existence of electric conductivity or mobility. The energy loss is easily calculated as,

$$\Delta E = \frac{\rho}{2} \{(\vec{J}_{tot}/(en))^2 - (\vec{v})^2\} = -\frac{(e\mu B)^2}{1 + (e\mu B)^2} E. \quad (17)$$

## II. MOTION OF A PARTICLE WITH ELECTRIC DIPOLE MOMENT UNDER MAGNETIC FIELD

Next we consider the motion of electric dipole moment which is planar to the surface under the magnetic field applied normal to the surface. The distance of two charges are taken to be constant length  $l$ . Then the relative and center of mass coordinates are

$$\vec{r} = \vec{x}_1 - \vec{x}_2 = l\vec{n}, \quad \vec{R} = \frac{\vec{x}_1 + \vec{x}_2}{2}. \quad (18)$$

respectively.

The motion of equations are

$$m\ddot{\vec{x}}_1 = e\dot{\vec{x}}_1 \times \vec{B} + \vec{n}f, \quad m\ddot{\vec{x}}_2 = -e\dot{\vec{x}}_2 \times \vec{B} - \vec{n}f, \quad (19)$$

where  $f$  is the constraint force.

From these two equations, we obtain

$$\ddot{\vec{r}} = \frac{2e}{m} \dot{\vec{R}} \times \vec{B} + \frac{2f}{m} \vec{n}, \quad (20)$$

$$\ddot{\vec{R}} = \frac{e}{2m} \dot{\vec{r}} \times \vec{B}. \quad (21)$$

First we consider the relative motion.

We obtain from (20)

$$\ddot{\vec{n}} = \frac{2e}{ml} \dot{\vec{R}} \times \vec{B} + \frac{2f}{ml} \vec{n}. \quad (22)$$

By multiplying  $\dot{\vec{n}}$  in both hand sides of (22), we obtain

$$\ddot{\theta} = -\frac{2eB}{ml} (\dot{Y} \sin \theta + \dot{X} \cos \theta), \quad (23)$$

where

$$\begin{aligned} \vec{n} &= (\cos \theta, \sin \theta), & \dot{\vec{n}} &= (-\sin \theta, \cos \theta) \dot{\theta}, \\ \ddot{\vec{n}} &= (-\sin \theta, \cos \theta) \ddot{\theta} - (\cos \theta, \sin \theta) \dot{\theta}^2, \end{aligned}$$

and  $\vec{R} = (X, Y)$  are utilised.

On the other hand, by multiplying  $\vec{n}$  in both hand sides of (22), we obtain

$$f = -\left\{ \frac{ml}{2} \dot{\theta}^2 + eB(\dot{Y} \cos \theta - \dot{X} \sin \theta) \right\}. \quad (24)$$

This equation simply determines constraint force  $f$ .

Next we consider the motion of center of mass. From (21), we obtain

$$\ddot{X} = \frac{eBl}{2m} \dot{\theta} \cos \theta, \quad \ddot{Y} = \frac{eBl}{2m} \dot{\theta} \sin \theta. \quad (25)$$

The time integration gives

$$\dot{X} = \frac{eBl}{2m} \sin \theta + U_x, \quad \dot{Y} = -\frac{eBl}{2m} \cos \theta + U_y, \quad (26)$$

where  $U_x, U_y$  are the integration constants.

By putting (26) into (23), we obtain

$$\ddot{\theta} = -\frac{2eB}{ml} (U_y \sin \theta + U_x \cos \theta). \quad (27)$$

Now let us denote

$$U_x = U \cos \phi, \quad U_y = U \sin \phi. \quad (28)$$

Then we have equation

$$\ddot{\theta} = -\frac{2eB}{ml} U \cos(\theta - \phi). \quad (29)$$

This is nothing but the equation of pendulum.

To see it clearly, we write down the effective energy of this local system by using  $p = el$ .

$$E_{eff} = \frac{ml^2}{4} \dot{\theta}^2 + pBU \{ \sin(\theta - \phi) + 1 \}. \quad (30)$$

Compare to the pendulum weight, the lowest point corresponds to the stable fixed point, which is shown in figure 2 (left). On the other hand, the highest point corresponds to the unstable fixed point. Note that when  $B < 0$  this relation is exchanged.

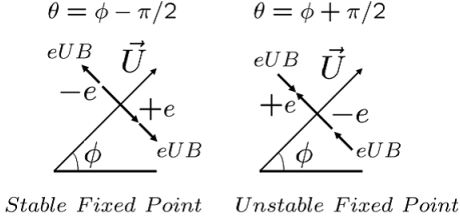


FIG. 2: Fixed points

### III. ENERGY CONSERVATION AND MECHANISM OF DISSIPATION

Let us calculate the kinetic energy of center of mass.

$$\begin{aligned}
 E_{kin} &= \frac{M}{2}(\dot{X}^2 + \dot{Y}^2) \\
 &= \frac{M}{2}((\frac{pB}{M}\sin\theta + U_x)^2 + (-\frac{pB}{M}\cos\theta + U_y)^2) \\
 &= \frac{(pB)^2}{2M} + \frac{MU^2}{2} + pB(\sin\theta U_x - \cos\theta U_y) \\
 &= \text{const.} + pBU\sin(\theta - \phi),
 \end{aligned} \tag{31}$$

where  $M = 2m$ , the mass of dipole moment. Therefore

$$\frac{dE_{kin}}{dt} = pBU\dot{\theta}\cos(\theta - \phi). \tag{32}$$

By using (29), we obtain

$$\frac{dE_{kin}}{dt} = -\frac{p^2M}{4e^2}\frac{d}{dt}\left(\frac{\dot{\theta}^2}{2}\right). \tag{33}$$

We define the moment of inertia  $I$  as

$$I \equiv \frac{Ml^2}{4}. \tag{34}$$

Then we have

$$\frac{d}{dt}(E_{kin} + \frac{I}{2}\dot{\theta}^2) = 0. \tag{35}$$

The total energy is the sum of kinetic energy and rotating energy that conserves. The key point here is, when the magnetic field is absent, each energy conserves independently. But when the field applied, relative and center of mass motion couples. Therefore when the relative motion is put in heat bath and give its energy to the bath, total energy decrease and we find the dissipation not only the relative motion but also the motion of center of mass. This mechanism gives the effect of dissipation to the motion of center of mass only when magnetic field applied. To realise the idea, we give a model in the next section.

### IV. MODEL OF DISSIPATION

We introduce the dissipation only to the relative motion, and see how the kinetic energy of center of mass decreases when the magnetic field applied.

Then our equation for the relative (rotating) motion is described by

$$\ddot{\vec{r}} = \frac{2e}{m}\dot{\vec{R}} \times \vec{B} + \frac{2f}{m}\vec{n} - \frac{\alpha}{l}\dot{\vec{r}} \tag{36}$$

instead of (20) with positive  $\alpha$ .

And that gives

$$\ddot{\theta} = -\frac{2eB}{ml}U\cos(\theta - \phi) - \alpha\dot{\theta}, \tag{37}$$

instead of (29).

Then we obtain the interesting relation.

$$\frac{dE_{eff}}{dt} = \frac{d}{dt}(E_{kin} + \frac{I}{2}\dot{\theta}^2) = -\alpha I\dot{\theta}^2 \leq 0. \tag{38}$$

That is,  $E_{eff}$  is the dissipating total energy. From this dissipating property and from the form of  $E_{eff}$ , we see  $\theta \rightarrow \phi \mp \pi/2$  when  $t \rightarrow \infty$ . The signature corresponds to the one of magnetic field, i.e.  $B = \pm |B|$ . Then the kinetic energy  $E_{kin}$  takes minimum value at  $t \rightarrow \infty$ .

$$\begin{aligned}
 E_{kin} \rightarrow E_0 &= \frac{(pB)^2}{2M} + \frac{MU^2}{2} - p|B|U \\
 &= \frac{M}{2}(U - \frac{p|B|}{M})^2.
 \end{aligned} \tag{39}$$

Therefore the kinetic energy decreases due to the dissipation of relative (rotational) motion only when the magnetic field applied. Furthermore, it should be noted that the minimum kinetic energy is Non zero unless

$$U = \omega_c l, \tag{40}$$

holds. Where the Lamor frequency  $\omega_c$  is defined by

$$\omega_c \equiv \frac{e|B|}{M}. \tag{41}$$

From the existence of specific length  $l$  we have a constant  $\omega_c l$  with dimension of velocity. Then some kind of “resonance” occurs with velocity  $U$  that reduces the minimum kinetic energy to be zero.

The simulation of the motion of electric dipole is given in 3 figures. (figure 3-5) Parameters are taken as  $U = 3$ ,  $\phi = \pi$ ,  $\theta(t=0) = \dot{\theta}(t=0) = 0$ ,  $\omega_c l = \pi$ , and  $\alpha = 0.4$ . Figure 3 shows the time dependence of (effective) total energy. Figure 4 shows the time dependence of the kinetic energy with its mean value for each one period, and Figure 5 shows the trajectory of the center of mass.

From these result, our scenario that the kinetic (mean) energy dissipates when the magnetic field applied, is realized.

### V. THERMAL EFFECT TO OUR DIPOLE SYSTEM

Next we put the system of relative motion in the heat bath. Then since the energy transfers from the rotating motion to the heat bath, we may expect the similar dissipative dynamics occurs in the diffusion system.

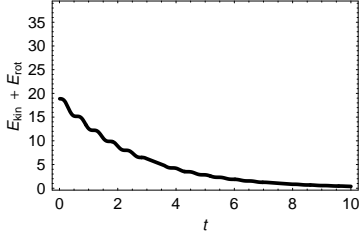


FIG. 3: Total energy

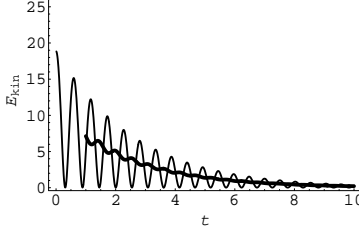


FIG. 4: Kinetic energy of center of mass

By taking the ensemble average of equation (26), we have

$$\langle v_x \rangle = +\frac{p|B|}{M} \langle \sin \theta \rangle + U_x, \quad (42)$$

$$\langle v_y \rangle = -\frac{p|B|}{M} \langle \cos \theta \rangle + U_y. \quad (43)$$

This average is re-interpreted as the thermal average due to the Ergode hypothesis as follows.

$$\langle f(\theta) \rangle = \frac{\int d\theta \int dP_\theta f(\theta) \exp[-\beta H(\theta, P_\theta)]}{\int d\theta \int dP_\theta \exp[-\beta H(\theta, P_\theta)]}, \quad (44)$$

with Hamiltonian

$$H = \frac{1}{ml^2} P_\theta^2 + pBU\{\sin(\theta - \phi) + 1\}. \quad (45)$$

In the zero temperature limit  $\beta \rightarrow \infty$ , we have the lowest potential energy, that is,

$$\langle \sin \theta \rangle \simeq -\cos \phi, \quad \langle \cos \theta \rangle \simeq \sin \phi, \quad (46)$$

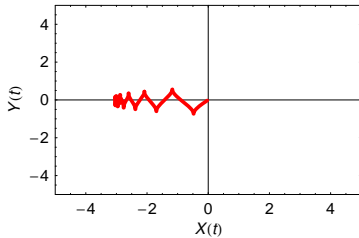


FIG. 5: Trajectory of center of mass

for  $B > 0$ . And

$$\langle \sin \theta \rangle \simeq \cos \phi, \quad \langle \cos \theta \rangle \simeq -\sin \phi, \quad (47)$$

for  $B < 0$ .

Therefore

$$\langle v_x \rangle = -\frac{p|B|}{M} \cos \phi + U_x = \left\{1 - \frac{p|B|}{MU}\right\} U_x, \quad (48)$$

$$\langle v_y \rangle = -\frac{p|B|}{M} \sin \phi + U_y = \left\{1 - \frac{p|B|}{MU}\right\} U_y. \quad (49)$$

The mean velocity becomes zero when

$$\frac{p|B|}{MU} = \frac{\omega_c l}{U} = 1,$$

this is related to the case  $E_{kin} = 0$  as shown in equation (39). This is NOT a dissipation, but is some “resonance” as we discussed already.

The finite temperature case can be obtained by explicit calculation as well.

$$\begin{aligned} \langle \sin \theta \rangle &= \frac{\int d\varepsilon \sin(-\frac{\pi}{2} + \varepsilon + \phi) \exp[-\alpha(1 - \cos \varepsilon)]}{\int d\varepsilon \exp[-\alpha(1 - \cos \varepsilon)]} \\ &= -\cos \phi \frac{\int d\varepsilon \cos \varepsilon \exp[\alpha \cos \varepsilon]}{\int d\varepsilon \exp[\alpha \cos \varepsilon]} \\ &= -\cos \phi \frac{d}{d\alpha} \log \left\{ \int d\varepsilon \exp[\alpha \cos \varepsilon] \right\}. \end{aligned} \quad (50)$$

with

$$\alpha = \beta B p U.$$

In the same way,

$$\begin{aligned} \langle \cos \theta \rangle &= \frac{\int d\varepsilon \cos(-\frac{\pi}{2} + \varepsilon + \phi) \exp[-\alpha(1 - \cos \varepsilon)]}{\int d\varepsilon \exp[-\alpha(1 - \cos \varepsilon)]} \\ &= \sin \phi \frac{\int d\varepsilon \sin \varepsilon \exp[\alpha \cos \varepsilon]}{\int d\varepsilon \exp[\alpha \cos \varepsilon]} \\ &= \sin \phi \frac{d}{d\alpha} \log \left\{ \int d\varepsilon \exp[\alpha \cos \varepsilon] \right\}. \end{aligned} \quad (51)$$

By using the integration form of 0th modified Bessel function

$$I_0(\alpha) = \frac{1}{2\pi} \int_{-\pi}^{+\pi} d\varepsilon \exp[\alpha \cos \varepsilon], \quad (52)$$

we obtain the mean velocity

$$\langle \vec{v} \rangle = \left\{1 - \frac{pB}{MU} \frac{I'_0(\alpha)}{I_0(\alpha)}\right\} \vec{U}, \quad (53)$$

while  $I'_0/I_0$  is the odd function of  $\alpha$  and so the signature of  $B$  does not change the form of function.

Note that from the asymptotic expansion of modified Bessel function, we obtain

$$\lim_{\alpha \rightarrow \pm\infty} \frac{I'_0(\alpha)}{I_0(\alpha)} \pm 1. \quad (54)$$

Therefore we have

$$\langle \vec{v} \rangle \rightarrow \left\{ 1 - \frac{p |B|}{MU} \right\} \vec{U}, \quad (55)$$

in zero temperature limit, which is consistent with previous result (48), (49).

The thermal expectation value of kinetic energy of center of mass is given as

$$\begin{aligned} \langle E_{kin} \rangle &= \frac{M}{2} \langle v_x^2 + v_y^2 \rangle \\ &= E_0 + M\omega_c l U \left\{ 1 - \frac{I'_0(\alpha)}{I_0(\alpha)} \right\}. \end{aligned} \quad (56)$$

Where

$$E_0 \equiv \frac{M}{2} (U - \omega_c l)^2. \quad (57)$$

The figure 6 shows  $\langle E_{kin} \rangle - E_0$  in the unit of  $M\omega_c l U$  as the function of dimensionless temperature  $T/T^*$ , where

$$T^* \equiv \frac{|B| p U}{2k}.$$

This function is monotone increasing function from 0 to 1 for the temperature increases from 0 to  $\infty$ . Therefore the mean kinetic energy has the asymptotic values as

$$\langle E_{kin} \rangle \rightarrow E_0 = \frac{M}{2} (U - \omega_c l)^2 \quad \text{for } T \rightarrow 0, \quad (58)$$

$$\rightarrow \frac{M}{2} U^2 + \frac{M}{2} (\omega_c l)^2 \quad \text{for } T \rightarrow \infty. \quad (59)$$

The reason why the kinetic energy is finite under the infinite temperature is as follows. The kinetic energy is

essentially the same as the periodic potential energy in  $E_{eff}$  as shown in (30) and (31). Therefore if the temperature increases and the energy of relative motion (pendulum) comes up, mean value of potential energy is always finite and so as the kinetic energy.

This temperature dependence of kinetic energy is absent when the magnetic field disappeared. Such a dependence shows the energy transition between center of mass motion, relative motion and heat bath as we have expected. If the temperature of heat bath decreases, the energy of relative motion transfers to the bath, and energy of center of mass transfers as well.

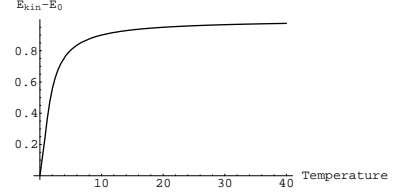


FIG. 6:  $\langle E_{kin} \rangle - E_0$  in the unit of  $M\omega_c l U$  as a function of dimensionless temperature  $T/T^*$

## VI. SUMMARY

Here we have shown the new mechanism that the magnetic field connects two dynamical systems, and if one system has the dissipation, another system becomes also dissipative only when the magnetic field is applied. This mechanism might also work in many other physical systems under the magnetic field. Another interesting point is that when the electric dipole is placed in magnetic field, we have a constant with dimension of velocity. Then some kind of “resonance” phenomenon occurs and we have critical value of magnetic field which makes lowest kinetic energy vanish.

$$B^* = \frac{MU}{el}, \quad (60)$$

where  $U$  is a value of center of mass velocity when the magnetic field is absent.

- 
- [1] W. B. Thompson, Philosophical Magazine **42** (1951) 1417.  
 [2] M. Kasuga, T. Yonekura and T. Satoyoshi, Journal Crystal Growth **99** (1990) 983-987.

- [3] K. Kakimoto and H. Ozoe, Journal of Japan Crystal Growth, **24** NO.3 (1997).