

# Oxygen isotope effect on the superconductivity and stripe phase in $\text{La}_{1.6-x}\text{Nd}_{0.4}\text{Sr}_x\text{CuO}_4$

G. Y. Wang, J. D. Zhang, R. L. Yang, and X. H. Chen\*

*Hefei National Laboratory for Physical Science at Microscale and Department of Physics,  
University of Science and Technology of China, Hefei,  
Anhui 230026, People's Republic of China*

(Dated: July 6, 2018)

The oxygen isotope effect on the superconductivity, stripe phase and structure transition is systematically investigated in  $\text{La}_{1.6-x}\text{Nd}_{0.4}\text{Sr}_x\text{CuO}_4$  with static stripe phase. Substitution of  $^{16}\text{O}$  by  $^{18}\text{O}$  leads to a decrease in superconducting transition temperature  $T_C$ , while enhances the temperature of the structural transition from low-temperature-orthorhombic (LTO) phase to low-temperature-tetragonal (LTT) phase. Compared to the Nd free sample, a larger isotope effect on  $T_C$  is observed in  $\text{La}_{1.6-x}\text{Nd}_{0.4}\text{Sr}_x\text{CuO}_4$ . These results indicate that the distortion of  $\text{CuO}_2$  plane suppresses the superconductivity, giving a direct evidence for the competing of stripe phase and superconductivity because the distortion of  $\text{CuO}_2$  plane enhances the stripe phase.

PACS numbers: 71.38.-k, 74.62.Yb, 31.30.Gs

High critical temperature ( $T_C$ ) superconductor is widely studied since the discovery of  $\text{La}_{2-x}\text{Ba}_x\text{CuO}_4$  in 1986. However, the properties of these materials are hardly to be explained by BCS theory which is successful in explaining the properties of conventional superconductor. It's still an open question for the mechanism of high temperature superconductivity in cuprates. Among numerous theoretical models, stripe phase has attracted considerable attention that the spin and charge in high  $T_C$  superconductors distributes inhomogeneous and forms "stripe" [1, 2, 3]. It was experimentally observed by neutron scattering or other method in  $\text{La}_2\text{CuO}_4$ -based system [4, 5, 6, 7, 8, 9, 10, 11, 12] and  $\text{YBa}_2\text{Cu}_3\text{O}_y$  [13, 14, 15]. It generally appears that the fluctuating stripe promote to superconductivity, but static stripe may suppress superconductivity [16]. However, there is evidence that it is local magnetic order rather than charge-stripe order which is responsible for the anomalous suppression of superconductivity [17].

In  $\text{La}_2\text{CuO}_4$  system, several structural phase transitions occur with doping of alkaline-earth and rare-earth metals [17, 18, 19, 20, 21, 22]. With decreasing temperature a transition from high-temperature-tetragonal (HTT) phase to low-temperature-orthorhombic (LTO) phase, then low-temperature-tetragonal (LTT) phase (or *Pccn* phase, depends on the hole concentration) was observed. The LTO and LTT phases involve distortion of  $\text{CuO}_2$  planes due to the tilting of  $\text{CuO}_6$  octahedras producing stripe pinning potential. Here we call the temperature  $T_{LT}$  at which the structure transition from LTO to LTT occurs. In  $\text{La}_{2-x-y}\text{Nd}_y\text{Sr}_x\text{CuO}_4$ , the substitution of La by Nd enhances the pinning potential, which pins the stripe from fluctuating (Nd free sample) to static [7, 8]. When  $x = 1/8$  there is an anomalous

suppression of superconductivity due to the stripe phase. In  $\text{La}_{1.6-x}\text{Nd}_{0.4}\text{Sr}_x\text{CuO}_4$ , neutron diffraction experiment shows that the charge ordering and structural transition are essentially coincident for  $x=0.10$  and  $0.12$  [8, 17]; however, the charge ordering occurs significantly below the structural transition temperature  $T_{LT}$  [17]. Several groups have investigated the relationship among structural distortion, stripe phase and superconductivity, using high-pressure to control the structure transition and superconductivity [22, 23]. It was found that the hydrostatic pressure lower than 5 GPa compresses the  $\text{CuO}_2$  planes, which weakens the pinning potential, suppresses the LTT distortion and enhances the superconductivity.

It is well known that the isotope effect study is very important in the conventional superconductors in which  $\alpha_C = -d\ln T_C / d\ln M_O = 0.5$ , and is the illation of BCS theory. Although many believe that antiferromagnetism is important for superconductivity, there has been renewed interest in possible role of electron-lattice coupling [24, 25]. Therefore, the research of isotope substitution is necessary to study mechanism of high- $T_C$  superconductivity. Several oxygen isotope substitution experiments have been done in  $\text{La}_{2-x}\text{Sr}_x\text{CuO}_4$  and  $\text{La}_{2-x}\text{Ba}_x\text{CuO}_4$  with fluctuating stripe phase, and a large isotope exponent ( $\alpha_C \sim 1$ ) on  $T_C$  was found near  $1/8$  doping [26, 27, 28, 29]. To check possible change in the isotope effect induced by Nd doping and investigate the relationship among structural distortion, stripe phase and superconductivity, we systematically study the oxygen isotope effect in  $\text{La}_{1.6-x}\text{Nd}_{0.4}\text{Sr}_x\text{CuO}_4$  with  $x=0.10, 0.125, 0.15$  and  $0.175$ . It is found that  $T_C$  is suppressed, while  $T_{LT}$  is enhanced with the substitution of  $^{16}\text{O}$  by  $^{18}\text{O}$ , indicating that the distortion of  $\text{CuO}_2$  plane suppresses superconductivity. Because the charge ordering and structural transition are essentially coincident for  $x=0.10$  and  $0.12$ , therefore, in this sense the results of isotope effect definitely provide an evidence for the competing between stripe phase and superconductivity.

---

\*Corresponding author; Electronic address: chenxh@ustc.edu.cn

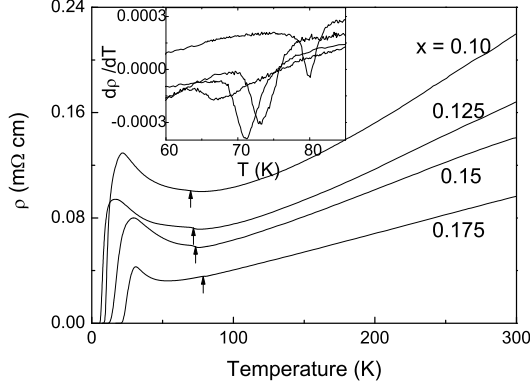


FIG. 1: Temperature dependence of resistivity for the samples  $\text{La}_{1.6-x}\text{Nd}_{0.4}\text{Sr}_x\text{CuO}_4$  with  $x = 0.10, 0.125, 0.15$  and  $0.175$  treated in  $^{16}\text{O}$ . The arrows indicate the LTO-LTT transition temperature  $T_{LT}$ . Inset shows the derivative curves of resistivity near  $T_{LT}$ .

tivity. Compared to the Nd free sample with fluctuating stripe phase, a larger isotope exponent  $\alpha_C$  is observed in  $\text{La}_{1.6-x}\text{Nd}_{0.4}\text{Sr}_x\text{CuO}_4$  with static stripe phase, suggesting a strong electron-lattice coupling in cuprates.

Polycrystalline samples  $\text{La}_{1.6-x}\text{Nd}_{0.4}\text{Sr}_x\text{CuO}_4$  for  $x = 0.10, 0.125, 0.15$  and  $0.175$  were prepared by conventional solid-state reaction. All samples were characterized by X-ray diffraction (XRD) and no observable impurity phase is found. One pellet for each sample with different  $x$  was cut into two pieces for oxygen-isotope diffusion. The two pieces for each composition were put into an alumina boat which were sealed in a quartz tube filled with oxygen pressure of 1 bar (one for  $^{16}\text{O}_2$  and another for  $^{18}\text{O}_2$ ) mounted in a furnace, respectively. The quartz tubes formed parts of two identical closed loops. They were first heated at  $980^\circ\text{C}$  for 90 h, then slowly cooled to  $500^\circ\text{C}$ , kept for 10 h and finally cooled to room temperature with furnace. The obtained samples were re-examined by X-ray diffraction to confirm them single phase. The oxygen-isotope enrichment is determined by the weight changes of both  $^{16}\text{O}$  and  $^{18}\text{O}$  samples. The  $^{18}\text{O}$  samples have about 80% ( $\pm 5\%$ )  $^{18}\text{O}$  and 20% ( $\pm 5\%$ )  $^{16}\text{O}$ . To ensure the isotope exchange effect, back-exchange of  $^{18}\text{O}$  sample by  $^{16}\text{O}$  was carried out in the same way and the weight change showed a complete back-exchange. Resistance measurements were performed using the ac four-probe method with an ac resistance bridge system (Linear Research Inc. LR-700P). To reduce the experimental deviation, each couple of  $^{16}\text{O}$  and  $^{18}\text{O}$  samples are measured synchronously in a cooling process.

Temperature dependence of resistivity for the samples  $\text{La}_{1.6-x}\text{Nd}_{0.4}\text{Sr}_x\text{CuO}_4$  with  $x = 0.10, 0.125, 0.15$  and  $0.175$  treated in  $^{16}\text{O}$  are shown in Fig.1.  $T_C$  (defined as the midpoint of superconducting transition in resistivity) is 11K, 7.9K, 17.8K and 25K for  $x=0.10, 0.125, 0.15$  and

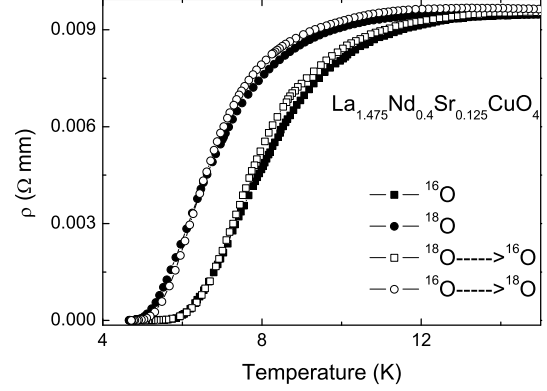


FIG. 2: Temperature dependence of resistivity near the superconducting transition for the  $^{16}\text{O}$  and  $^{18}\text{O}$  samples with  $x = 0.125$ .

$0.175$ , respectively, being consistent with that reported in other literatures[8, 17, 20, 22]. The suppression of  $T_C$  compared with  $\text{La}_{2-x}\text{Sr}_x\text{CuO}_4$ [32] is attributed to the static stripe phase induced by the substitution of Nd for La atoms[7]. The abnormal suppression on  $T_C$  near 1/8 doping can be clearly seen in our samples, that is, the  $T_c$  is the least for the sample with  $x=0.125$ . A small resistivity jump appears at about 70K, which is indicated by an arrow and regarded as the signal of structural transition from LTO to LTT[17, 19]. To show this jump clearly, the temperature dependence of derivative of resistivity is shown in the inset of Fig.1. A dip can be seen clearly in the derivative curve. Here we define  $T_{LT}$  as the dip temperature: 66.7K, 71K, 73.1K and 80K for  $x = 0.10, 0.125, 0.15$  and  $0.175$ , respectively.  $T_{LT}$  increases with increasing Sr doping, consistent with that reported in Ref.[17].

Figure 2 shows the temperature dependence of resistivity near the superconducting transition for the sample with  $x = 0.125$ . It should be pointed out that the superconducting transition is a little broadening, which may be caused by the fluctuation of Sr, Nd and/or O contents.  $T_C$  is 7.9K and 6.6K for  $^{16}\text{O}$  and  $^{18}\text{O}$  samples, respectively. To ensure the change of  $T_C$  from isotope substitution, back-exchange of  $^{18}\text{O}$  sample by  $^{16}\text{O}$  was performed. Fig.3 shows the Raman spectra at room temperature for the sample with  $x = 0.125$ . The apical O stretch mode is softened from  $433(\pm 1)\text{ cm}^{-1}$  to  $413(\pm 1)\text{ cm}^{-1}$  by the substitution of  $^{18}\text{O}$  for  $^{16}\text{O}$ . This frequency shift of  $4.6\% \pm 0.3\%$  suggests about 79%  $^{18}\text{O}$  substitution because Raman shift is in proportion to  $1/\sqrt{16/M'}$  [30, 31]. The  $^{18}\text{O}$  substitution estimated by Raman shift is consistent with the result obtained from weight change. For comparison,  $\rho(T)$  of back-exchanged samples are also shown in Fig.2. Two  $^{16}\text{O}/^{18}\text{O}$  samples show the same  $T_C$ , which definitely indicates the change of  $T_c$  arises from the oxygen isotope exchange. The isotope exponent on  $T_C$  in this sample  $\alpha_C = -\ln T_C / \ln M_O$  is 1.89,

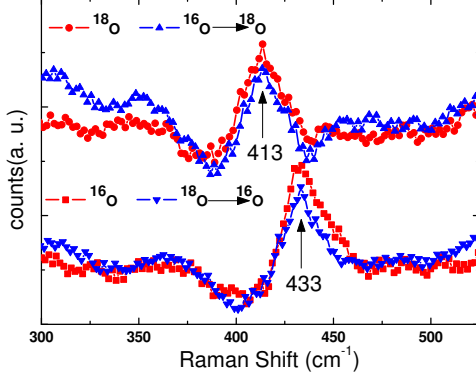


FIG. 3: Raman spectra at room temperature for the  $^{16}\text{O}$  and  $^{18}\text{O}$  samples with  $x = 0.125$ . A 514.5 nm Ar-laser line was used as the excitation line.

much larger than 0.5 deduced from BCS theory.

The phonon-mediated BCS theory shows that in condition of weak electron-phonon coupling the increase in lattice mass enhances the effective mass of charge carriers  $m^*$ , and lowers the superconducting gap  $\Delta$ , and finally suppresses  $T_C$ . This used to be successful in explaining the isotope effect in most of conventional superconductors, but failed in explaining the isotope effect in high  $T_C$  superconductor[32]. Especially in  $\text{La}_{2-x}\text{Sr}_x\text{CuO}_4$ [26, 27, 28, 29] the isotope exponent around 1/8 doping is about 1. Zhao *et al.*[28, 29] explain this with small polaron theory that the effective mass of supercarriers depends strongly on the oxygen-isotope mass in deeply underdoped regime, indicating strong electron-phonon coupling in it. The isotope exponent  $\alpha_C \sim 1.89$  in  $\text{La}_{1.6-x}\text{Nd}_{0.4}\text{Sr}_x\text{CuO}_4$  with  $x=0.125$  is much larger than that ( $\sim 1.0$ ) in the Nd free sample  $\text{La}_{2-x}\text{Sr}_x\text{CuO}_4$ . It indicates a stronger electron-lattice coupling in  $\text{La}_{1.6-x}\text{Nd}_{0.4}\text{Sr}_x\text{CuO}_4$ . Nd doping induces a structural transition from LTO to LTT, which pins the stripe phase from fluctuating (Nd free sample) to static[7, 8] and enhances the distortion of  $\text{CuO}_2$  plane[20]. It has been reported in manganites that lattice distortion tends to introduce stronger electron-phonon coupling[33]. Therefore, the electron coupled to the more distorted  $\text{CuO}_2$  plane induced by Nd doping is responsible for the larger isotope exponent relative to the Nd free sample.

Figure 4 shows the temperature dependence of resistivity near  $T_{LT}$  for the samples of  $x = 0.125$ .  $T_{LT}$  is enhanced from 71K to 72.3K with the substitution of  $^{16}\text{O}$  by  $^{18}\text{O}$ , the isotope exponent  $\alpha_{LT}$  is about -0.19. As shown in Fig.4, the resistivities are almost the same for the back-exchanged samples. It ensures that the change in  $T_{LT}$  arises from the isotope effect. The increase of  $T_{LT}$  indicates the enhancement of stabilization for LTT phase, suggesting the enhancement of distortion in  $\text{CuO}_2$  plane by substitution of  $^{16}\text{O}$  by  $^{18}\text{O}$ . As shown in Fig.2

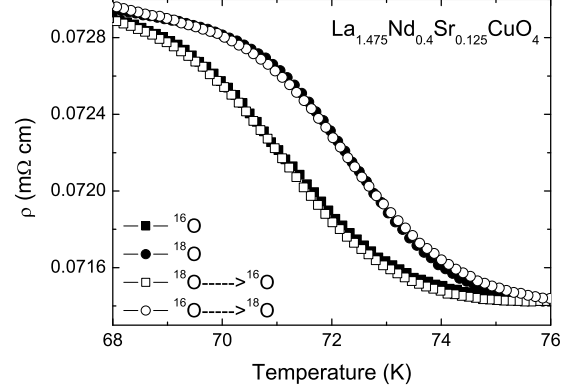


FIG. 4: Temperature dependence of resistivity near the structure transition for the  $^{16}\text{O}$  and  $^{18}\text{O}$  samples of  $x = 0.125$ .

and Fig.4, the substitution of  $^{16}\text{O}$  by  $^{18}\text{O}$  leads to a decrease in  $T_c$  and an increase in  $T_{LT}$ . The oxygen isotope effect provides an evidence that the distortion of  $\text{CuO}_2$  plane suppresses the superconductivity, being consistent with the increase of  $T_C$  by lowering the impact of the disorder in  $\text{Bi2212}$ [34]. It has been reported that the charge ordering and structural transition are essentially coincident for  $x=0.10$  and  $0.12$ [8, 17]. Therefore, the increase of  $T_{LT}$  indicates the enhancement of charge stripe, suggesting the competing between the stripe phase and superconductivity.

For the samples  $\text{La}_{1.6-x}\text{Nd}_{0.4}\text{Sr}_x\text{CuO}_4$  with  $x=0.10$ ,  $0.15$  and  $0.175$ , the oxygen isotope exponents for superconducting transition  $\alpha_C$  are 1.24, 0.98, 0.33, while for structural transition  $\alpha_{LT}$  are -0.32, -0.20, -0.17, respectively. All samples show that the substitution of  $^{16}\text{O}$  by  $^{18}\text{O}$  leads to a decrease in  $T_c$  and an increase in  $T_{LT}$ . Sr content dependence of oxygen isotope exponent for superconducting transition  $\alpha_C$  and structural transition  $\alpha_{LT}$  is shown in Fig.5. The largest  $\alpha_C$  is observed in the sample with  $x=0.125$ , such 1/8 anomaly for  $\alpha_C$  has been reported in  $\text{La}_2\text{CuO}_4$ -based superconductors[26, 27, 28, 29]. However, the  $\alpha_{LT}$  decreases with increasing Sr content. For comparison,  $\alpha_C$  reported in  $\text{La}_{2-x}\text{Sr}_x\text{CuO}_4$  [27, 29, 30, 35, 36] is also shown in Fig.5. It clearly shows a trend that  $\alpha_c$  decreases with increasing Sr content except for an anomaly around  $x=0.125$  in  $\text{La}_{2-x}\text{Sr}_x\text{CuO}_4$ . Our observation in  $\text{La}_{1.6-x}\text{Nd}_{0.4}\text{Sr}_x\text{CuO}_4$  shows similar trend except that  $\alpha_C$  for all Nd doped samples is larger than that in  $\text{La}_{2-x}\text{Sr}_x\text{CuO}_4$ . It further indicates that the stronger distortion of  $\text{CuO}_2$  plane induced by Nd doping leads to a stronger electron-lattice coupling. The sample with  $x = 0.10$  shows the largest  $\alpha_{LT}$  value, which may be due to the approach to the phase boundary from LTO to LTT/*Pccn* for this Sr content[17]. The large isotope effect caused by the instability of lattice around phase boundary has also been found in cobalt[37].

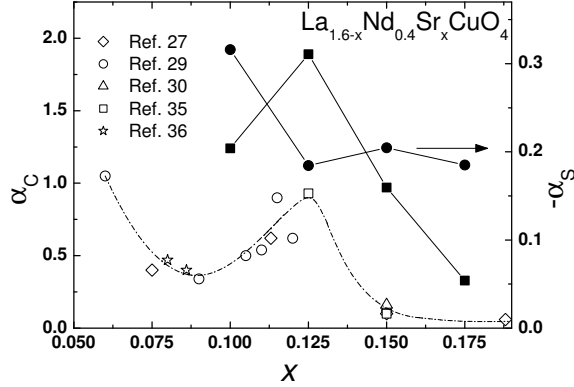


FIG. 5:  $\alpha_c$  (solid squares) and  $\alpha_s$  (solid circles) as a function of  $x$  for  $\text{La}_{1.6-x}\text{Nd}_{0.4}\text{Sr}_x\text{CuO}_4$ . For comparison,  $\alpha_c$  from the previous works is also depicted for polycrystalline and single crystals  $\text{La}_{2-x}\text{Sr}_x\text{CuO}_4$ . The dash line guides eyes.

In the phase diagram of  $\text{La}_{2-x-y}\text{Nd}_y\text{Sr}_x\text{CuO}_4$  system,  $T_{LT}$  and the temperature of occurrence of stripe phase increases simultaneously with keeping Sr content constant and increasing Nd content[17]. Therefore, it can be believed that substitution of  $^{16}\text{O}$  by  $^{18}\text{O}$  leads to an increase of  $T_{LT}$ , consequently to enhancement of stripe phase. With keeping Nd content unchanged and increasing Sr doping level, the temperature where stripe phase occurs shows a hump as a function of Sr doping level, while  $T_{LT}$  increases with increasing Sr doping level[17]. The suppression of stripe phase for  $x > 1/8$  is just caused by the deviation of hole concentration from  $1/8$ . In our case, the oxygen isotope substitution doesn't change the hole concentration. Therefore, the increasing of  $T_{LT}$  caused by substitution of  $^{16}\text{O}$  by

$^{18}\text{O}$  for each composition indicates the enhancement of stripe phase. These results show us a direct evidence for the competing between static stripe phase and superconductivity. Recently, Reznik *et al.* found that a strong anomaly in Cu-O bond-stretching phonon in  $\text{La}_{2-x}\text{Sr}_x\text{CuO}_4$  appears in superconducting doping level, while disappears in non-superconducting doping level. It suggests the importance of electron-phonon coupling to the mechanism of superconductivity[38]. The anomaly is the strongest in the samples with static stripe phase:  $\text{La}_{1.48}\text{Nd}_{0.4}\text{Sr}_{0.12}\text{CuO}_4$  and  $\text{La}_{2-x}\text{Ba}_x\text{CuO}_4$ . Our isotope substitution confirms the strong electron-phonon coupling in  $\text{La}_{1.6-x}\text{Nd}_{0.4}\text{Sr}_x\text{CuO}_4$  system, and supports the importance of electron-phonon coupling to the mechanism of superconductivity for high  $T_C$  superconductors.

In conclusion, oxygen isotope effect is systematically studied in  $\text{La}_{1.6-x}\text{Nd}_{0.4}\text{Sr}_x\text{CuO}_4$  with static stripe phase.  $T_C$  is suppressed and  $T_{LT}$  is enhanced with the substitution of  $^{16}\text{O}$  by  $^{18}\text{O}$ . These results provide an evidence that the distortion of  $\text{CuO}_2$  plane suppresses the superconductivity, and there exists a competing between static stripe phase and superconductivity.  $\alpha_C$  shows  $1/8$  anomaly, similar to that the observation in Nd free sample. Larger oxygen isotope effect on  $T_C$  is observed compared to the Nd free samples. It indicates that stronger distortion of  $\text{CuO}_2$  plane leads to a stronger electron-phonon coupling. In addition, our results confirm the strong electron-phonon coupling in the  $\text{La}_{1.6-x}\text{Nd}_{0.4}\text{Sr}_x\text{CuO}_4$ . It is well known that distortion of  $\text{CuO}_2$  plane is common feature shared by high- $T_c$  cuprates. Therefore, electron-phonon coupling should play important role in the mechanism of high- $T_c$  superconductivity

**Acknowledgments:** This work is supported by the grant from the Nature Science Foundation of China and by the Ministry of Science and Technology of China (973 project No: 2006CB601001 and 2006CB0L1205).

- 
- [1] J. Zaanen and O. Gunnarson, Phys. Rev. B **40** 7391(1989).
  - [2] V. J. Emery, S. A. Kiveson, O. Zacher, Phys. Rev. B **56** 6120(1997).
  - [3] V. J. Emery, S. A. Kivelson and J. M. Tranquada, Proc. Natl. Acad. Sci. USA **96** 8814(1999).
  - [4] S. M. Hayden *et al.*, Phys. Rev. Lett. **76** 1344(1996).
  - [5] K. Yamada *et al.*, Phys. Rev. Lett. **75** 1626(1995).
  - [6] K. Yamada *et al.*, Phys. Rev. B **57** 6165(1998).
  - [7] J. M. Tranquada *et al.*, Nature **375**, 561(1995).
  - [8] J. M. Tranquada *et al.*, Phys. Rev. B **54**, 7489(1996).
  - [9] J. F. Qu *et al.*, Phys. Rev. B **71** 094503(2005).
  - [10] Y. S. Lee *et al.*, Phys. Rev. B **60** 3643(1999).
  - [11] A. R. Moodenbaugh *et al.*, Phys. Rev. B **38** 4596(1988).
  - [12] C. C. Homes *et al.*, Phys. Rev. Lett. **96** 257002(2006).
  - [13] H. A. Mook *et al.*, Nature **395** 580(1998).
  - [14] H. A. Mook and F. Doğan, Nature **401** 145(1999).
  - [15] R. P. Sharma *et al.*, Nature **404**, 736(2000).
  - [16] J. Orenstein and J. Millis, Science **288** 468(2000) and the references therein.
  - [17] N. Ichikawa *et al.*, Phys. Rev. Lett. **85** 1738(2000) and the reference therein.
  - [18] J. D. Axe *et al.*, Phys. Rev. Lett. **62** 2751(1989).
  - [19] M. K. Crawford *et al.*, Phys. Rev. B **44** R7749(1991).
  - [20] B. Büchner, M. Breuer, A. Freimuth and A. P. Kampf, Phys. Rev. Lett. **73** 1841(1994).
  - [21] B. Dabrowski *et al.*, Phys. Rev. Lett. **76** 1348(1996).
  - [22] M. K. Crawford *et al.*, Phys. Rev. B, **71** 104513(2005).
  - [23] S. Arumugam *et al.*, Phys. Rev. Lett. **88** 247001(2002).
  - [24] A. Lanzara *et al.*, Nature **412**, 510(2001).
  - [25] T. P. Devereaux *et al.*, Phys. Rev. Lett. **93**, 117004(2004).
  - [26] M. K. Crawford *et al.*, Science **250** 1390(1990).
  - [27] M. K. Crawford *et al.*, Phys. Rev. B **41** 282(1990).
  - [28] G. M. Zhao *et al.*, Nature **385** 236(1997).
  - [29] G. M. Zhao *et al.*, J. Phys.: Condens. Matter **10** 9055(1998).
  - [30] B. Batlogg *et al.*, Phys. Rev. Lett. **59** 912 (1987).
  - [31] Jinho Lee *et al.*, Nature **442** 546 (2006).
  - [32] T. Schneider and H. Keller, Phys. Rev. Lett. **86** 4899(2001) and the references therein.
  - [33] G. M. Zhao *et al.*, Nature(London) **381** 676(1995).
  - [34] H. Eisaki *et al.*, Phys. Rev. B **69**, 064512(2004).
  - [35] J. P. Franck, S. Harker and J. H. Brewer, Phys. Rev. Lett. **71**, 283(1993).
  - [36] J. Hofer *et al.*, Phys. Rev. Lett. **84**, 4192(2000).

- [37] G. Y. Wang *et al.*, Phys. Rev. B **74** 165113(2006).
- [38] D. Reznik *et al.*, Nature(London) **440**, 1170(2006).