

Origin of superconductivity in nominally “undoped” T'-La_{2-x}Y_xCuO₄ films

L. Zhao, R. H. Liu, G. Wu, G. Y. Wang, T. Wu, X. G. Luo and X. H. Chen*

*Hefei National Laboratory for Physical Science at Microscale and Department of Physics,
University of Science and Technology of China, Hefei, Anhui 230026, People's Republic of China*

We have systematically studied the transport properties of the La_{2-x}Y_xCuO₄(LYCO) films of T'-phase ($0.05 \leq x \leq 0.30$). In this nominally “undoped” system, superconductivity was acquired in certain Y doping range ($0.10 \leq x \leq 0.20$). Measurements of resistivity, Hall coefficients in normal states and resistive critical field (H_{c2}^p) in superconducting states of the T'-LYCO films show the similar behavior as the known Ce-doped n-type cuprate superconductors, indicating the intrinsic electron-doping nature. The charge carriers are induced by oxygen deficiency. Non-superconducting Y-doped Pr- or Nd-based T'-phase cuprate films were also investigated for comparison, suggesting the crucial role of the radii of A-site cations in the origin of superconductivity in the nominally “undoped” cuprates. Based on a reasonable scenario in the microscopic reduction process, we put forward a self-consistent interpretation of these experimental observations.

PACS numbers: 74.72.Dn, 74.78.Bz, 74.62.Dh, 74.90.+n

I. INTRODUCTION

After 20 years of intense research since the discovery of high-temperature superconductivity (HTSC)[1], many interesting physical phenomena unique to the cuprate superconductors are better understood. Although the underlying mechanism for HTSC remains elusive and unresolved, it has been widely accepted [2] that the parent compounds of all the known superconducting cuprates are half-filled Mott antiferromagnetic insulators, in which the strong electronic correlation exists. Upon doping holes or electrons into CuO₂ sheets, the antiferromagnetism is suppressed, and superconductivity can be induced in a certain concentration range of charge carriers.

Recently, Tsukada et al discovered a new class of cuprate superconducting films, T'-(La, R)₂CuO₄ (LRCO, R=Sm, Eu, Gd, Tb, Lu, and Y), which are nominally “non-doped” because R³⁺ is the isovalent cation with La³⁺ and the substitution can not provide net charge carriers to CuO₂ planes [3]. In particular, the La-based T'-phase cuprates are metastable and have not been acquired by conventional bulk synthesis now. These T'-phase LRCO films were synthesized by molecular beam epitaxy (MBE), and T_c above 20K could be achieved in certain R doping ranges. The authors claimed that the electron doping via oxygen deficiencies was, at least, not a main source of charge carriers and T'-LRCO are most plausibly conventional half-filled “band superconductors” with weak electronic correlation [4, 5]. Their viewpoints arose strong skepticism because it contradicts the acknowledged basic picture of HTSC in last 20 years.

However, further study on the physical properties of T'-LRCO is lacking because the sample preparation is quite difficult due to the metastability of La-based T'-phase structure and the repeatability far from satisfaction by other groups. For example, an unsuccessful at-

tempt was reported recently[6], indicating that the superconductivity of films is very sensitive to preparation conditions. By pulsed laser deposition (PLD), Greene and co-workers also prepared T'-LYCO films for only x=0.15 with partial success [7]. At present, it is urgent to perform systematic study on LRCO physical properties.

Here using dc magnetron sputtering, we have been able to fabricate the superconducting La_{2-x}Y_xCuO₄ (LYCO) films of pure c-axis oriented T'-structure with high repeatability [8]. In this paper, we systematically investigated in-plane electronic transport and Hall coefficients of T'-LYCO films with different Y contents: $x = 0.05, 0.10, 0.125, 0.15, 0.20$ and 0.30 . The superconducting phase diagram and effect of oxygen content on transport properties are studied. For films with $x = 0.125$ and 0.20 , the magnetic field dependence of superconducting transitions was also measured to get the resistive critical field $H_{c2}^p(T)$.

All these results show the similar behavior as the known electron-doped T'-214 R_{2-x}Ce_xCuO₄ (R=Pr, Nd, ...) systems, suggesting the same electron-doping nature in LYCO. The charge carriers in T'-LYCO are induced by oxygen deficiency during the reduction process. For comparison, we also studied the isovalent substitution in Nd₂CuO₄(NCO) and Pr₂CuO₄(PCO) systems. No superconductivity was found. Combining our data and the results in references [3, 4, 5], we present an approving and self-consistent interpretation on the origin of superconductivity in “undoped” T'-214 cuprates, based on a reasonable scenario about the microscopic depletion process of oxygen upon annealing.

II. EXPERIMENT DETAILS

La³⁺ ion is the largest among lanthanide series. The detailed analysis on the perovskite tolerance factor t [9, 10], has told us that La-based 214 cuprates adopt the T-type phase by high-temperature bulk processes, while T'-214 phase prefers stabilizing only at low syn-

*Corresponding author; Electronic address: chenxh@ustc.edu.cn

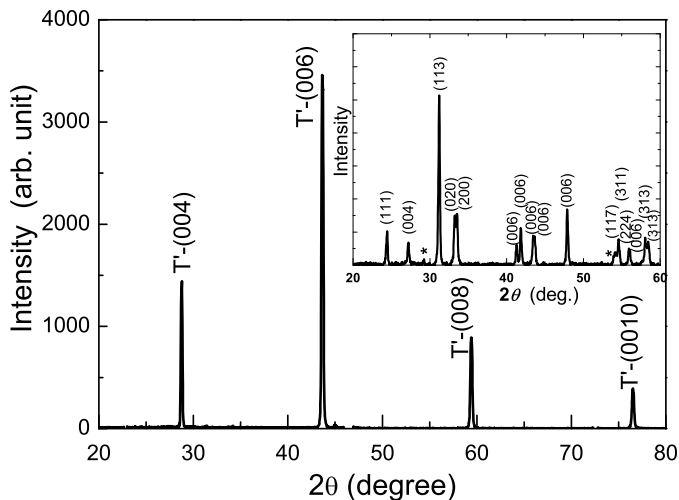


FIG. 1: XRD pattern of $\text{La}_{1.85}\text{Y}_{0.15}\text{CuO}_4$ thin film deposited under $T_D=690^\circ\text{C}$. the substrate reflections of SrTiO_3 have been removed for clarity. The insert shows the XRD data of corresponding target sintered at 1050°C (the un-indexed peak marked with stars is from a small quantity of un-reacted Y_2O_3).

thesis temperature. By extrapolation of the T/T' phase boundary in the $\text{La}_{2-y}\text{Nd}_y\text{CuO}_4$ system to $y = 0$, it has been predicted that undoped T'- La_2CuO_4 can be stable below 425°C [10]. The partial substitution of La^{3+} by smaller Y^{3+} can reduce the average ion radius of A-site, and shift slightly the T/T' phase boundary to higher temperature. But it is still too low for bulk synthesis of La-based T'-phase. In comparison with the solid-state reaction process, the preparation of thin films can usually be realized at lower temperature. Furthermore the appropriate epitaxy strain through the substrates may stabilize some metastable phases [11]. Therefore, we grew c-axis oriented LYCO films of pure T'-phase by dc magnetron sputtering. The stoichiometric ceramic targets are prepared by conventional solid-state reaction. Fig. 1 shows the x-ray diffraction(XRD) pattern of a typical LYCO film with $x=0.15$, which is pure T'-structure of c-axis orientation. Only peaks of (0 0 2l) diffraction appear, and the c-axis lattice constant c is around 12.44\AA . The typical full width at half maximum (FWHM) of rocking curves at the (006) reflection is only 0.28° , which confirms the good epitaxial growth of the T'-LYCO films.

The XRD pattern of polycrystal LYCO target for $x = 0.15$ is shown in the insert of Fig. 1. Except the trace of un-reacted yttrium oxide, all the peaks are well indexed assuming the La_2CuO_4 -like orthogonal T-214 structure. The calculated lattice constants of the orthorhombic lattice are: $a = 5.355\text{\AA}$, $b = 5.399\text{\AA}$, and $c = 13.136\text{\AA}$, which are slightly less than those of undoped La_2CuO_4 , consistent with the partial replacement of larger La^{3+} (ion radii is 1.216\AA) by smaller Y^{3+} (1.075\AA). There is a great contrast between T'-films and T-bulk synthesized at different temperatures, consistent with above analysis

about phase stability.

The optimal growth conditions for $x=0.15$ LYCO films have been discussed in detail elsewhere [8]. Upon increasing Y doping, the average radii of A-site ions decrease, so does the t factor, which leads to the shift of T/T' phase boundary to higher temperature, so that the corresponding optimal deposition temperature T_D is adjusted slightly to higher with increasing Y doping. After deposition, all the films are annealed at 600°C in high vacuum (near 10^{-4}Pa) and finally followed by very slow cooling to room temperature.

The $\text{Nd}_{2-x}\text{Y}_x\text{CuO}_4$ (NYCO) and $\text{Pr}_{2-x}\text{Y}_x\text{CuO}_4$ (PYCO) films were also prepared by dc sputtering for comparative research, in which T'-214 structure is intrinsically stable. the reduction process of films is the same as LYCO films.

The thickness of the typical films for transport measurements is about 3000\AA . The measurements of resistivity and Hall coefficients are carried out by standard 6-lead geometry using an ac resistance bridge(LR-700, Linear Research). The Ag electrodes are made by Ag evaporation. Samples are mounted on the top of the variable-temperature loading probe. Low temperature and high magnetic field up to 14T were supplied by a Teslatron system (Oxford Instruments)

III. EXPERIMENTAL RESULTS

A. Superconductivity and Resistivity of T'-LYCO

We first focus on the temperature-dependend resistivity $\rho(T)$ of the T'-LYCO in zero magnetic field. Fig. 2 shows the evolution of $\rho(T)$ curves with different Y doping ($0.05 \leq x \leq 0.30$).

The film of $x=0.05$ (plotted in the insert of Fig. 2) shows a insulating behavior in the whole temperature range like heavily under-doped or oxygenated cuprates as NCCO[12, 13].

For all the $\rho(T)$ curves except for $x=0.05$, we observed metallic behavior ($d\rho/dT > 0$) in the high temperature range. In contrast to the familiar linear temperature dependence in the hole-doped cuprates like YBCO and LSCO, the nearly quadratic behavior of $\rho(T)$ in the normal state is observed (detailed analysis is presented elsewhere [8]). This kind of behavior is a common feature in all the known electron-doped superconducting cuprates near optimal and over doping, such as $\text{Ln}_{2-x}\text{Ce}_x\text{CuO}_4$ ($\text{Ln}=\text{La, Pr, Nd, and Sm}$)[14, 15, 16, 17]. It is usually considered as a quasi 2D Landau-Fermi liquid behavior due to electron-electron scattering[18].

The metallic behaviors is maintained down to the resistivity minimum temperature (T_{min}). Below T_{min} , the resistivity shows a upturn as in either hole- or electron-cuprates at low dopings. The insulating upturn at low temperature are commonly interpreted in the 2D weak localization [19] or the Kondo scattering by the uncompensated Cu^{2+} spins[20].

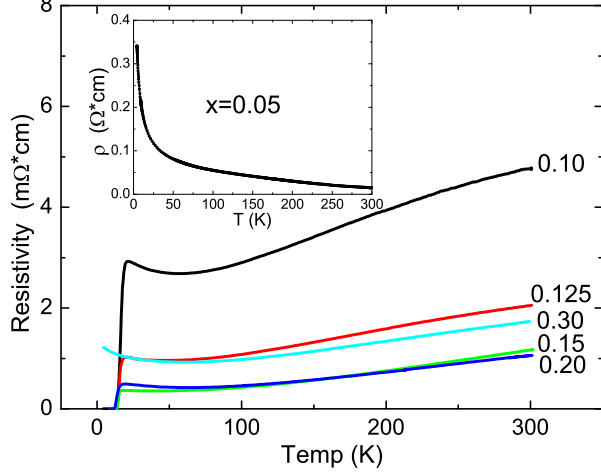


FIG. 2: Resistivity vs. temperature for T'-LYCO films with various Y contents: $x=0.10$, 0.125 , 0.15 , 0.20 , and 0.30 . The inset shows the $\rho(T)$ of the film with $x=0.05$. The reduction processes for all these films after deposition is the same.

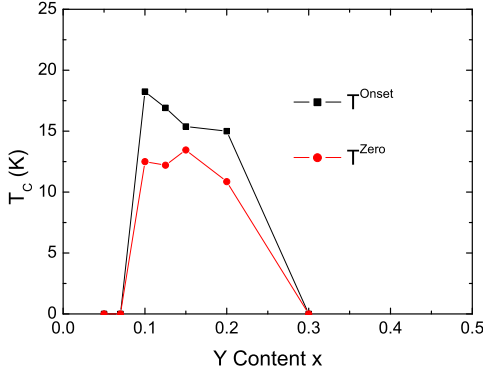


FIG. 3: Phase diagram of T'-LYCO films as a function of Y content x , determined from the resistivity data in Fig. 2. solid circles and squares represent T_c^{Zero} and T_c^{Onset} respectively.

Although the Y^{3+} ions doping can't bring net charge by substitution of La^{3+} , the resistivity of films reduces with increasing Y content until to the minimum near $x=0.20$, suggesting more electron doping by Y doping. As shown in the Fig.2, superconductivity occurs when $0.10 \leq x \leq 0.20$. But further doping leads to the increase of ρ and disappearance of superconductivity. It is consistent with the evolution of Hall coefficients (as discussed below). The superconducting phase diagram for Y doping is plotted in Fig. 3. Superconductivity exists in narrow Y doping range, i.e. $0.10 \leq x \leq 0.20$, which is in agreement with previous results [4]. The best T_c^{Zero} is 13.5K near optimal doping $x=0.15$. T_c^{Zero} does not vary much with doping, differs from the usual superconduct-

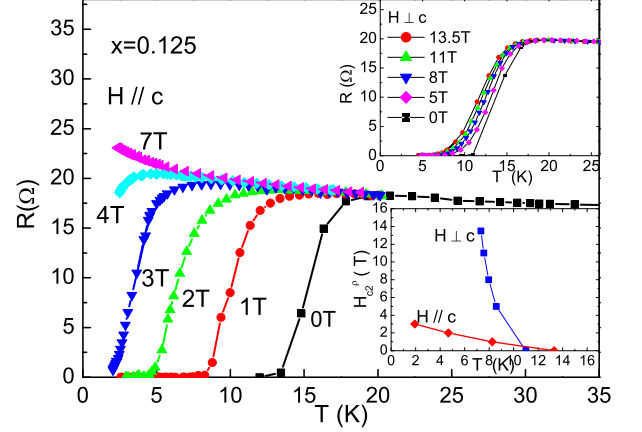


FIG. 4: Resistive transition of T'-LYCO with $x=0.125$ at different magnetic fields. the derived temperature dependence of H_{c2}^p are shown in the bottom-right insert.

ing “dome” of other cuprates in the diagram. One should note that the Y content is indirectly relevant with the concentration of charge carriers. On the contrary, heavy Y doping leads to larger resistivity and the insulating behavior, instead of more metallic behavior induced by overdoing in other cuprates.

B. Resistive critical field H_{c2}^p

Magnetic field dependence of superconducting transitions of two T'-LYCO films ($x=0.125$, 0.20) is shown in Fig. 4 and 5. The magnetic field was applied parallel to c-axis (shown in the main figures) or parallel to ab plane (shown in the upper-right inserts of Fig. 4 and 5).

For $H//c$, the superconducting onset temperature (T_{Onset}) for both films decreases and the width of the transition slightly broadens at $H=1T$. Upon increasing the magnetic field, the transition shifts to lower temperature and the $R(T)$ curves roughly parallel to each other. no further broadening is found. The field of 7 Tesla along c-axis is enough to kill the superconducting transition of T'-LYCO film with $x=0.125$, but insufficient for $x=0.20$. The higher upper critical field may be due to stronger vortex pinning by in-plane oxygen deficiencies or local distortion of the lattice induced by Y substitution in fluorite layers in the T'- structure.

In Fig. 4 and 5, the most remarkable character is the strong anisotropy in the effect of suppressing superconductivity by magnetic field. When $H//CuO_2$ planes, fields up to 13.5 Tesla just only slightly reduce T_c by a few Kelvins. This strong anisotropy is a common feature in high- T_c cuprates due to their low dimensionality and strong fluctuation effect.

From these $R(T)$ data in different magnetic fields, one can derive a characteristic field which is often referred

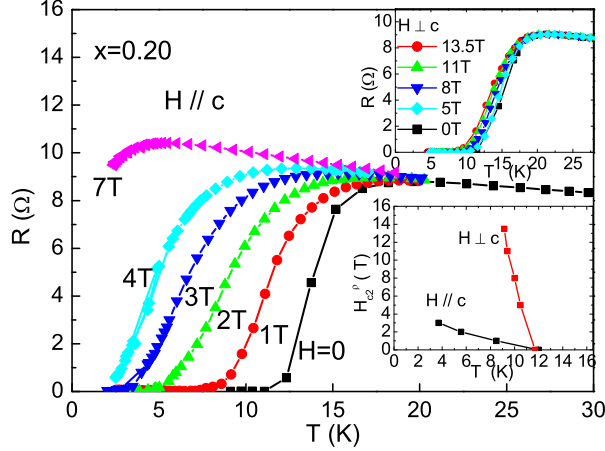


FIG. 5: Resistive transition of T'-LYCO with $x=0.20$ at different magnetic fields. the derived temperature dependence of H_{c2}^{ρ} are shown in the bottom-right insert.

to as the resistive upper critical field H_{c2}^{ρ} . The choice of criterion to determine H_{c2}^{ρ} remains with some uncertainty and arbitrariness, because of the broadened flux-flow resistivity curves. But as pointed in [21] and [22], the general trend of H_{c2}^{ρ} is very insensitive to the criterion used in electron-doped NCCO and PCCO. Here we adopt the zero resistivity temperature T_C^{Zero} . Other criterions (10% and 50% of the transition), were tested, and also gave the similar trend of (H_{c2}^{ρ}) in the case of T'-LYCO.

H_{c2}^{ρ} for $H//c$ and $H \perp c$ are shown in the bottom-right inserts of Fig. 4 and 5 (the difference in T_c at $H=0$ between two kinds of field configurations are from the remounting of samples on the probe). For $H \perp c$, the derived values are too close to T_c because of our experimental limits. It is difficult to deduce the accurate trends towards low temperature. For $H//c$, the anomalous positive curvature of $H_{c2}^{\rho}(T)$ were observed in both of the films. It seems to deviate from the conventional theory [23].

The behavior of $H_{c2}^{\rho}(T)$ in PCCO[21] and NCCO[22] have been found to have the similar temperature-dependence. It has been pointed out by Ong and collaborators[24, 25] that the resistivity is a bad diagnostic to determine intrinsic $H_{c2}(T)$. The $H_{c2}^{\rho}(T)$ in cupates determined by resistivity measurements, can be actually correlated with irreversibility line defined at the onset of flux flow and near the crosser from the vortex solid to liquid in $H - T$ phase diagram in superconducting state. Only a very rough criterion corresponding to a full recovery of the normal-state resistivity for $x=0.15$ brings the characteristic field temperature dependence close to the expected description by WHH theory with minus curvature and saturate at low temperature. Because of the absence of pseudogap above T_c in electron-doped cuprates,

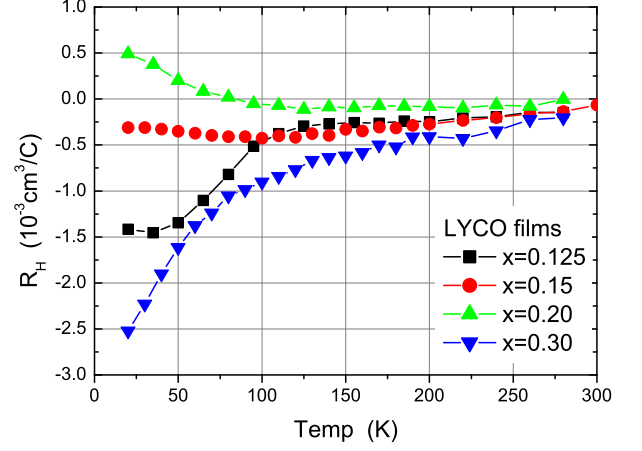


FIG. 6: Temperature dependence of Hall coefficients of T'-LYCO films with different Y content x .

the Nernst measurements are expected to serve as a much more accurate probe for $H_{c2}(T)$ in T'-LYCO, as have been done in NCCO[25].

C. Hall coefficients and origin of charge carriers in T'-LYCO

At present. T'-LYCO films behave very similarly to the Ce-doped n-type cuprates. No distinct difference is observed in above experiments. To clarify the signature and concentration of charge carriers in T'-LYCO, we examined the Hall coefficients of T'-LYCO with different Y doping, as shown in Fig. 6.

All the films show negative R_H near room temperature. It confirms the intrinsic electron-doped nature in T'-214 LYCO films. For non-superconducting film with $x=0.30$, R_H decreases upon lowering temperature and becomes divergent approaching $T=0$. It is typical behavior observe in lightly doped n-type cuprates, as NCCO [13], PCCO[16] and LCCO [14]. The R_H of $x=0.125$ resembles the behavior of $x=0.30$, except the upturn at low temperature and its smaller absolute value, suggesting more concentration of electron carriers.

For $x=0.15$, R_H decreases gradually with decreasing temperature from room temperature down to about 100K. A slight upturn toward zero occurs upon decreasing temperature further, which is analogical to slightly underdoped NCCO or LCCO near the optimal doping in the phase diagram. While for $x=0.20$, the upturn in low temperature is observed, and the R_H changes from negative in high temperature to positive in low temperature. Such behavior is similar to that in electron-doped cuprates near optimal doping, which can be considered as a direct evidence of two types of charge carriers [12].

From above analysis on R_H , the variation of electron

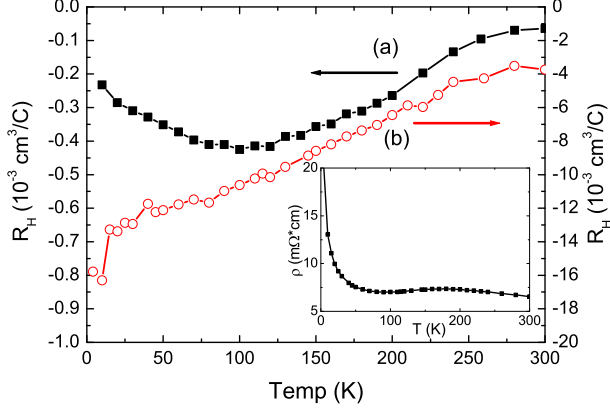


FIG. 7: Temperature dependence of Hall coefficient R_H for (a) the optimal film annealed in high vacuum (near 10^{-4} Pa), and (b) the film annealed in lower vacuum ($P_{O_2} \sim 0.6 \times 10^{-2}$ Pa). (a) and (b) are of the same Y doping $x=0.15$. The inset shows the ρ -T data for the film (b).

doping n_e with different Y contents is clear. $n_e|_{x=0.20} > n_e|_{x=0.15} > n_e|_{x=0.125} > n_e|_{x=0.30}$, which is consistent with previous resistivity data in Fig. 2.

Because Y^{3+} and La^{3+} are isovalent, no net charge can be provided by Y doping. the most natural assumption is that the charge carrier arise from oxygen deficiency since the superconductivity can only be acquired by annealing films in high vacuum. But there is still no way to determine the oxygen content in thin films accurately and straightforwardly at present.

To confirm this assumption, we deposited LYCO($x=0.15$) films at the optimal temperature ($T_D = 690^\circ\text{C}$), but annealed them in lower vacuum ($P_{O_2} \sim 0.6 \times 10^{-2}$ Pa). These films are still of pure T'-214 phase, but with less oxygen deficiency. Their resistivity become much larger and insulating behavior are observed at low temperature, as shown in the insert of Fig. 7. The corresponding Hall coefficient R_H was shown in Fig. 7, together with R_H of optimal T'-LYCO($x=0.15$) for comparison. R_H of oxygenated films is negative in the whole temperature range and decreases sharply with lowering temperature. The absolute value of R_H is much larger than that for optimal films, indicating much less effective carrier density. It is consistent with its larger ρ . Similar phenomena were observed during the oxygenation of optimal NCCO [12] and PCCO [16]. It suggest that oxygen deficiency is the source of electron doping in T'-LYCO films.

D. Comparative research on Y-doped Pr- and Nd-based T'-phases

From above results, we can conclude that “undoped” T'-LYCO is actually intrinsically electron doped and its

charge carriers and subsequent superconductivity in T'-LYCO film are induced by oxygen deficiency. T'-LYCO seems to be an electron-doped counterpart of the hole-doped superconductor $La_2CuO_{4+\delta}$ whose superconductivity is induced by excess oxygenation.

Besides reducing t factor to improve the stability of T'-structure slightly, the role of Y in superconducting T'-LYCO is still elusive. It is found that the superconductivity occurs only at certain Y doping range ($0.10 \leq x \leq 0.20$). Does there exist superconductivity in other “undoped” T'-structure systems? To find answer to these problems, comparative research on other T'-214 lanthanide cuprates is necessary.

It is known that in n-type superconducting cuprates the CuO_2 network is under tensile strain because of the bond-length mismatch between the CuO_2 sheets and Ln_2O_2 fluorite layers [26, 27]. The tensile CuO_2 is apt to receive electron doping and be reduced below the formal oxidation state $(CuO_2)^{2-}$. Doping electrons into CuO_2 planes will increase the Cu-O bond length and release the tension. Larger cations can introduce more tensile strain. Naturally more stretch will increase the capability to receive electron doping by CuO_2 sheets. Countinawise, if the Cu-O bond length in the T' structures is too small, as in Gd214 system ($a \sim 3.89 \text{ \AA}$), the planes do not readily accept election doping, no superconductivity is found with Ce substitution [28].

In Ref [3], the series of R_2CuO_4 films with increasing radii of the R^{3+} ions ($R = Tb, Gd, Eu, Sm, Nd, Pr, La$) are fabricated by MBE. Their resistivity decreases gradually with increasing ionic radius (shown in Fig. 3 in [3]), the trend is consistent with above analysis.

The Cu ions are reduced by in-plane deficiency and the stretch can be partly released. Since the bond energies between Cu-O is less than R-O [29], It suggests more likely that main oxygen deficit is mainly introduced at O(1) sites while O(2) sites remain intact in the reduction. The in-plane oxygen defect created by reduction have been evidenced in infrared transmission, Raman and ultrasonic studies in NCCO [30, 31] and PCCO [32] systems.

In our work, we have prepared $Nd_{2-x}Y_xCuO_4$ (NYCO) and $Pr_{2-x}Y_xCuO_4$ (PYCO) films with Y content $x=0.15$. The temperature dependences of resistivity are shown in Fig. 8, in which T'-214 structure is intrinsically stable even for $x=0$ and the role of Y to stablize T'-structure is needlessly. It is convenient to study the size effect at A-site cation in T'-phase. Furthermore, to study the effect of cation disorder, the undoped Pr_2CuO_4 (PCO) films were also prepared for comparison. All the films are of pure c-axis oriented T'-phase, and annealed in the high vacuum.

All films show insulating-like behavior and no superconductivity is found, the resistivity of PYCO films is smaller than of NYCO, which is consistent with above analysis because of the larger average ion radii at A-site in PYCO. In T'-phase, the larger cations at A-site, the stronger driving force for the acceptance of electrons into

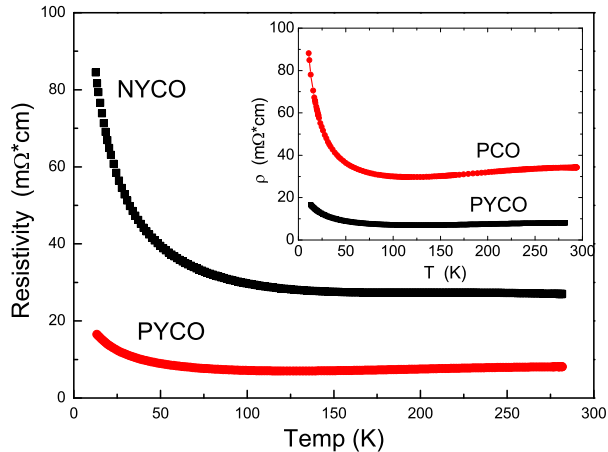


FIG. 8: Temperature dependence of resistivity of $\text{Pr}_{1.85}\text{Y}_{0.15}\text{CuO}_4$ (PYCO) and $\text{Nd}_{1.85}\text{Y}_{0.15}\text{CuO}_4$ (NYCO), Comparison of resistivity of undoped Pr_2CuO_4 (PCO) and PYCO is shown in the insert.

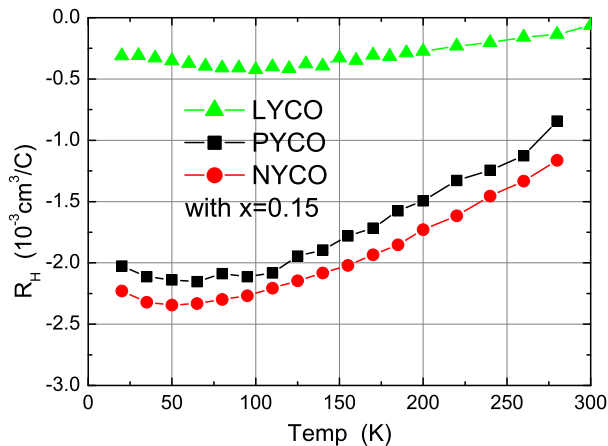


FIG. 9: Temperature dependence of Hall coefficients R_H of LYCO, PYCO and NYCO films with the same Y content, $x=0.15$.

CuO_2 planes and thereafter the more electron doping by oxygen vacancies are created during the reduction, as has been observed in many early experiments on the preparation of T'-214 cuprate ceramics [27, 34, 35].

To find out why PYCO and NYCO are not superconducting in contrast to LYCO, we measured their Hall coefficients from 280 K down to 20 K, as shown in Fig. 9. The R_H of superconducting LYCO films ($x=0.15$) is also plotted for comparison.

The Hall coefficients R_H of PYCO and NYCO films are both negative in the whole temperature range and decrease gradually upon lowering temperature with a slight

upturn below 50 K. The absolute value of R_H is much larger than that for LYCO films, indicating much less of effective carrier density, consistent with resistivity data. As pointed out in [26], the critical amount of electron doping necessary to induce a transition from antiferromagnetic insulator to superconductor is nearly fixed in cuprates. The low carrier density should be the main reason for the absence of superconductivity in NYCO and PYCO.

For comparison, the resistivity of PYCO and undoped PCO is shown in the insert of Fig. 8. The partial substitution of Y for Pr greatly reduces the resistivity, suggesting more oxygen vacancies induced by Y doping. Although at present there is no the quantitative theoretic calculation and direct experimental evidence about the oxygen deficiency, we think it a reasonable microscopic scenarios that the local distorted fluorite structure weaken the local binding of Ln-O and make the further loss of oxygen in fluorite layer. Therefore, Y doping leads to the additional oxygen deficiency, and the increase of the effective charge carriers, consequently.

IV. DISCUSSION

We have shown the T'-LYCO is in nature electron-doped, like other Ce-doped cuprate superconductors as NCCO and PCCO. The electron doping is considered to origin from oxygen deficiency.

Although the strain effect by the substrates may help to stabilize the T' structure to some degree, this kind of effect can be negligible because the films we used in measurements are much thicker than 1000 Å. In addition, two kinds of substrates, SrTiO_3 (STO) and $[(\text{LaAlO}_3)_{0.3}(\text{Sr}_2\text{AlTaO}_6)_{0.7}]$ (LSAT) are used and no apparent difference is found in the transport properties in our experiments. Since we are working with thin films, the composition inhomogeneity have also been ruled out.

The apical or interstitial oxygen problem, which is thought deleterious and even deadly to superconductivity, are also excluded in our discussion, because these films are annealed sufficiently in the vacuum where the oxygen partial pressure is far below the level in reducing single crystals or ceramics in flowing inert gas. The removal of apical oxygen is complete and actual stoichiometric ratio for oxygen should be less than 4.0, according to previous determination of the oxygen content in bulk after sufficient reduction [27].

Based on our present results and data from Tsukada et al [3, 4], we present a most likely and reasonable mechanism of the superconductive in T'-(La, RE) $_2\text{CuO}_4$. The electron doping origins from two different microscopic processes of oxygen deficiency, and each is indispensable to trigger superconductivity.

Firstly, the large average radius of cations at A-site should make the CuO_2 sheets in enough tensile, which become the internal driving force for the acceptance of electrons into CuO_2 sheets to release the stretch strain.

Driven by the internal stress, oxygen deficiency is produced in reduce process, mainly at the O(1) position in the CuO_2 planes because of the lower binding energy at the O(1) site than that at the O(2) site in La_2O_2 fluorite layers. The larger cations at A-site will introduce more oxygen vacancies which are responsible for more charge carriers and the suppression of the long-range antiferromagnetism.

People have found in previous experiments that there are more oxygen vacancies produced as the average ion radius of A-site increases in T'-214 systems during a constant reduction process [26, 34]. It also consistent with the results that the resistivity decreases gradually with increasing lanthanide ionic radius in annealed undoped Ln_2CuO_4 ($\text{Ln}=\text{Tb, Gd, Sm, Eu, La, Pr, Nd}$) as shown in Fig. 3 in Ref.[3].

Furthermore the difference from ion size effect also leads to different additional doping by oxygen deficiency, and modify the superconducting phase diagram as a function of Ce content x in known Ce-doped n-type cuprates films (as shown in Fig. 1 in Ref [3]). The shift of the highest T_c towards lower Ce concentrations is also observed as increasing the substitution of La to PCCO[33] or NCCO[34, 35] bulk systems. This evolution with average size of A-site cations is consistent with our above analysis.

Nevertheless, in undoped T'-214 cuprates the charge carriers induced only by in-plane vacancies are not enough to drive the CuO_2 into superconducting states. The additional oxygen deficiency in fluorite layers is needed. But in undoped Ln_2CuO_4 , the binding energy in Ln-O is always larger than that in in-plane Cu-O , so that O(2) can be too hard to be removed before the excess in-plane oxygen vacancies destabilize the T'-structure and lead to chemical decomposition of samples during the further reduction.

Secondly, the partial substitution of smaller Y^{3+} ions for La^{3+} leads to local strong distortion in the fluorite Ln_2O_2 layers. It will be apt to further produce oxygen vacancies during the reduction. The strong distortion in fluorite layers by Y substitution is thought to decrease the local binding energy to be overcome, and then creates additional oxygen vacancies in fluorite layers in reduction. It has been demonstrated in the comparison of doped and undoped PCO films.

Therefore the total oxygen deficiency, created in two ways proposed above, will be adequate to induce superconductivity in T'-LRCO. As proposed by Zhu and Manthiram [26], the transition from antiferromagnetic insulator to superconductor occurs at the critical amount of electron concentration, n_c , which is nearly fixed in n-type cuprates. Although the Madelung energy or charge transfer gap Δ decreases upon increasing ion radius at A-site, its effect on n_c is negligible.

Increasing Y doping will introduce more charge carriers. However, excess Y doping induces the decrease of the average size of Ln at A-site, which will hinder the oxygen depletion at O(1)-site. Furthermore, the disorder

induced by Y doping localizes the charge carriers. Therefore excess Y will kill the superconductivity in extreme case. The increasing resistivity and insulating upturn in the T'-LYCO films with high doping ($x=0.30$), are observed in our experiments.

Our analysis above also naturally explains other results of Tsukada and cooperators [3]. Superconductivity has been found in many "non-doped" T'-(La, RE) $_2\text{CuO}_4$ cuprates as $\text{RE}=\text{Sm, Eu, Gd, Tb, Lu, and Y}$, but neither Pr nor Nd. Pr and Nd are more adjacent to La in lanthanide series, the difference of ion radii is smaller than other lanthanide. It suggests that the local distortion caused by Pr or Nd substitution is not as remarkable as by Y etc. The fluorite structure remains almost intact during the usual annealing process. Oxygen vacancies mainly exist in CuO_2 network, and they can't afford necessary doping to trigger superconductivity unless there is extra charge induce by aliovalent Ce substitution in charge reservoir layers as in the $(\text{La, Nd, Ce})_2\text{CuO}_4$ systems [34].

Our present results provide a more comprehensive understanding of this new class of cuprates as well as the microscopic process of oxygen reduction which is indispensable to acquire superconductivity in electron-doped cuprates. Because of the metastability of La-based T'-214 structure, people can only obtain superconducting T'-LRCO in the form of thin films so far. Therefore, it is difficult and even impossible to determine directly the oxygen occupancy at O(1) and O(2) sites in films within present technologies such as conventional X-ray or neutron diffraction. Bulk T'- La_2CuO_4 [36] and even supercooling $\text{La}_{2-x}\text{Ce}_x\text{CuO}_4$ [37] have been synthesized in special precursor route. It indicates that the bulk synthesis of superconducting T'-LYCO seems to be possible. Such attempts is underway. Due to low sintering temperature, it will be very difficult to achieved the good crystallization and homogeneity in bulk. For the second processes of oxygen reduction we prepose above, other experimental methods such as Raman, infrared transmission and Extended x-ray absorption fine structure (EXAFS) x-ray absorption near edge structure (XANES) etc is expected to detect the distortion of the local atomic structure and thereafter its effect on oxygen depletion. Corresponding studies are expected in future study and are beyond our present research.

V. CONCLUSION

In summary, we systematically investigated the transport properties of newly discovered nominal "non-doped" $\text{La}_{2-x}\text{Y}_x\text{CuO}_4$ ($0.05 \leq x \leq 0.30$). Detailed studies on the resistivity and Hall coefficient of T'-LYCO films, strong anisotropic $H_{c2}^p(T)$ and its positive curvature, suggest the similarity to the known cation-doped electron-type cuprates superconductors as NCCO or PCCO. This kind of so-called "non-doped" superconductor is intrinsically electron-doped and the effect of oxygen content in-

icates that the charge carriers mainly arise from oxygen deficiency obtained during the reduction process. The fundamental picture [38] depicted since the discover of HTSC still holds at present. Further studies on the effect of the in-plane partial substitution of magnetic or non-magnetic impurities are in process.

Comparative experiments on non-superconducting Y-doped Pr- and Nd- based T'-214 films exhibit the crucial role of cation radius played in the oxygen depletion during the reduction. The cooperation of large-sized La^{3+} ions with smaller Y^{3+} enable the sufficient oxygen deficiency in T'-structure to induce superconductivity in T'-LYCO. We propose a reasonable scenario about the microscopic reduction process. The large La^{3+} ions at

A-site keep the CuO_2 in adequate tensile strain which enhances in-plane oxygen deficiency during reduction. And the appropriate local distortion induced by the substitution of small Y^{3+} in fluorite layers lowers the binding energy to be overcome in the oxygen depletion in fluorite layers. They are two indispensable keys to induce enough electron doping to trigger superconductivity in the nominally "undoped" cuprates.

The work is supported by the Nature Science Foundation of China and by the Ministry of Science and Technology of China (973 project No: 2006CB601001 and 2006CB0L1205), and by the Knowledge Innovation Project of Chinese Academy of Sciences.

-
- [1] J. G. Bednorz and K. A. Müller, Z. Phys. B **64**, 189 (1986)
 - [2] J. Orenstein and A. J. Millis, Science **288**, 468 (2000)
 - [3] A. Tsukada, Y. Krockenberger, M. Noda, H. Yamamoto, D. Manske, L. Alff, and M. Naito, Solid State Commun. **133** 427 (2005)
 - [4] M. Noda, A. Tsukada, H. Yamamoto, and M. Naito, Physica C **426-431** 220 (2005)
 - [5] A. Tsukada, M. Noda, H. Yamamoto, and M. Naito, Physica C **426-431** 459 (2005)
 - [6] Y. Idemoto, T. Miyabe, and N. Koura, J. Ceram. Soc. Jpn. **114**, 359 (2006)
 - [7] W. Yu, B. Liang, P. Li, S. Fujino, T. Murakami, I. Takeuchi, and R. L. Greene, cond-mat/0610889
 - [8] L. Zhao, G. Wu, R. H. Liu and X. H. Chen, accepted by Appl. Phys. Lett.
 - [9] A. Manthiram and J. B. Goodenough, J. Solid State Chem. **87**, 402 (1990)
 - [10] A. Manthiram and J. B. Goodenough, J. Solid State Chem. **92**, 231 (1991)
 - [11] A. Tsukada, T. Greibe and M. Naito, Phys. Rev. B **66**, 184515 (2002)
 - [12] Wu Jiang et al, Phys. Rev. Lett. **73**, 1291 (1994)
 - [13] C. H. Wang, G. Y. Wang, T. Wu, Z. Feng, X. G. Luo and X. H. Chen, Phys. Rev. B, **72**, 132506 (2005)
 - [14] A. Sawa, M. Kawasaki, H. Takagi and Y. Tokura, Phys. Rev. B **66**, 014531 (2002)
 - [15] M. A. Crusellas, J. Fontcuberta, S. Pinol, T. Grenet and J. Beille, Physica C **180**, 313 (1991)
 - [16] M. Brinkmann, H. Bach, and K. Westerholt, Phys. Rev. B **54**, 6680 (1996)
 - [17] S.J. Hagen, J.L. Peng, and R.L. Greene, et al, Phys. Rev. B **43**, 13606(1991)
 - [18] C.C. Tsuei, A. Gupta and G. Koren, Physica C **161**, 415 (1989)
 - [19] P. Fournier, P. Mohanty, E. Maiser, S. Darzens, T. Venkatesan, C.J. Lobb, G. Czjzek, R.A. Webb, and R.L. Greene, Phys. Rev. Lett. **81**, 4720 (1998)
 - [20] T. Sekitani, M. Naito, and N. Miura, Phys. Rev. B **67**, 174503 (2003)
 - [21] P. Fournier, and R.L. Greene, Phys. Rev. B **68**, 094507 (2003)
 - [22] S. Kleefisch, B. Welter, A. Marx, L. Alff, R. Gross and M. Naito, Phys. Rev. B **63**, 100507(2001)
 - [23] N.R. Werthamer, E. Helfand, and O.C. Hohenberg, Phys. Rev. **147**, 295 (1966)
 - [24] Y.Y. Wang, L. Li, and N. P. Ong, Phys. Rev. B **73**, 024510 (2006)
 - [25] Y.Y. Wang, "Nernst effect in high temperature superconductors", PhD thesis (2004)
 - [26] Y. T. Zhu and A. Manthiram, Phys. Rev. B **49**, 6293 (1994)
 - [27] Y. T. Zhu and A. Manthiram, Physica C **224**, 256(1994)
 - [28] M.G. Smith, A. Manthiram, J. Zhou, J.B. Goodenough, J.T. Markert, Nature, **351**, 549 - 551 (1991)
 - [29] J.A. Kerr, in: R.C. Weast (Ed.), CRC Handbook of Chemistry and Physics, 66th ed., CRC Press Inc., Florida, 1985, p. F174.
 - [30] P. Richard, G. Riou, I. Hetel, S. Jandl, M. Poirier, and P. Fournier, Phys. Rev. B **70**, 064513 (2004)
 - [31] P. Richard, M. Poirier, S. Jandl and P. Fournier, Phys. Rev. B **72**, 184514 (2005)
 - [32] G. Riou, P. Richard, S. Jandl, M. Poirier, and P. Fournier, Phys. Rev. B **69**, 024511 (2004)
 - [33] Y. Koike, A. Kakimoto, M. Mochida, H. Sato, T. Noji, M. Kato and Y. Saito, Jpn. J. Appl. Phys, **31**, 2721(1992)
 - [34] Y.K. Tao, M. Bonvalot, Y.Y. Sun, R.L. Meng, P.H. Hor, and C.W. Chu, Physica C **165**, 13 (1990)
 - [35] E. Takayama-Muromachia, Y. Uchida and K. Kato Physica C **165**, 147-151 (1990)
 - [36] F. C. Chou, J. H. Cho, L. L. Miller, and D. C. Johnston, Phys. Rev. B **42**, 6172 (1990)
 - [37] T. Yamada, K. Kinoshita, and H. Shibata, Jpn. J. Appl. Phys., Part2 **33**, L168 (1994)
 - [38] P. W. Anderson, Science **235**, 1196 (1987)