

# Dynamics of one-dimensional Bose liquids: Andreev-like reflection at Y-junctions and absence of the Aharonov-Bohm effect

Akiyuki Tokuno<sup>1,2</sup>, Masaki Oshikawa<sup>1</sup>, Eugene Demler<sup>3</sup>

<sup>1</sup>*Institute for Solid State Physics, University of Tokyo, Kashiwa 227-8581 Japan*

<sup>2</sup>*Department of Physics, Tokyo Institute of Technology, Oh-okayama, Meguro-ku, Tokyo 152-8551 Japan*

<sup>3</sup>*Department of Physics, Harvard University, MA 02138*

(Dated: May 26, 2019)

We study one dimensional Bose liquids of interacting ultracold atoms in the Y-shaped potential when each branch is filled with atoms. We find that the excitation packet incident on a single Y-junction should experience a negative density reflection analogous to the Andreev reflection at normal-superconductor interfaces, although the present system does not contain fermions. In a ring interferometer type configuration, we find that the transport is completely insensitive to the (effective) flux contained in the ring, in contrast to the Aharonov-Bohm effect of a single particle in the same geometry.

Recently, guiding of atoms in low-dimensionally magnetic traps has been actively studied [1, 2, 3, 4, 5, 6]. Such systems provide an ideal opportunity to study coherent quantum dynamics of interacting many-body systems. While the theory of one-dimensionally trapped atoms in equilibrium has been vigorously studied [7, 8, 9, 10], most questions related to coherent dynamics and nonequilibrium phenomena remain unexplored. In this Letter we analyze a simple yet nontrivial example of the real-time dynamics of Bose-Einstein condensates (BEC) in the Y-shaped potentials (beam-splitters), and in the related “ring interferometer” type geometry.

We consider the situation where each one-dimensional branch of the Y-shaped potential is long enough and *filled with interacting bosonic atoms*. Each branch contains a one-dimensional Bose liquid, which we describe using the Tomonaga-Luttinger (TL) effective low energy theory [11]. The whole system in the Y-shaped potential may then be regarded as three TL liquids connected at a junction, as in Fig. 1. While there are parallels with the corresponding electron problem [12, 13], as we will show in the following, a quite different generic behavior is expected in the Bose liquid. Moreover, in the present case, instead of the conductance, the real-time dynamics could be directly observed in experiments.

We have two main results in this Letter. The first important result is the prediction of the negative density reflection at a junction (Fig. 2). In the discussion of Y junctions for systems of interacting electrons, such negative reflection has been called Andreev-type using analogy to well known properties of metal-superconductor interfaces. A simple physical picture of the negative reflection at the BEC Y-junction can be understood using analogy with electromagnetic transmission line three way junction. For an ideal three way junction, there should be no voltage difference between the connected ends of the three lines, and there is conservation of the total charge in a pulse. These two conditions imply that when the amplitude of an incident signal is one, signals transmitted into the other two lines will have amplitudes of  $2/3$

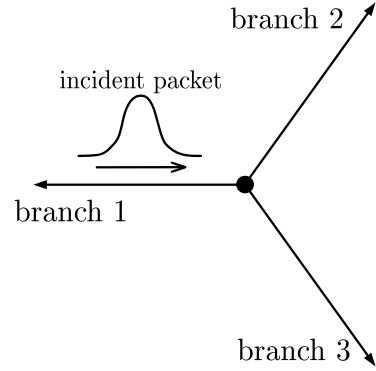


FIG. 1: Schematic diagram of the Bose liquid filled in the Y-shaped potential. We describe the system as the three semi-infinite one-dimensional systems. Here, we consider a packet of extra density of atoms moving to the arrow direction.

and the reflected signal will have the amplitude of  $-1/3$ . As we discuss below the same phenomenon should appear in a BEC Y-junction. We point out that the negative reflection arises from the collective behavior of an interacting system of atoms and is a manifestation of the many-body ground state. The reflection coefficient has a universal value of  $-1/3$  regardless of the strength of atomic interactions. However, as the interaction scale is reduced, observation of the negative reflection becomes limited to smaller values of the pulse intensity.

The other is the absence of the Aharonov-Bohm (AB) effect in the ring type interferometer, which consists of two Y-shaped junctions as in Fig. 3. As a typical example of the AB effect, a single particle injected from one lead to the ring does not transmit to the other lead when the (effective) “magnetic flux” inside the ring is the half unit flux quantum. However, we find that the transport between the leads in our system is completely insensitive to the magnetic flux. This also reflects the collective nature of the transport in the Bose liquid, rather than single-particle physics.

We start from the following one-dimensional Hamiltonian [14] with the low-energy scattering characterized by the s-wave scattering:

$$\mathcal{H}_0 = \sum_{j=1}^3 \int dx \left[ \frac{1}{2m} \partial_x \psi_j^\dagger(x) \partial_x \psi_j(x) + \frac{U}{2} \rho_j(x) \rho_j(x) \right], \quad (1)$$

where  $\psi_j(x)$ ,  $\rho_j(x) \equiv \psi_j^\dagger(x) \psi_j(x)$  are, respectively, the annihilation and the density operator of the boson with the mass  $m$ , on the  $j$ -th branch. ( $j = 1, 2, 3$ .) The effective interaction strength  $U$  is expressed by the s-wave scattering length. In this study, we assume  $U > 0$ . We take  $x > 0$ , so the physics at the junction is represented by the boundary condition at  $x = 0$ .

Any boundary condition should satisfy the total current conservation

$$J_1(x=0) + J_2(x=0) + J_3(x=0) = 0 \quad (2)$$

where  $J_j(x)$  is the current operator of the Bose liquid in the  $j$ -th branch. The simplest possible boundary condition corresponds to an infinitely strong barrier at the junction, which prohibits any particle to be transmitted through the junction. It would give  $J_j(x=0) = 0$  for  $j = 1, 2, 3$ . Naturally, this satisfies the current conservation (2).

In practice, there would be a finite tunneling amplitude  $\Gamma$  between the different branches. The effect of the tunneling can be included by adding the perturbation

$$\mathcal{H}_B = - \sum_{j=1}^3 \left[ \Gamma \psi_j^\dagger(x=0) \psi_{j-1}(x=0) + \text{h.c.} \right], \quad (3)$$

at the boundary. We are interested in the low-energy behavior of the junction in the presence of the tunneling.

In order to study the low-energy physics, it is convenient to use the “bosonization” technique [11]. In terms of the TL boson field  $\theta_j(x)$  and its dual  $\varphi_j(x)$ , the Bose atom annihilation operator and density operator on the  $j$ -th branch are, respectively, represented as  $\psi_j^\dagger(x) \sim [\rho^{(0)} + \partial_x \theta_j(x)/\pi]^{1/2} e^{-i\varphi_j(x)}$ ,  $\rho_j(x) \sim \rho^{(0)} + \partial_x \theta_j(x)/\pi$ , where we have retained only the leading terms.  $\rho^{(0)}$  represents the expectation value of the atom density in the ground state. The low-energy effective Hamiltonian for equation (1) is given by

$$\mathcal{H}_0 = \sum_{j=1}^3 \frac{v}{2\pi} \int_0^L dx \left\{ g(\partial_x \varphi_j(x))^2 + \frac{1}{g}(\partial_x \theta_j(x))^2 \right\}. \quad (4)$$

The fields  $\theta$ ,  $\varphi$  satisfy the commutation relation  $[\theta(x), \varphi(y)] = i\pi H(x-y)$ , where  $H(x-y)$  is the Heaviside step function.  $v$  is the velocity of the collective modes, and  $g$  is the so-called TL parameter, in which the strength of the interaction between the Bose atoms is essentially contained.

The TL parameter, for the interacting fermions i.e. electrons, usually satisfies  $g < 1$  due to the Coulomb repulsion. However,  $g > 1$  occurs rather naturally in a Bose liquid with a short-range repulsive interaction. For example, the Bose liquids with a  $\delta$ -function interaction [15] is exactly solvable with the Bethe-ansatz method, and the TL parameter  $g$  can be determined from the exact solution. It turns out that  $g$  is always larger than 1 for this model, interpolating between  $g = \infty$  in the non-interacting limit and  $g = 1$  in the strongly interacting (or dilute) “Tonks gas” limit. [8, 9, 10] While  $g$  can also be less than 1 with other types of the interaction [16],  $g > 1$  would be rather generic for the interacting Bose liquid.

In terms of the bosonization, the “disconnected” limit  $\psi_j(0) = 0$  corresponds to the Dirichlet boundary condition  $\partial_t \theta_j(0) = 0$  for  $j = 1, 2, 3$ . It is equivalent to the Neumann boundary condition on  $\varphi_j$ . The tunneling perturbation (3) is bosonized as  $\mathcal{H}_B \sim \Gamma e^{-i(\varphi_j(0) - \varphi_{j-1}(0))}$ , where only the most relevant term is retained. The scaling dimension of this perturbation is given by  $1/g$ , and thus it is relevant when  $g > 1$ . Namely, if  $g > 1$ , the effective tunneling amplitude grows as the energy scale such as the temperature is lowered.

In general, how the system eventually behaves in the low-energy limit is a nontrivial question. However, we can make a simple ansatz that the tunneling strength  $\Gamma$  grows to infinity. If this is the case, the  $\varphi$  fields should be pinned as  $\varphi_1(t, 0) = \varphi_2(t, 0) = \varphi_3(t, 0)$ , because the tunneling term acts as an infinitely strong potential on  $\varphi$  at the junction. This also implies  $\partial_t \varphi_1 = \partial_t \varphi_2 = \partial_t \varphi_3$ . Translating it into the boundary conditions on  $\theta_j$ , we find

$$\sum_{j=1}^3 \partial_t \theta_j(t, x=0) = 0, \quad (5)$$

$$\partial_x \theta_i(t, x=0) = \partial_x \theta_j(t, x=0) \quad (i, j = 1, 2, 3), \quad (6)$$

where the first line comes from the current conservation (2). The second line indicates that the boson density is continuous at the junction, reflecting that the junction is at the strong coupling limit.

Using the boundary conformal field theory techniques, we can see that all the possible perturbations to the above boundary condition are irrelevant if  $g > 3/4$  [12, 13] in the case of Bose liquid. This guarantees the stability of the corresponding “strong coupling” fixed point, and justifies the ansatz that  $\Gamma$  grows to infinity in the low-energy limit when  $g \geq 1$ .

Now we discuss the dynamics of the system with the stable, strongly coupled boundary condition. Let us suppose that the density of the Bose liquid is altered locally from the equilibrium. The variation of the density propagates in the system, and eventually would be transmitted to other branches.

We start from the Heisenberg equation of motion for the TL boson field  $\theta_j$  and dual field  $\varphi_j$  ( $j = 1, 2, 3$ ):

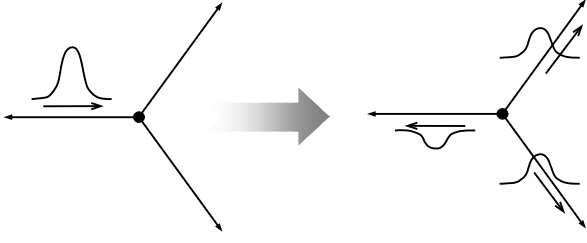


FIG. 2: Reflection and the transmission of the injected current. The left panel describes the initial situation, and the right panel shows the situation after the reflection and the transmission.

$\partial_t \theta_j(t, x) = -vg \partial_x \varphi_j(t, x)$ ,  $\partial_t \varphi_j(t, x) = -\frac{v}{g} \partial_x \theta_j(t, x)$ . Let us focus on the expectation values of the density and current. Instead of operators  $\theta_j$  and  $\varphi_j$ , we then just need to determine the expectation values  $\langle \theta_j \rangle$  and  $\langle \varphi_j \rangle$ , which obey the simple one-dimensional *classical wave equation*. The initial conditions are given as the expectation values of current and density at  $t = 0$ .

For simplicity, we consider the situation where a left-moving packet is injected from one side (branch 1). Since the left movers go towards the boundary ( $x = 0$ ), and the right movers go away from the boundary, the initial conditions may be given as  $\langle \rho_j^L(t = 0, x) \rangle = \rho^{(0)} + \mathcal{D}_0(x) \delta_{1,j}$ ,  $\langle \rho_j^R(t = 0, x) \rangle = \rho^{(0)}$ , where  $\mathcal{D}_0 \equiv \partial_x \langle \theta_1^L(t = 0, x) \rangle / \pi$  is the scalar which gives the initial condition on the expectation value of the densities. Solving the classical wave equation with the initial conditions, we obtain:

$$\langle \rho_1(t, x) \rangle = \rho^{(0)} + \mathcal{D}_0(\eta^+) - \frac{1}{3} \mathcal{D}_0(\eta^-) H(\eta^-), \quad (7)$$

$$\langle \rho_{2,3}(t, x) \rangle = \rho^{(0)} + \frac{2}{3} \mathcal{D}_0(\eta^-) H(\eta^-), \quad (8)$$

where  $\eta^\pm \equiv vt \pm x$ . The second term in the rhs of the equation (7) represents the incident packet density, and the third term implies the (negative) reflection at the boundary. Namely, if a bump in the density moves through the branch 1 to the junction, a dip in the density is reflected back. (see Fig.2)

Eq. (8) shows the transmission density from the branch 1. Defining the transmission tensor as the ratio of the incident current and transmission currents, the transmission tensor from the branch 1 to the branch 2 (branch 3),  $T_{2,1}$  ( $T_{3,1}$ ), are obtained as  $T_{2,1} = T_{3,1} = \frac{2}{3}$ . This means that the sum of the densities transmitted to branches 2 and 3 is greater than the incident density from the branch 1. The current conservation law is satisfied with the “negative reflection” current in the branch 1, which appears as the second term in equation (7). The time evolution of the density (7)–(8), including the remarkable negative reflection, could be observed in experiments, with present techniques on atomic BEC.

The enhancement of the conductance was discussed for the Y-junction of one-dimensional electron systems,

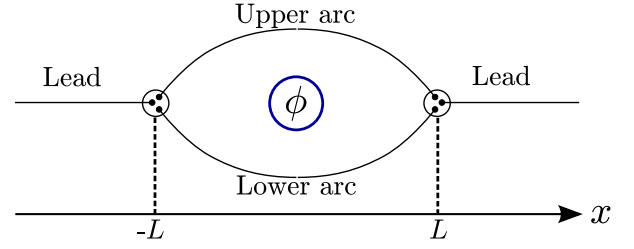


FIG. 3: The schematic figure of the ring interferometer made of two Y junctions, with left and right leads, where  $\phi$  is an effective “magnetic” flux enclosed by the ring.

at the Dirichlet fixed point. [12, 13] In this context, the “negative reflection” results in an enhancement of the conductance by the factor of  $4/3$ . Namely, the conductance calculated from Kubo formula is  $4g/3$ , compared to  $g$  of the simple one-dimensional gas. It was argued as a consequence of Andreev reflection similar to that in a superconductor-normal interface.

What is surprising here is that the Andreev-like negative reflection is also found for the boson systems. The system of bosons is usually not related to Cooper pair formation, which is the underlying mechanism of the Andreev reflection. As mentioned in the beginning of this Letter, the present phenomenon is rather closely related to the negative reflection of voltage in the Y-junction of transmission lines, which is governed by the same equation.

Let us extend our analysis to a “ring interferometer” type configuration, which consists of two Y-junctions. (see Fig.3) We take the TL boson fields on the upper and lower arc in the ring to  $\theta_u$ ,  $\theta_l$ , respectively. Then the symmetric combination  $\theta_s = \theta_u + \theta_l$  is coupled with the right and left leads, while anti-symmetric combination  $\theta_a = \theta_u - \theta_l$  is decoupled. Here, the propagation of the atoms in the ring are symmetric so that anti-symmetric combination does not affect the propagation. As a result, we can obtain the inhomogeneous TL liquid as the effective model of the double Y junction systems, where the TL parameter on the left and right lead is  $g$ , and that of the symmetric combination  $\theta_s$  is  $2g$ . Following Ref. [17], we can investigate the transmission and the reflection at the junctions. The solution of the equation of motion naturally gives the contribution of multiple reflections. For example, if the incident right-moving packet is injected at  $y$  on the left lead at time  $t = 0$ , the induced density at  $x$  on the right lead is

$$\sum_{n=0}^{\infty} \frac{8}{3^{2(n+1)}} \delta(t - t_x - t_y - (2n+1)T), \quad (9)$$

where  $t_x$  ( $t_y$ ) is the travelling time for the packet from the point  $x$  ( $y$ ) to the nearest junction, and  $T$  is the period in which the packet moves between the two junctions.  $n$ -th term in the sum corresponds to the wave packet reflected

$2n$  times at the junctions. Interestingly, the effect of normal and Andreev-type reflections cancel out, so that the total transmission approaches 1 as  $t \rightarrow \infty$ . This is in accordance with the conductance non-renormalization in a TL liquid [18] discussed for electron systems. On the other hand, in the present problem of the Bose liquid, real-time observations could resolve each reflection.

Now let us consider the effect of a “magnetic flux”  $\phi$  inside the ring. The present geometry is a typical setting to observe the AB effect. Several possible approaches for introducing gauge fields and AB type phase factors for neutral atoms have already been discussed in the literature [19]. A common ingredient of many methods is that of the Berry’s phase arising from the orbital motion of atoms [20]. If we consider the transport of a single charged particle in the same geometry, the transmission probability from the left lead to the right vanishes when  $\phi$  is the half unit flux quantum. This is because of the cancellation between the probability amplitudes coming from the two paths.

We find that, however, in our problem of *filled* one-dimensional BEC, the transport between the leads is completely insensitive to  $\phi$ , in the low-energy, TL liquid limit. Namely, the AB effect is absent. This rather surprising conclusion follows quite naturally from the present formulation, as follows. With a gauge transformation, the effect of the flux can be described by the boundary conditions  $\varphi_u(-L) = \varphi_l(-L)$  at the left junction and  $\varphi_u(L) = \varphi_l(L) + \phi$  at the right one. They determine the boundary values of the antisymmetric combination as  $\varphi_a(-L) = 0$  and  $\varphi_a(L) = \phi$ . However, the symmetric combination  $\varphi_s$  is not affected at all by the flux  $\phi$ . As it is only the symmetric combination  $\varphi_s$  that couples with the leads, the flux  $\phi$  has no effect on the transmission between the leads. The only effect of the flux  $\phi$  is, through the change of the boundary conditions for  $\varphi_a$ , to induce the persistent current circulating the ring, as it happens in a ring without leads. The current on the ring is just a superposition of the symmetric flow between the two leads described by  $\varphi_s$  and the persistent current described by  $\varphi_a$ . Only the latter depends on the flux  $\phi$ .

As a final remark, we comment on the system with fermions instead of bosons, in the same geometry. The AB effect must be present, at least when the fermions are non-interacting. As the non-interacting fermions in one dimension corresponds to the TL liquid with  $g = 1$ , our result might appear in contradiction. However, there is actually no contradiction, because our analysis applies only to the “strongly coupled” boundary condition (6). In the system of non-interacting electrons, the junction is described by a different boundary condition. The “strongly coupled” boundary condition is expected to be stable even in a fermionic system, when the interaction is sufficiently attractive ( $g > 9$ ) [13]. For such a system, the AB effect should be absent as well.

The authors would like to thank I. Affleck, C. Chamon and C. -Y. Hou for useful discussion on related problems, and S. Furukawa for a valuable comment on the absence of the AB effect. This work was supported in part by a Grant-in-Aid for JSPS fellows for Young Scientists and 21st Century COE program at Tokyo Institute of Technology ‘Nanometer-Scale Quantum Physics’ from MEXT of Japan, the NSF grant No. DMR-0132874, AFOSR, and the Harvard-MIT CUA.

- 
- [1] J. H. Thywissen, M. Olshanii, G. Zabow, M. Drndić, K. S. Johnson, R. M. Westervelt and M. Prentiss, *Eur. Phys. J. D*, **7**, 361 (1999).
  - [2] R. Folman, P. Krüger, D. Cassettari, B. Hessmo, T. Maier and J. Schmiedmayer, *Phys. Rev. Lett.* **84**, 4749 (2000).
  - [3] D. Cassettari, B. Hessmo, R. Folman, T. Maier and J. Schmiedmayer, *Phys. Rev. Lett.* **85**, 5483 (2000).
  - [4] O. Houde, D. Kadio and L. Pruvost, *Phys. Rev. Lett.* **85**, 5543 (2000).
  - [5] E. Andersson, T. Calarco, R. Folman, M. Andersson, B. Hessmo and J. Schmiedmayer, *Phys. Rev. Lett.* **88**, 100401 (2002).
  - [6] L. Feenstra, L. M. Andersson and J. Schmiedmayer, *Fundamental Physics and Applications of Cold Atoms in Space*. European Space Agency Special Publications SP-491 (2003); cond-mat/0302059.
  - [7] D. Sen, *J. Phys. A: Math. Gen.* **36**, 7517 (2003).
  - [8] M. A. Cazalilla, *J. Phys. B: At. Mol. Opt. Phys.* **37**, S1 (2004).
  - [9] M. A. Cazalilla, *Europhys. Lett.* **59**, 793 (2002).
  - [10] M. T. Batchelor, X. W. Guan, N. Oelkers and C. Lee, *J. Phys. A: Math. Gen.* **38**, 7787 (2005).
  - [11] F. D. M. Haldane, *Phys. Rev. Lett.* **47**, 1840 (1981); *Phys. Rev. Lett.* **48**, 569 (1982).
  - [12] C. Nayak, M. P. A. Fisher, A. W. W. Ludwig and H. H. Lin, *Phys. Rev. B* **59**, 15694 (1999).
  - [13] C. Chamon, M. Oshikawa and I. Affleck, *Phys. Rev. Lett.* **91**, 206403 (2003); M. Oshikawa, C. Chamon and I. Affleck, *J. Stat. Mech.* P02008 (2006).
  - [14] M. Olshanii, *Phys. Rev. Lett.* **81**, 938 (1998).
  - [15] E. H. Lieb and W. Liniger, *Phys. Rev.* **130**, 1605 (1963); *E. H. Lieb, Phys. Rev.* **130**, 1616 (1963).
  - [16] I. Affleck, W. Hofstadter, D. R. Nelson and U. Schollwöck, *J. Stat. Mech.* P10003 (2004).
  - [17] I. Safi and H. J. Schulz, “Correlated Fermions and Transport in Mesoscopic Systems”, edited by T. Martin, G. Montambaux and J. Tran Thanh Van. Editions Frontières, Gif-sur-Yvette (1996); cond-mat/9711082.
  - [18] D. L. Maslov and M. Stone, *Phys. Rev. B* **52**, R5539 (1995); I. Safi and H. J. Schulz, *Phys. Rev. B* **52**, R17040 (1995); A. Kawabata, *J. Phys. Soc. Jpn.* **65**, 30 (1996); A. Shimizu, *J. Phys. Soc. Jpn.* **65**, 1162 (1996); *J. Phys. Soc. Jpn.* **65**, 3096 (1996).
  - [19] S. -L. Zhu, H. Fu, C. -J. Wu, S. -C. Zhang and L. -M. Duan, *Phys. Rev. Lett.* **97**, 240401 (2006), and see the references therein.
  - [20] G. Juzeliūnas, P. Öhberg, J. Ruseckas and A. Klein, *Phys. Rev. A* **71**, 053614 (2005)