

Topology and Dynamics of Attractor Neural Networks: The Role of Loopiness

Pan Zhang and Yong Chen*

Institute of Theoretical Physics, Lanzhou University, Lanzhou 730000, China

(Dated: April 5, 2019)

We propose a new signal-to-noise analysis to study transient dynamics of sequence processing neural networks on the structured network topology. Recursive equations were derived to describe overlap parameter of neural networks, and they are presented as functions of new network parameters - loopiness coefficients, which we defined to describe how loopy the network is. Big loopiness coefficient means big probability of finding loops in the network, it increases correlations of network states in different times, and eventually cause bad performance of neural networks. We apply our theory to various network topology include fully connected network, random network, regular network and SW small-world network and at last, we compare our theoretical result to extensive numerical simulations and some existing results. Relationship between our theory and Hopfield model is also discussed.

PACS numbers: 87.18.Sn, 84.35.-i 89.75.Fb, 02.50.-r

Starting from pioneering works of modelling complex networks[1][2], research area related with complex networks have been growing very fast. In parallel to the studies of structural properties of complex networks, there have also been growing interest in dynamic systems defined on networks. For example, Synchronization and collective dynamics[3][4][5], epidemic spreading[6], cascading failures[7], opinion formation [8] as well as various strategic games [9], and some physical model like Ising model[10].

Neural assemblies (i.e. local networks of neurons transiently linked by selective interactions) are considered to be largely distributed and linked to form a Web-like structure of the brain. Many researches suggests that neural connectivity is far complex than random graph, network of *c.elegans* and cat's cortical neural were reported to be small-world and scale-free[1][11]. The most important question that is addressed is how the structure of the neural wiring is related to brain functions. Motivated by this question, Hopfield model[12] put on the structure of complex networks has received a lot of attention, focus on how the topology, the degree distribution and clustering coefficient of a network topology affects the computational performance of the Hopfield model. With same average connections, random network topology was reported to be more efficient for storage and retrieval of patterns than small-world network and regular network[22]. And Torres et al [23] reported that the capacity to storage is higher for neural network with scale-free topology than for highly random diluted Hopfield networks with the same number of synapses. Kim[24] used a Monte-Carlo method to lower clustering coefficient of topology smoothly with the degree of each neuron kept unchanged, and found that the networks with the lower clustering exhibit much better performance.

It is well known that, equilibrium properties of fully-connected Hopfield neural network has been well studied using spin-glass theory, especially the replica method [14] [15][16]. And dynamics of fully-connected Hopfield model both storing static patterns and sequence patterns were studied using generating functional approaches[18][19]. As simple relaxation of biological unrealistical fully-connected model, extreme diluted model has also been studied[20][21]. But, in case of complex network topology, there is no theoretical result of either dynamics or statics yet due to complexity of collecting topological characteristics and lack of Hamiltonian. In this letter, we use signal-to-noise analysis to study transient dynamics of sequence processing model with effect of topology. The reason we use sequence processing model is on consideration of mathematical convenience, we also discussed relationship between our result and Hopfield model in the last of this letter.

We know that topology's effect to neural networks mainly come from loops of topology[25]. If there's no loops in topology, for example, in extremely diluted case, local caley-tree structure holds, and each spin in different time steps is uncorrelated, so dynamics is easy to solve[20]. If loops exist, they may generate correlations and feedbacks in network and complicate dynamics. In order to quantitatively present how loops cause correlations and effect neural networks, we define a new parameter loopiness coefficient to present probability of finding loops in each length instead of line. For example, see Fig.1. In the left triangle, spin j is connected to spin i , and spin k is connected to j . If connection between i and k exists, after 2 time steps, state of spin k in time 1 and time 0 will influence spin i together to generate correlations. So we call the probability whether k is connected to i first order loopiness coefficient L_1 . In the middle of Fig.1, correlations will be generated after 3 time steps, and we call probability whether l is connected to i second order loopiness coefficient L_2 . Then, n th order loopiness coefficient L_n describe the probability that lines

*Corresponding author. Email address: ychen@lzu.edu.cn

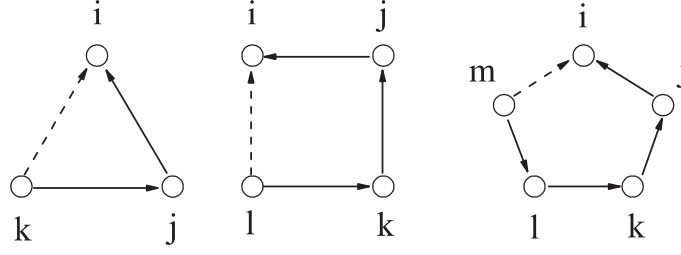


FIG. 1: In left triangle, when j is connected to i , k is connected to j , probability of connectivity between k and i is first order loopiness coefficient L_1 . In quadrangle, probability of connectivity between l and i is second order loopiness coefficient L_2 . In pentagon, probability of connectivity between m and i is third order loopiness coefficient L_3 .

of length $n + 1$ to form a circle of length $n + 2$. This parameter characterizes how loopy the network is. With this measure of loopiness of topology, we proposed a signal-to-noise analysis to treat neural network dynamics and obtain order-parameter equations of network that can be expressed as function of loopiness coefficient.

Let us consider a sequence processing model that consists of N spins or neurons. We consider the case of $N \rightarrow \infty$. The state of the spins takes $S_i(t) = \pm 1$ and updates the state synchronously with the following probability:

$$\text{Prob}[S_i(t+1) | h_i(t)] = \frac{1}{2} [1 + S_i(t+1) \tanh \beta h_i(t)], \quad (1)$$

where β is the inverse temperature and $h_i(t) = \frac{1}{N} \sum_{j=1}^N J_{ij} S_j(t)$, where we use $g(\cdot)$ to express transfer function, $S_i(t+1) = g(h_i(t))$.

we store αN random patterns $\xi^\mu = (\xi_1^\mu, \dots, \xi_N^\mu)$ in network, where α is called the loading ratio. Interaction matrix J_{ij} is chosen to retrieve the patterns as $\xi_1 \rightarrow \xi^2 \rightarrow \dots \rightarrow \xi^p \rightarrow \xi^1$ sequentially. For instance, it is given by [13], $J_{ij} = \frac{c_{ij}}{c} \sum_{\mu=1}^p \xi_i^{\mu+1} \xi_j^\mu$, with $\xi^{(p+1)} = \xi^1$. where c_{ij} is the adjacency matrix ($c_{ij} = 1$ if j is connected to i , $c_{ij} = 0$ otherwise). The degree of spin i is $k_i = \sum_{j \in T_i} c_{ij}$, where T_i means all spins j that connected to i . In this report, we consider the situation that degree of each spin is nearly equal to the average degree, $k_i \approx \bar{k} = Nc$. This property holds for random graph, small world network, and regular lattice.

Let us consider the case to retrieve ξ^q . We use $m^q(t) = \frac{1}{N} \xi_i^q S_i(t)$ as the overlap between $s(t)$ and condensed pattern ξ^q .

Then local field can be represented by:

$$h_i(t) = \frac{1}{Nc} \sum_{j \in T_i} \xi_i^{q+1} \xi_j^q S_j(t) + Z_i(t). \quad (2)$$

where the first term is signal term to retrieval and $Z_i(t)$ is crosstalk noise from uncondensed patterns.

$$Z_i(t) = \frac{1}{Nc} \sum_{\mu \neq q} \sum_{j \in T_i} \xi_i^{q+1} \xi_j^\mu S_j(t). \quad (3)$$

Spin state of next time can be presented by local field and transfer function

$$S_j(t) = g \left(\frac{1}{Nc} \sum_{k \in T_j} \xi_j^q \xi_k^{q-1} S_k(t-1) + \frac{1}{Nc} \sum_{\nu \neq q-1} \sum_{k \in T_j} \xi_j^\nu \xi_k^\nu S_k(t-1) \right) \quad (4)$$

expand $S_j(t)$ into first order and we obtain

$$S_j(t) = \hat{S}_j^\mu(t) + \frac{1}{Nc} \left. \frac{\partial g}{\partial h} \right|_{h_j(t-1)} \sum_{k \in T_j} \xi_k^{\mu-1} S_k(t-1) + \mathcal{O}(N^{-1}) \quad (5)$$

where

$$\hat{S}_j^\mu(t) = g \left(h_j(t) - \frac{1}{N_c} \sum_{k \in T_j} \xi_j^\mu \xi_k^{\mu-1} S_k(t-1) \right) \quad (6)$$

we can find that, here, $\hat{S}_j^\mu(t)$ is independent of ξ_j^μ . then crosstalk noise can be presented by:

$$Z_i(t) = \sum_{\mu \neq q} \frac{1}{N_c} \sum_{j \in T_i} \xi_i^{\mu+1} \xi_j^\mu \hat{S}_j^\mu(t) + U(t-1) \frac{1}{N_c} \sum_{j \in T_i} \frac{1}{N_c} \sum_{\mu \neq q} \sum_{k \in T_j} \xi_i^{\mu+1} \xi_k^{\mu-1} S_k(t-1) \quad (7)$$

with $U(t-1) = \left\langle\left\langle \left\langle \frac{\partial q}{\partial h} \Big|_{h(t-1)} \right\rangle_{\mathbf{h}} \right\rangle_{\mathbf{h}} \right\rangle$. where the average denoted by $\langle \cdot \rangle_{\mathbf{h}}$ is over the distribution of the local field and where $\langle\langle \cdot \rangle\rangle$ denotes the average over the initial conditions and the condensed pattern.

Using Central Limit Theorem, first term of eq.(7) converged to $\mathcal{N}(0, \alpha/c)$. Since $\xi_i^{\mu+1} \xi_k^{\mu-1} S_k(t-1)$ is not independent, we can't apply Central Limit Theorem directly into second term of eq.(7), we have to expand $Z_i(t)$ into time $t-2$

$$\begin{aligned} Z_i(t) = & \mathcal{N}(0, \alpha/c) + U(t-1) \frac{1}{N_c} \sum_{j \in T_i} \frac{1}{N_c} \sum_{\mu \neq q} \sum_{k \in T_j} \xi_i^{\mu+1} \xi_k^{\mu-1} \hat{S}_k^{\mu-1}(t-1) \\ & + U(t-1) U(t-2) \frac{1}{N_c} \sum_{j \in T_i} \frac{1}{N_c} \sum_{k \in T_j} \frac{1}{N_c} \sum_{\mu \neq q} \sum_{l \in T_k} \xi_i^{\mu+1} \xi_l^{\mu-2} S_l^{\mu-2}(t-2) \end{aligned} \quad (8)$$

with $U(t-2) = \left\langle\left\langle \left\langle \frac{\partial q}{\partial h} \Big|_{h(t-2)} \right\rangle_{\mathbf{h}} \right\rangle_{\mathbf{h}} \right\rangle$. And through averaging over $j \in T_i$, not all $k \in T_j$ are remained, on average, only terms with k both belong to T_i and T_j can survive from the averaging, and this probability is newly define parameter first order loopiness coefficient L_1 (See fig.1). Using CLT, we find that the second term of eq.(8) converged to $\mathcal{N}(0, L_1 U^2(t-1) \alpha/c)$. Then we expand $Z_i(t)$ into time $t-3$, and have

$$\begin{aligned} Z_i(t) = & \mathcal{N}(0, \alpha/c) + \mathcal{N}(0, L_1 U^2(t-1) \alpha/c) \\ & + U(t-1) U(t-2) \frac{1}{N_c} \sum_{j \in T_i} \frac{1}{N_c} \sum_{k \in T_j} \frac{1}{N_c} \sum_{\mu \neq q} \sum_{l \in T_k} \xi_i^{\mu+1} \xi_l^{\mu-2} \hat{S}_l^{\mu-2}(t-2) \\ & + U(t-1) U(t-2) U(t-3) \frac{1}{N_c} \sum_{j \in T_i} \frac{1}{N_c} \sum_{k \in T_j} \frac{1}{N_c} \sum_{l \in T_k} \frac{1}{N_c} \sum_{n \in T_l} \sum_{\mu \neq q} \xi_i^{\mu+1} \xi_n^{\mu-3} S_n^{\mu-3}(t-3) \end{aligned} \quad (9)$$

in the same reason, third term of eq.(9) converged to $\mathcal{N}(0, L_2 U^2(t-1) U^2(t-2) \alpha/c)$.

Doing such expansion up to time 0, we can collect all the correlations caused by loops and get the final expression of crosstalk noise at time t.

$$Z_i(t) = \mathcal{N}(0, \alpha/c) + \sum_{s=0}^{t-1} \mathcal{N} \left(0, \left(\prod_{s'=s}^{t-1} U_{s'}^2 \right) L_{t-s} \frac{\alpha}{c} \right) \quad (10)$$

each sum in last equation is independent, so we can calculate variance directly (for proof of independency of each sum, see [26][17]).

$$\sigma^2(t) = \frac{\alpha}{c} + \sum_{s=0}^{t-1} \left(\prod_{s'=s}^{t-1} U_{s'}^2 \right) L_{t-s} \frac{\alpha}{c} \quad (11)$$

When variance of crosstalk noise is determined using Eqs. (11), all order parameters can be expressed by the following closed equations

$$m(t+1) = \int Dz \langle \xi F(\xi m(t) + \sigma(Z_i(t)) z) \rangle_{\xi}, \quad (12)$$

$$U(t+1) = \frac{1}{\sigma(Z_i(t))} \int Dz z \langle F(\xi m(t) + \sigma(Z_i(t))z) \rangle_{\xi}, \quad (13)$$

where $\langle \cdot \rangle_{\xi}$ stands for the average over the retrieval pattern ξ , and $Dz = \frac{1}{\sqrt{2\pi}} \exp(-z^2/2) dz$.

This finishes signal-to-noise analysis treatment of sequence processing neural networks in narrow-degree-distributed topology. The above equations form a recursive scheme to calculate the dynamical properties of the systems with an arbitrary time step. But, difficulty also exists, how to know each order loopiness coefficient of given topology.

If topology is fully-connected network $c = 1$ and each neurons are connected by each other, so all loopiness coefficient is 1, after simple transformation, equation (11) can be simplified as

$$\sigma^2(t) = \alpha + U_{t-1}^2 \sigma^2(t-1) \quad (14)$$

last equation together with equation 1213 corresponds to dynamical equations in [26] and equations in [27]. Stationary equations and numerical simulations can be found in [26].

In random network topology, every neuron has probability of c to connect other neuron, so each order loopiness coefficient is also c . The time evolution of overlap up to 20 time steps are obtained both in theory and numerical simulation and plotted in Fig. 2 a. Initial overlap range from 0.1 to 1.0. Fig. 2 b. shows the basin of attraction both in theory and in simulations.

If topology is regular network or SW small-world network, we don't know the exact expression for loopiness coefficient of each order, so we have to calculate it by programming. Due to algorithm complexity of finding loops in big networks, we only calculate first order, second order and third order loopiness coefficient. Then equations (11)-(??) can only determine 4 time step dynamics. We plot 4 time step dynamics of regular network topology in Fig.2c. and SW small-world network topology with rewiring probability $p = 0.5$ in Fig.2d.

When we increase rewiring probability of small world network topology, loopiness coefficient was decreased, loopiness coefficient of small world network with different rewiring probability is plotted in Fig. 3(a). In Fig.3 we find that when loopiness coefficient is decreased, value of overlap parameter increases. It's easy to understand from equation.(11): because big loopiness coefficient cause big variance of crosstalk noise, and eventually cause bad performance of neural networks.

Although our theory is proposed for sequence processing model, the result is qualitatively similar to Hopfield model. Comparing to sequence processing model, local field of Hopfield model is composed of three part: signal part, discrete self-interaction part and gaussian part[18][29]. Big loopiness of network also increase correlations of crosstalk noise and eventually increase variance of crosstalk noise, but self-interaction caused discrete part make distribution of crosstalk noise non-Gaussian. This treatment of the Hopfield model is intractable[18]. So our theoretical result can be used to qualitatively why small amount of randomly rewired connections greatly improves the performance of Hopfield model with regular architecture[30][22][23][31], and why performance of Hopfield model on random network is better than on small-world network[22].

Note that the definition first order loopiness coefficient in undirected network is the same with well known "clustering coefficient"[1]. Equation.(11) shows that first order loopiness coefficient plays much more important role than loopiness coefficient of other orders. So, lower first order loopiness coefficient or clustering coefficient of network can make performance of neural network better. This phenomenon is indeed what Kim found when he used Monte-Carlo method to lower network's clustering coefficient while keeping degree distributions unchanged[24].

At last, we note that this theory is not suitable for scale-free network topology because the power-law degree distribution rules out this signal-to-noise analysis and loopiness coefficient in scale-free network is degree-correlated, can not be expressed simply by L_n . Attempts of studying dynamics of sequence processing neural networks in topology with power-law and arbitrary degree distributions have been done by neglecting loopy effect of topology in certain conditions[28].

This work was supported by the National Natural Science Foundation of China under Grant No. 10305005 and by the Special Fund for Doctor Programs at Lanzhou University.

-
- [1] D. J. Watts and S. H. Strogatz, Nature (London), 393, 440 (1998).
 - [2] A. L. Barabási and R. Albert, Science 286, 509 (1999); A. L. Barabási and R. Albert, and H. Jeong, Physica A 272, 173 (1999).
 - [3] M. Chavez, D. U. Hwang, A. Amann, H. G. E. Hentschel, S. Boccaletti, Phys. Rev. Lett. **94** (2005) 218701.
 - [4] D. U. Hwang, M. Chavez, A. Amann, and S. Boccaletti, Phys. Rev. Lett. 94, 138701 (2005)
 - [5] Alex Arenas, Albert Daz-Guilera, and Conrad J. Pérez-Vicente, Phys. Rev. Lett. 96, 114102 (2006)
 - [6] Marián Boguñá and Romualdo Pastor-Satorras, Phys. Rev. E 66, 047104 (2002); Romualdo Pastor-Satorras and Alessandro Vespignani, Phys. Rev. Lett. 86, 3200 - 3203 (2001).

- [7] Paolo Crucitti, Vito Latora, and Massimo Marchiori, Phys. Rev. E 69, 045104(R) (2004).
- [8] F. Slanina and H. Lavicka, Eur. Phys. J. B 35, 279-288.
- [9] G. Abramson and M. Kuperman, Phys. Rev. E 63, 030901 (2001).
- [10] A. Pekalski, Phys. Rev. E 64, 057104; A. Barrat and M. Weigt, Eur. Phys. J. B 13, 547; A. Aleksiejuk, J.A. Holyst, and D. Stauffer, Physica A 310, 260!
- [11] K.E. Stephan, L. Kamper, A. Bozkurt, G.A.P.C. Burns, M.P. Young, R. Koter, Phil. Trans. R. Soc. Lond. B Biol. Sci. 356 (2001) 1159. ;C. Cherniak, J. Neurosci. 14, 2418 (1994).;J.W. Scannell, G.A.P.C. Burns, C.C. Hilgetag, M.A. O'Neill, M.P. Young, Cerebral Cortex 9 (1999) 279.
- [12] J. J. Hopfield, Proc. Nat. Acad. Sci. USA **79**, 2554(1982).
- [13] H. Sompolinsky and I. Kanter, Phys. Rev. Lett. **57**, 2861.
- [14] Mezard M., Parisi G. and Virasoro M. A. 1987 Spin Glass Theory and Beyond (Singapore: World Scientific)
- [15] Amit D. J., Gutfreund H. and Sompolinsky H. 1985 Phys. Rev. A, 32, 1007
- [16] Amit D. J., Gutfreund H. and Sompolinsky H. 1985 Phys. Rev. Lett., 55, 1530
- [17] Kitano K. and Aoyagi T., J. Phys. A: Math. Gen., 31, L613CL620, 1998.
- [18] A. C. C. Coolen, arXiv:cond-mat/0006011.
- [19] A. Duringy, A. C. C. Coolen and D. Sherrington J. Phys. A: Math. Gen., 31, 8607C8621.
- [20] Derrida B., Gardner E., Zippelius A., Europhys. Lett., 4, 167-173.
- [21] Watkin T. L. H. and Sherrington D., Europhys. Lett., 14, 791.
- [22] Patrick N. McGraw and Michael Menzinger, Phys. Rev. E, 68, 047102
- [23] J.J. Torres ., M.A. Muñoz, J. Marro, and P.L. Garrido, arXiv:cond-mat/0310205
- [24] Beom Jun Kim, Phys. Rev. E, 69, 045101.
- [25] E. Barkai, I. Kanter H. Sompolinsky, Phys. Rev. A, 41, 590.
- [26] Kawamura M., Okada M., J. Phys. A: Math. Gen., 35, 253-266.
- [27] Amari, S., Proc. IEEE Conference on Neural Networks, 1, 633C640.
- [28] Y. Chen and P. Zhang, unpublished.
- [29] D. Bollé, G. Jongen, G. M. Shim, Journal of Statistical Physics, 91, 1-2, 125-153.
- [30] O. K. Dekhtyarenko, Neural Networks, 2005, IJCNN'05, Proceedings. 2005 IEEE.
- [31] L.G. Morelli, a. G. Abramson, and M. N. Kuperman, Eur. Phys. J. B 38, 495C500.

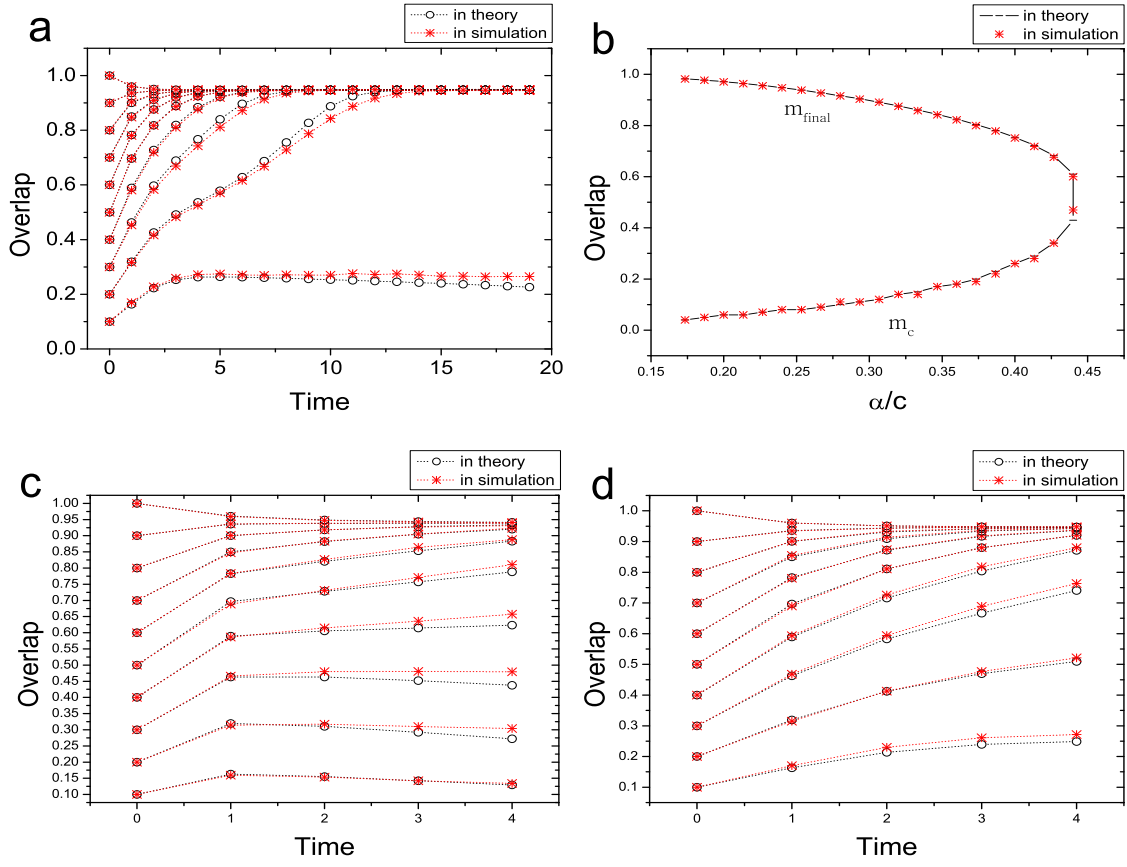


FIG. 2: Temporal evolution of overlap $m(t)$ in random network (a), regular network (c) and small-world network (d). initial overlap ranging from 0.1 to 1.0 (up to down). (b) is basin of attraction in random network. The parameters of (a),(c),(d) are $N = 5000$, $c = 0.16$ and $\alpha N = 190$. Parameters of (b) is $N = 3000$, $c = 0.1$. Rewiring probability of small world network is 0.5.

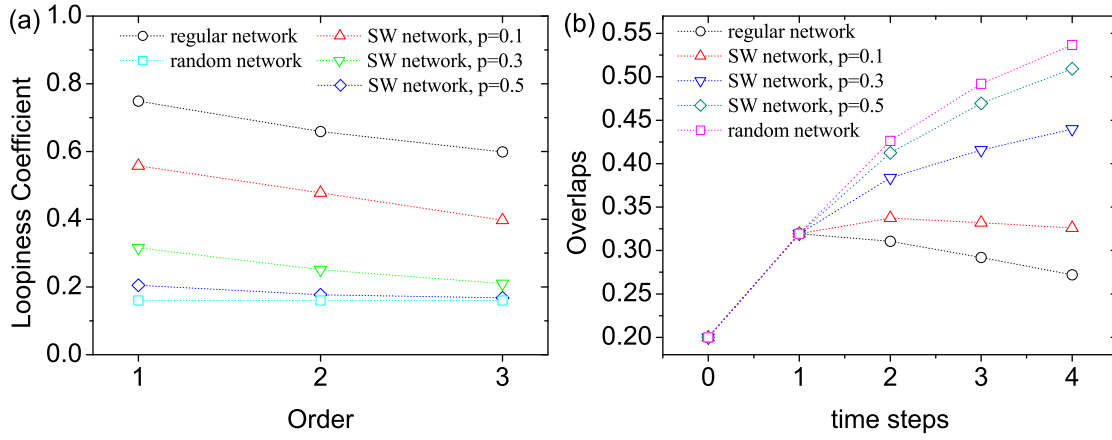


FIG. 3: (color online) (a) first-, second- and third- order loopiness coefficient of SW small-world network with different rewiring probability p . The parameters of networks are $N = 5000$, $\hat{k} = 800$. (b) theoretical value of 4 time step dynamics in regular networks, small world networks and random networks, initial overlaps is 0.2. The parameters of networks are $N = 5000$, $\hat{k} = 800$, $\alpha N = 190$.