

Localization Transition of Biased Random Walks on Random Networks

Vishal Sood^{1,2} and Peter Grassberger^{1,2}¹Complexity Science Group, University of Calgary, Calgary, Canada²Institute for Biocomplexity and Informatics, University of Calgary, Calgary, Canada

(Dated: May 26, 2019)

We study random walks on large random graphs that are biased towards a randomly chosen but fixed target node. We show that a critical bias strength b_c exists such that most walks find the target within a finite time when $b > b_c$. For $b < b_c$, a finite fraction of walks drifts off to infinity before hitting the target. The phase transition at $b = b_c$ is second order, but finite size behavior is complex and does not obey the usual finite size scaling ansatz. By extending rigorous results for biased walks on Galton-Watson trees, we give the exact analytical value for b_c and verify it by large scale simulations.

PACS numbers: 02.70.Ju, 05.10.Ln, 87.10.+e, 89.75.Fb, 89.75.Hc

Random walks are a fascinating subject, both for their intrinsic mathematical beauty and for their wide range of applications [1]. One of the most celebrated results is that unbiased random walks on regular lattices are recurrent for dimension $d \leq 2$, while they are transient for $d > 2$ [2]. This means that a walk starting at a site x certainly returns to x when $d \leq 2$, but has a finite chance to escape to infinity without returning to x when $d > 2$.

Here we study an analogous problem for walks on random graphs which lack small loops in the limit of infinite graph size. Examples of such graphs include the Erdős-Rényi (ER) random graphs, as well as random graphs with any fixed degree sequence, provided that the variance of the degree distribution is finite. We call the latter Molloy-Reed (MR) graphs [3]. An ER graph with N nodes is constructed by introducing a link between each pair of nodes with probability p . It is in many ways similar to an infinite dimensional lattice. In particular, its diameter l increases only logarithmically with the number of nodes, while $N \propto l^d$ on a d -dimensional lattice. Thus one should expect unbiased random walks on an ER graph to be transient. Although less is known rigorously about MR graphs, we expect the same to be true for them. In order to arrive at a non-trivial problem, we thus consider walks biased towards a randomly chosen but fixed "target" node. We show that there is a phase transition from recurrence (or localization) to delocalization at a critical bias strength.

This seemingly abstract mathematical problem has a number of practical applications. Consider, e.g., transmitting a message from node A to node B on the internet. For this purpose, each node maintains a routing table which indicates for each target node the optimal first step, parting from it. Using her routing table, A sends the message to her optimal neighbor i_1 . From there it is sent, using the routing table at i_1 , to i_2 , etc., until $i_n = B$ is reached. If all routing tables are correct and up-to-date, the message reaches its destination along the optimal path (i.e., the path between A and B with the shortest length). However, some routing tables may be faulty, either because they contain mistakes or have become obsolete due to changes in the internet topology. If

the fraction of such nodes is below a certain threshold, the effect is small and routing is still efficient. But when the fraction exceeds a critical value, the message might take a very long and convoluted path through a finite fraction of the entire network, before reaching its destination. There are of course many details in which routing on the real internet differs from the simpler problem of biased random walks on random graphs [4]. For instance, the degree distribution of the internet is approximately scale-free with a divergent second moment [5]; stray messages on the internet are killed after some time; and our bias is implemented differently and is quenched (the same routing tables are used at successive time steps). Nevertheless, this is basically the same problem as that mentioned in the previous paragraph. For a related discussion of communication based on noisy routing, see [6].

Another application is to quantum mechanics. A random walker on a graph corresponds quantum mechanically to a particle with hopping dynamics. The recurrence problem for an unbiased walk corresponds then to the question whether such a particle, subjected to an attractive δ -potential concentrated on a single site, forms a bound state. Localization of biased random walks corresponds to the existence of bound states for potentials which increase linearly with distance from the target node. Delocalization corresponds to the paradoxical situation that no bound state exists, although the potential increases forever as one goes further away from the target node. Instead, a particle released near the bottom of the potential continues to climb up the potential forever, because there are always more paths leading uphill than leading back to the bottom.

Technically, we define our walks as follows. Consider a finite but large undirected random graph G with N nodes and with degrees chosen from a distribution $P_G(k)$. We assume that $P_G(k)$ is such that G is sparse and has a giant connected component. We randomly choose a site A on G and label all other nodes according to their distance from A , where the distance between any two nodes is equal to the number of edges in the shortest path connecting them. Assume that the walker at time t is at a node i which has distance d_i from A . Node i has k_i^+ neighbors

at distance $d_i + 1$ from A , k_i^- neighbors at distance $d_i - 1$, and k_i^0 neighbors at distance d_i . The particle steps from i with probabilities

$$p_i = \frac{b}{N_i}; \quad p_i^+ = \frac{b^{-1}}{N_i}; \quad p_i^0 = \frac{1}{N_i}; \quad (1)$$

to a node closer, further away or at the same distance as A , respectively. Finally, normalization requires $N_i = bk_i^- + k_i^0 + b^{-1}k_i^+$:

Similar walks on regular lattices have been studied repeatedly, see e.g. [7]. More importantly, Eq. (1) is a generalization of the bias used in the ‘biased random walks’ studied on Galton-Watson (GW) trees [8, 9, 10]. Starting at the root, each node on the tree has a number of daughter nodes chosen from a prescribed distribution. The root is chosen as the target A of the random walk. On a tree, every site $i \notin A$ has only one neighbor closer to the target, $k_i^- = 1$, and no neighbors at the same distance, $k_i^0 = 0$. The probabilities of the next step are chosen such that [8, 9] $p_i = p_i^+ = \frac{1}{b}$. This corresponds to Eq. (1), restricted to tree-like graphs, with $b = \frac{1}{b}$.

The typical length of a loop in an undirected graph G with finite mean degree and finite degree variance is of order $\ln N$ [11, 12]. If only local properties are of interest, the graph can, as $N \rightarrow \infty$, be effectively replaced by a GW tree. However, a subtlety should not be overlooked: to obtain a rooted tree T from a loopless undirected graph G , we have to choose randomly a site A as the root of the tree, and draw arrows on each link pointing away from A . A node with degree k on G has in-degree 1 and out-degree $k - 1$ on the effective tree. If the degree distribution on G is $P_G(k)$, then the average out-degree distribution on the tree, averaged over all nodes A , is [3]

$$P_T^{\text{out}}(k^+) = \frac{k}{\langle k \rangle} P_G(k); \quad (2)$$

with $k = k^+ + 1$. The prefactor $k/\langle k \rangle$ on the right hand side takes into account the fact that each of the k links attached to the node can play, with the same probability, the role of the incoming link on the tree.

A GW tree will grow to infinity only if its average out-degree is larger than 1 [13]. This implies that the underlying random graph is connected when [3, 14]

$$\langle k \rangle = \langle k^+ \rangle + 1 > 2; \quad (3)$$

We assume that this condition is satisfied, as well as that N , which implies that it is sparse and has no small loops.

If there is a critical bias b_c for walks on a GW tree so that walks are localized near the root for $b > b_c$ and delocalized for $b < b_c$, then an analogous critical bias b_c must also exist for graphs. The reason is simply that only local properties are relevant when the walks are localized [15]. Hence localization on a GW tree implies localization on the corresponding graph. Conversely, as-

sume that b_c were strictly smaller than b_c . Then walks on the GW tree with $b_c < b < b_c$ would also be localized, contradicting the starting assumption that the critical point is at b_c . Thus we must have $b_c = b_c$.

Indeed, it is known that the biased random walk on a GW tree has a localization transition at $b_c = 1$, such that the walk is recurrent for $b > 1$ and transient for $b < 1$ [10]. For $b = 1$ the authors of [8] prove a central limit theorem which states that the walk behaves, as far as the distance from the root is concerned, like unbiased 1-d Brownian motion. In the following we will summarize the arguments leading to those conclusions and indicate how they must be modified in order to apply to ER and MR graphs.

For a walker at a site i that is different from the root A , we define p_i^E to be the probability that it escapes to infinity before it hits the root. We denote by $P(i)$ the set of parents of i , i.e. the neighbors that are closer to A than i . Similarly, $S(i)$ is the set of siblings of i (i.e. $d_j = d_i$ for all $j \in S(i)$), and $C(i)$ denotes its children. Finally, we define $p_A^E = 0$. Then we have, for any $i \notin A$,

$$p_i^E = \frac{1}{N_i} \sum_{j \in P(i)} p_j^E + \sum_{j \in S(i)} p_j^E + \frac{1}{b} \sum_{j \in C(i)} p_j^E; \quad (4)$$

Using the definition of N_i after Eq. (1) we can rearrange this to

$$\sum_{j \in P(i)} (p_i^E - p_j^E) = \frac{1}{b^2} \sum_{j \in C(i)} (p_j^E - p_i^E) + \frac{1}{b} \sum_{j \in S(i)} (p_j^E - p_i^E); \quad (5)$$

Summing over all i with fixed $d_i = d$, the contributions of the siblings cancel each other identically. Dening

$$X_d = \sum_{\substack{i: d_i=d \\ j \in P(i)}} (p_i^E - p_j^E); \quad (6)$$

it gives

$$X_d = \frac{1}{b^2} X_{d+1}; \quad (7)$$

This can be iterated to give for the average escape probability from all children of the root

$$p_E = \frac{1}{k_A} \sum_{j \in C(A)} p_j^E = \frac{1}{k_A b^{2d}} X_{d+1}; \quad (8)$$

For trees this simplifies because each node (except for the root) has only one parent, and the number of terms on the r.h.s. increases in average as b^d for large d . Since each term is bounded, the total sum increases at most as $(b^2)^d$. Thus $p_E = 0$ for $b^2 > 1$, showing that the walk is recurrent. The proof that b_c is not only $b_c = 1$, but

$$b_c = 1; \quad (9)$$

is found in [10]. Basically, one replaces in Eq. (8) the number of terms by its expected value and the difference $p_i^E - p_j^E$ by its average $\langle p_{i+d+1} - p_i \rangle$, to obtain

$$p_E = \frac{m}{b^2} \langle p_{i+d+1} - p_i \rangle \quad (10)$$

which has the solution

$$\langle p_i \rangle = \frac{b^2}{m} \quad (11)$$

with m and b being constants. For $b^2 > m$, the only consistent values are $p_i = 0$. For $b^2 < m$ one has a non-zero solution, indicating $p_E > 0$.

For general graphs the number of nodes at distance d from the root increases slower than b^d , due to the existence of loops. In this case $b_c = \sqrt{m}$ holds a fortiori, but the rigorous proof that also $b_c = \sqrt{m}$ becomes more difficult. For a finite graph G , the corrections to b^d are small for small d (there are few small loops), and we can expect that the effect of loops on b_c can be neglected in the limit $N \rightarrow \infty$. But loops should affect the finite size scaling behavior.

To verify the existence of a localization transition on large ER graphs, to check Eq. (9), and study finite size effects, we perform large scale numerical simulations. We first generate large ER graphs (with up to $2 \cdot 10^8$ nodes), for several nominal values of $\langle k \rangle$. These are chosen such that the giant component contains more than 90% of all nodes. Pruning all nodes and links not connected to the giant component gives the final graph size N . This procedure increases $\langle k \rangle$ slightly and makes the degree distribution slightly non-Poissonian, so that no longer coincides with the naive theoretical estimate $\langle k \rangle = \langle k \rangle$ for ER graphs. Instead, it is estimated from the exact definition Eq. (3).

After extracting the giant component, we choose randomly one of its nodes as the target A and compute for all other nodes their distance from A . Then we start M walks at A and follow them until they return to A . This is repeated M^0 times by taking new target nodes, and finally the whole procedure is repeated for M^0 different graphs.

The first observable to be discussed is the average return time. For $b = 1$, i.e. for unbiased random walks, the average return time $\langle t \rangle$ on a finite graph with N nodes is N [11]. We expect the same to hold for all $1 < b < b_c$. For the critical bias $b = b_c$, since the distance of the biased walk from the root behaves as a 1-d Brownian motion, the return time should grow as $\log N$ which is the diameter of the graph. In contrast, $\lim_{N \rightarrow \infty} \langle t \rangle / N < 1$ in the localized regime $b > b_c$.

In Fig. 1 we show $\langle t \rangle$ versus N for various biases on a linear-log scale. The nominal ratio $L = \langle k \rangle$ in constructing the ER graphs was $7/3$, which would give $b_c = 14/3 = 4.6667$. For the giant component, we found numerically $b_c = 4.6673$, so the critical bias should be $b_c = 2.1604$.

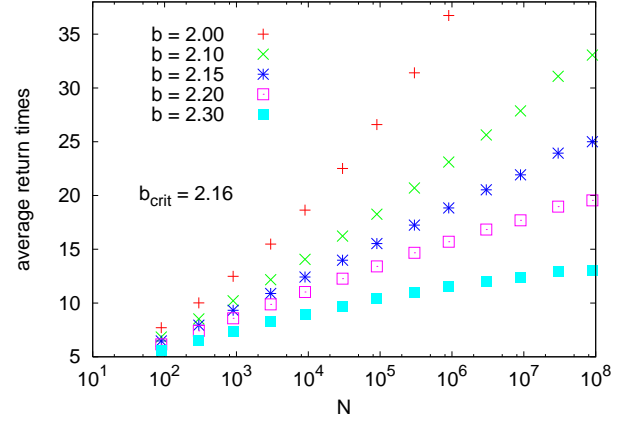


FIG. 1: (color online) Average return times against the system size N for different values of the bias b , on ER graphs with $\langle k \rangle = 14/3$.

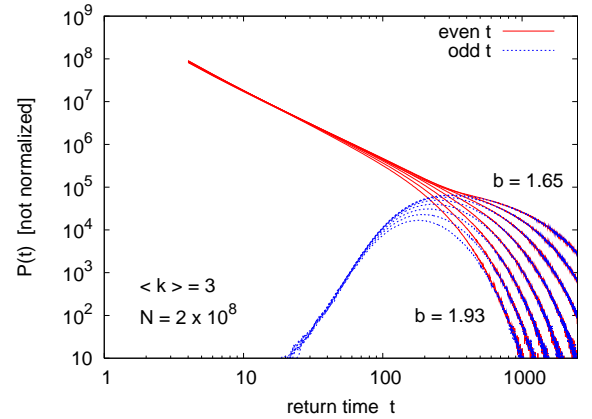


FIG. 2: (color online) Histogram of return times for walks on ER graphs with $N = 2 \cdot 10^8$ and $L = \langle k \rangle = 14/3$. Each curve corresponds to a fixed bias b , with steps of 0.04. The upper curves correspond to even t , the lower ones to odd t .

This is certainly in agreement with Fig. 1, although the estimate of b_c that we get from Fig. 1 is not very precise.

More significant is the distribution of return times. In Fig. 2 we plot the (not normalized) histogram of return times $P(t)$ against t , for various values of b . This is for walks on the giant component of an ER graph with $N = 2 \cdot 10^8$ and $L = \langle k \rangle = 14/3$ against t , for which $b_c = 1.73542$. The most striking observation is a very large even/odd effect for small t : Compared to the values for even t , $P(t)$ is nearly zero for odd t . This is an immediate consequence of the suppression of small loops. On a loopless tree, return times are always even. Conversely, we can assume that loops are negligible for even times for which $P(t+1) \approx P(t)$. In this regime we should thus expect that the result for GW trees applies, i.e. $P(t) \sim t^{-3/2}$ at the critical bias. This prediction

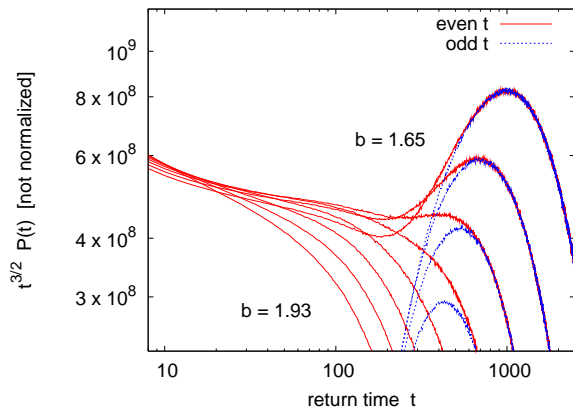


FIG. 3: (color online) Repplotting of the data shown in Fig. 2 as $t^{3/2}P(t)$ versus t . The critical curve (third curve from above) is the one which is constant at $t = 100$.

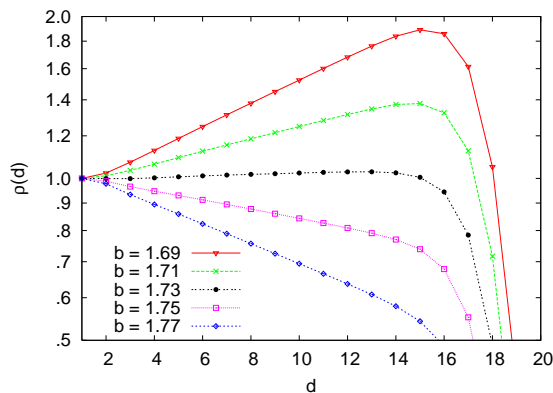


FIG. 4: (color online) Density of walkers against distance from the target, for values of b close to criticality.

(which is the same as for unbiased random walks in 1 dimension [8]) is in complete agreement with our data, as seen from Fig. 3, where $t^{3/2}P(t)$ is plotted against t . Fig. 3 also shows that the finite size behavior is rather

complicated. $P(t)$ is not convex at the critical point, and the usual finite size scaling ansatz (power law times homogeneous function) does not hold.

Finally, if critical walks resemble unbiased 1-d Brownian motion, with reflecting boundaries at $d = 0$ and at $d = \ln N$ [8], then the density $\rho(d)$ of walkers should be constant at $b = b_c$. This is shown in Fig. 4. We see that $\rho(d)$ is indeed constant, to very high accuracy, for $b = 1.732 \pm 0.002$. This agrees with the exact b_c within two standard deviations, and gives the most precise numerical verification of the theoretical prediction.

We have shown that walks on a random graph biased towards a single given node show a localization/delocalization transition, corresponding to a transition from recurrent to transient behavior. Although this transition is strongly influenced by finite size effects, it should be relevant e.g. for routing on the internet in case of imperfect routing tables or for other traffic problems with noisy dynamics. It should also be related to a curious effect in quantum mechanics on random graphs with linearly rising potentials, where we expect a paradox "unbinding" transition when the potential becomes too shallow.

Our numerical studies have only included ER graphs, mainly because these can be easily generated even with very large sizes. However, we expect the phenomenon to be robust and to hold for any degree distribution, as long as its second moment is finite. For scale free graphs, $P(k) \sim 1/k$ with $\gamma < 3$, the second moment diverges with N , and we expect our results to break down.

Finally, we should point out that our theoretical prediction for b_c holds only for a very particular type of bias, given by Eq. (1). For other biases we expect the transition to be qualitatively similar, although we can no longer predict the location of the phase transition. The same is true for graphs with many small loops, including those often observed in real world networks.

We want to thank Maya Paczuski for numerous discussions and for careful reading of the manuscript. VS would like to thank Orion Penner for discussions and checking the calculations.

[1] B.D. Hughes, Random walks and random environments, Vol. 1 (Oxford University Press, New York, 1995).
[2] G. Polya, Mathematische Annalen 84, 149 (1921).
[3] M. Molloy and B. Reed, Random Struct. Algor. 6, 161 (1995).
[4] W. Willinger, R. Govindan, S. Jamin, V. Paxson, and S. Shenker, PNAS 99, 2573 (2002).
[5] A.-L. Barabasi and R. Albert, Science 286, 509 (1999).
[6] M. Rosvall and K. Sneppen, Europhys. Lett. 74, 1109 (2006).
[7] V. Mehra and P. Grassberger, Physica D 168, 244 (2002).
[8] Y. Peres and O. Zeitouni, e-print arXiv:math/0606625 (2006).
[9] R. Lyons, R. Pemantle, and Y. Peres, Probab. Theory

Relat. Fields 106, 249 (1996).
[10] R. Lyons, Ann. Probab. 18, 931 (1990).
[11] B. Bollobas, Modern Graph Theory, Graduate Texts in Mathematics (Springer-Verlag, Berlin, 1998).
[12] S. Janson, T. Luczak, and A. Rucinski, Random Graphs (John Wiley & Sons, Inc., New York, 2000).
[13] S. Athreya, Branching Processes (Birkhauser, 1960).
[14] R. Cohen, K. Erez, D. ben Avraham, and S. Havlin, Phys. Rev. Lett. 85, 4626 (2000).
[15] Notice that this argument is not strictly correct, since it neglects the exponentially small probability for delocalized walks even when $\gamma > 3$.