

Synchronization reveals correlation between oscillators on networks

Jie Ren¹, Huijie Yang², and Yi-Cheng Zhang¹

¹ *Department of Physics, University of Fribourg, CH-1700, Fribourg, Switzerland*

² *Department of Physics and Center for Computational Science and Engineering, National University of Singapore, Singapore 117542*

(Dated: today)

The understanding of synchronization ranging from natural to social systems has driven the interests of scientists from different disciplines. Here, we have investigated the synchronization dynamics of the KM departing from the fully synchronized regime. We have got the analytic expression of the dynamical correlation between pairs of oscillators that reveals the relation between the network dynamics and the underlying topology. Moreover, it also reveals the internal structure of networks that can be used as a new algorithm to detect community structures. Further, we have proposed a new measure about the synchronization in complex networks and scrutinize it in SW and SF networks. Our results indicate that the more heterogeneous and “smaller” the network is, the more closely it would be synchronized by the collective dynamics.

PACS numbers: 05.45.Xt, 89.75.Fb

The last decade has witnessed the rapid explosion of interest in complex networks, which are found in many fields as diverse as biology, technology and social organizations [1, 2, 3, 4]. The relation between structure and function becomes a key area in the study of complex networks. In the study of networked-dynamics, the emergent synchronization of interacting oscillators generally has occupied a privileged position because of its rich applications in variety of areas ranging from Neuroscience to Sociology [5, 6, 7, 8, 9, 10, 11, 12, 13, 14, 15, 16, 17]. In neural systems, the brain dynamics is characterized by synchronization phenomena for a given topology of synapses. In metabolic networks, hundreds of interconnected biochemical reactions is responsible for the biomass and energy fluxes which are adjusted to optimize the robustness of synchronized behavior. Other example is the synchronized or coordinated behavior of communication patterns in social organizations. The study of synchronization provides us with insights into the key issue: how the collective dynamics couple the relationships between the systematic function and the underlying topology.

One of the most successful attempts to understand synchronization phenomena is due to the Kuramoto model (KM) [18, 19], which is rich enough for many different contexts, including superconducting currents in Josephson junction arrays, emerging coherence in populations of chemical oscillators, or the accuracy of central circadian pacemakers in insects and vertebrates, *etc.* This model describes a population of N coupled phase oscillators which evolves in time according to the following dynamics

$$\frac{d\theta_i}{dt} = \omega_i + \sigma \sum_j A_{ij} \sin(\theta_j - \theta_i) + \xi_i(t). \quad (1)$$

Here, θ_i represents the phase of the i th oscillator, ω_i the intrinsic frequency, σ the coupling constant, A_{ij} the effective coupling between the oscillators, and $\xi_i(t)$ is the

white noise due to the complicated environment, with expectation and variance

$$\begin{aligned} \langle \xi_i(t) \rangle &= 0, \\ \langle \xi_i(t) \xi_j(t') \rangle &= 2\delta_{ij} \delta(t - t'). \end{aligned}$$

There are many attractors that each oscillator rotates at its natural frequency when incoherent. As the coupling strength increases, some units become resonant. At sufficiently strong coupling, when coherent, there is only one attractor of the dynamics, and all oscillators rotate at the same frequency, $\bar{\omega}_i$, the average of ω_i . We call it fully synchronized.

The synchronization problem is solved mainly in the mean-field approach which, unfortunately, is not usually fulfilled in real systems. The nontrivial pattern of connectivity in complex networks brings the non mean-field properties and incorporates many new questions to the research of synchronization. Because of the elegant work of Pecora and Carroll [20], the Master Stability Function (MSF) formalism allows us to analysis the dynamical synchronizability in terms of purely topological properties, independent of details of unit dynamics. However, the MSF requires several constraints and has limited applications that it only deals with the stability of the exact synchronized states, *i.e.*, it is used to study infinitesimal deviations from the synchronization manifold of chaotic oscillators. However, many realistic dynamics are only close to or even far from the full synchronization.

In this work we study the KM dynamics departing from the fully synchronized state. We get the analytic expression of the dynamical correlation between any two oscillators which reveals the relation between the network dynamics and the underlying topology. It could be used as a new algorithm to detect community structures. Moreover, we propose a new measure about the synchronization in complex networks and scrutinize it in Small-World and Scale-Free networks.

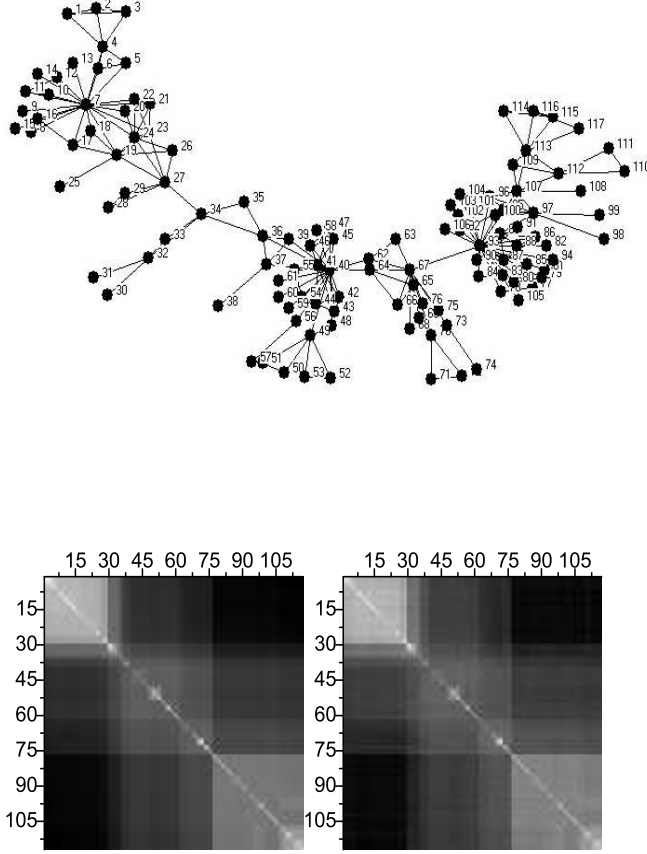


FIG. 1: Top row: Illustration of the Santa Fe Institute collaboration network. Bottom left: The analytic correlation matrix resulting from Eq. 7. Bottom right: The simulated results of the correlation between pairs of oscillators from the Kuramoto model. The colors are a gradation between white (strong correlation) and black (weak correlation).

When the KM dynamics is close to the attractor of synchronization, the phase differences are small and then the sine coupling function can be approximated linearly, so that we can analyze the linearized dynamics of the Kuramoto model in terms of the Laplacian matrix,

$$\begin{aligned} \frac{d\theta_i}{dt} &= -\sigma \sum_j a_{ij}(\theta_i - \theta_j) + \xi_i(t) \\ &= -\sigma \sum_j L_{ij}\theta_j + \xi_i(t), \end{aligned} \quad (2)$$

where $L_{ij} = \delta_{ij} \sum_m a_{im} - a_{ij} = \delta_{ij} k_i - a_{ij}$. a_{ij} stands for the adjacency matrix (1 if nodes i and j are connected and 0 otherwise), δ_{ij} is the Kronecker delta and the degree k_i is defined as the number of nodes to which the node i is connected. Thus, we can rewrite the equation in terms of the normal modes,

$$\frac{d\vartheta_\alpha}{dt} = -\sigma \lambda_\alpha \vartheta_\alpha + \zeta_\alpha(t), \quad (3)$$

where $\vartheta_\alpha = \sum_j \psi_{\alpha j} \theta_j$, $\zeta_\alpha = \sum_j \psi_{\alpha j} \xi_j$, and $\psi_{\alpha j}$ denotes the α th normalized eigenvector of the Laplacian, λ_α is the corresponding eigenvalue for $\alpha = 0, \dots, N-1$. Considering $\xi_i(t)$ is delta correlated, we can find easily that $\zeta_\alpha(t)$ is also delta correlated: $\langle \zeta_\alpha(t) \zeta_\beta(t') \rangle = 2\delta_{\alpha\beta} \delta(t-t')$.

Without loss of generalization, we set $\sigma = 1$, $\zeta_\alpha(0) = 0$. Using stochastic calculus methods [21], we get

$$\vartheta_\alpha(t) = \int_0^t e^{-\lambda_\alpha(t-t')} \zeta_\alpha(t') dt', \quad (4)$$

so that

$$\begin{aligned} \langle \vartheta_\alpha(t)^2 \rangle &= \int_0^t \int_0^t e^{-\lambda_\alpha(t-t')} e^{-\lambda_\alpha(t-t'')} \langle \zeta_\alpha(t') \zeta_\alpha(t'') \rangle dt' dt'' \\ &= \int_0^t 2e^{-2\lambda_\alpha(t-t')} dt' \\ &= \frac{1}{\lambda_\alpha} (1 - e^{-2\lambda_\alpha t}) \end{aligned} \quad (5)$$

Thus, the time scales of the dynamical relaxation of the eigenmodes are inversely proportional to the corresponding eigenvalues. And for large $t \gg 1/2\lambda_\alpha$, we have

$$\langle \vartheta_\alpha(t)^2 \rangle = 1/\lambda_\alpha. \quad (6)$$

Transforming it back to the basis of θ_i by substituting $\theta_i = \sum_\alpha \psi_{\alpha i} \vartheta_\alpha$, we find the steady-state correlation function:

$$\begin{aligned} \langle (\theta_i - \bar{\theta})(\theta_j - \bar{\theta}) \rangle &= \sum_{\alpha=1}^{N-1} \psi_{\alpha i} \psi_{\alpha j} \langle \vartheta_\alpha^2 \rangle \\ &= \sum_{\alpha=1}^{N-1} \frac{1}{\lambda_\alpha} \psi_{\alpha i} \psi_{\alpha j}, \end{aligned} \quad (7)$$

where $\bar{\theta} = \frac{1}{N} \sum_i \theta_i$ and $\langle \dots \rangle$ stands for the average over initial random phases. This analytic expression gives the dynamical correlation between any pair of oscillators just in terms of the properties of the underlying topology. Actually, the right term of Eq. 7 gives the pseudo-inverse of the Laplacian matrix, which acts like a Green Function. It could be used to detect the community structure in various complex networks.

One real world example with known community structure is the collaboration network of the Santa Fe Institute from ref. [22]. The top row of Fig. 1 illustrates the largest component of the collaboration graph, which consists of 118 scientists denoted by nodes. The edge is drawn between a pair of scientists if they coauthored one or more papers. Obviously, the scientists of different interests group in different communities.

In the bottom row of Fig. 1, we illustrate the dynamical correlation between any pairs of nodes on which the KM oscillators is placed. The left one is the analytic results from the relation Eq. 7 and the right is the results of numerical simulations from Eq. 1. They accord with

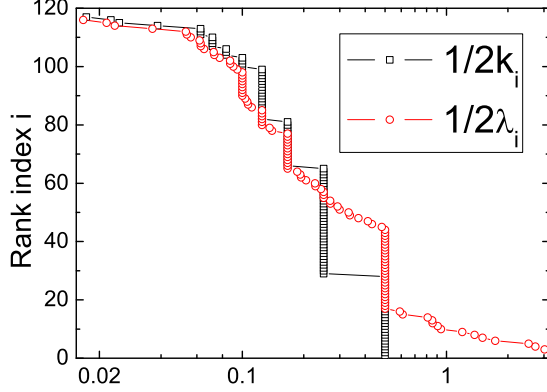


FIG. 2: (color online). Illustration of the same hierarchical structure in the eigenvalues spectra and degree series. It implies a progressive cascade of the synchronization pattern from the central core to the nodes with smaller degrees. The network data is used as the same as in Fig. 1.

each other very well. In the two figures we can identify the distinct dynamics-based communities wherein nodes become strong correlated in groups, coherently with their topological structure. Moreover, smaller subcommunities can be found clearly in these dynamics-based communities which corresponds with the sketch map of the collaboration network. Although some nodes in the same dynamics-based community are not directly connected, they are topologically equivalent and belong to the same structural level. Therefore, they have strong correlation on dynamics. The dynamics-based groups indicates the different functional modules. When applied to the specific internal structure, which might be the fingerprint of different functional groups for social or biological networks, the dynamical correlation may help us understand better the interplay between systemic structure and function.

In another way, we can use the mean-field approximation to rewrite the Eq. 2 as:

$$\begin{aligned} \frac{d\theta_i}{dt} &= -\sum_j A_{ij}(\theta_i - \theta_j) + \xi_i(t) \\ &= -k_i(\theta_i - \bar{\theta}) + \xi_i(t). \end{aligned} \quad (8)$$

Using the same stochastic calculus method, we get

$$\langle (\theta_i - \bar{\theta})^2 \rangle = \frac{1}{k_i} (1 - e^{-2k_i t}), \quad (9)$$

which indicates that the time scales of the dynamical relaxation of the observed phases are inversely proportional to the degrees of the corresponding oscillators. The different connectivities in the topology give rise to the corresponding order of the eigenvalues, which are illustrated

in Fig. 2. The hubs with the large eigenvalues induce the fast relaxations, *i.e.*, the evolutionary pattern of synchronization starts first at the hubs and then pervades almost the whole network in a hierarchical structure across the nodes with smaller degrees. And for large $t \gg 1/2k_i$, we have got $\langle (\theta_i - \bar{\theta})^2 \rangle = 1/k_i$, which indicates that hubs are synchronized more closely by the collective dynamics.

For a given realization of networks, we use R to denote the average variance of phase variables which characterizes the collective synchronized ability of the underlying network:

$$R = \frac{1}{N} \sum_i \langle (\theta_i - \bar{\theta})^2 \rangle, \quad (10)$$

The smaller the value of R , the smaller the fluctuation of network is, *i.e.*, the more synchronized. Substituting the Eq. 7 and considering the orthonormality of $\psi_{\alpha i}$, we have

$$R = \frac{1}{N} \sum_{\alpha=1}^{N-1} \frac{1}{\lambda_{\alpha}}. \quad (11)$$

Therefore, independent of details of unit dynamics, we can characterize the dynamical synchronizability of networked systems just in terms of the spectra of the Laplacian matrix, *i.e.*, the purely topological properties. It is the same as the spirit of the MSF. However, in contrast to the MSF, the new measure Eq. 11 considers the spectrum in its entirety, not only the extremal eigenvalues. What this new measure emphasizes is on the fluctuation of the process of synchronization, rather than on rigorous bounds for the threshold of desynchronization. In the following, we use this new quantity about synchronization, R to measure the synchronizable ability in small-world (SW) and scale-free (SF) networks, respectively.

We first consider the Watts-Strogatz model of the SW networks, which is constructed by a rewiring process on a regular ring graph. The probability of rewiring connection is controlled by a parameter p , by tuning which the obtained network possesses both short average distance and high heterogeneity that nodes no longer have the same degrees, instead they follow a Poisson distribution. We define S as the standard deviation of the degree distribution and D as the average network distance, averaged over all pairs of nodes. The upper layer of Fig. 3(a) shows the dependence of S and D on the rewiring probability p in the SW network. As p increases, the variance S increases, which implies that the degree distribution becomes more broad and heterogeneous. And as expect, the network distance D decreases as the rewiring probability p (or the heterogeneity of the degree distribution) increases. In the lower layer of Fig. 3(a), R is observed to decrease, which implies enhancement of the synchronizable ability.

Secondly, we implement the same measures on the SF network. The model is generated by randomly con-

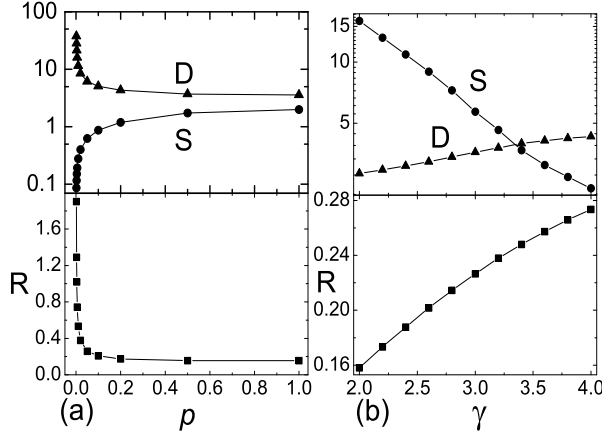


FIG. 3: (a) The synchronizability of SW networks of size $N = 1000$, $\langle k \rangle = 8$. The average network distance D and the new measure R decreases with the rewiring probability p in the same trend, while the standard deviation S of the degree distribution increases. (b) The synchronizability of SF networks of size $N = 1000$, $k_0 = 4$. The values of D and R increase with the scaling exponent γ , while the values of S are decreased. Since less R means more synchronizable, all the results in SW and SF networks indicate that the network would be more synchronizable as it becomes “smaller” and more heterogeneous. All plots are averaged over 100 realizations.

necting nodes, forcing each nodes i to have connectivity $k_i \geq k_0$ which follows the probability distribution $P(k) \sim k^{-\gamma}$. Note that decreasing γ increases S by inducing the longer tail in the connectivity distribution and smaller γ gives rise to shorter D , as exhibited in the upper layer of Fig. 3(b). And in its lower layer, R is observed to increase as γ is increased, which indicates less synchronized when less heterogeneous.

The results shown in Fig. 3 imply that the synchronizable ability on the SW and SF networks is improved as the heterogeneity of the degree distribution is increased or as the average network distance is decreased. In other words, as the network becomes more heterogeneous and “smaller”, with S gets larger and D gets shorter, it would becomes synchronized more closely by the collective dynamics.

In summary, we have investigated the synchronization dynamics of the KM departing from the fully synchronized state. We have got the analytic expression of the dynamical correlation between pairs of oscillators that reveals the relation between the network dynamics and the underlying topology. Moreover, it also reveal the in-

ternal structure of networks that can be used as a new algorithm to detect community structures. Further, we have proposed a new measure about the synchronization in complex networks and scrutinize it in SW and SF networks. Our results indicate that the more heterogeneous and “smaller” the network is, the more closely it would be synchronized by the collective dynamics. We hope our study can provide new insights into the understanding of the role of synchronization between the network structure and function. We also expect it can provide new tools to detect community structure and to analyze the ubiquitous synchronization phenomenon.

-
- [1] S. Strogatz, *Nature (London)* **410**, 268 (2001).
 - [2] R. Albert and A.-L. Barabasi, *Rev. Mod. Phys.* **74**, 47 (2002).
 - [3] M. E. J. Newman, *SIAM Rev.* **45**, 167 (2003).
 - [4] S. Boccaletti, V. Latora, Y. Moreno, M. Chavez, and D.-U. Hwang, *Phys. Rep.* **424**, 175 (2006).
 - [5] S. H. Strogatz, *Sync: The Emerging Science of Spontaneous Order* (Hyperion, New York, 2003).
 - [6] M. Barahona and L. M. Pecora, *Phys. Rev. Lett.* **89**, 054101 (2002).
 - [7] T. Nishikawa, A. E. Motter, Y.-C. Lai, and F. C. Hoppensteadt, *Phys. Rev. Lett.* **91**, 014101 (2003).
 - [8] H. Hong, B. J. Kim, M. Y. Choi, and H. Park, *Phys. Rev. E* **69**, 067105 (2004).
 - [9] Y. Moreno and A. F. Pacheco, *Europhys. Lett.* **68**, 603 (2004).
 - [10] A. E. Motter, C. Zhou, and J. Kurths, *Phys. Rev. E* **71**, 016116 (2005).
 - [11] E. Oh, K. Rho, H. Hong, and B. Kahng, *Phys. Rev. E* **72**, 047101 (2005).
 - [12] L. Donetti, P. I. Hurtado, and M. A. Muñoz, *Phys. Rev. Lett.* **95**, 188701 (2005).
 - [13] M. Chavez, D.-U. Hwang, A. Amann, H. G. E. Hentschel, and S. Boccaletti, *Phys. Rev. Lett.* **94**, 218701 (2005).
 - [14] J. G. Restrepo, E. Ott, and B. R. Hunt, *Chaos* **16**, 015107 (2006).
 - [15] C. Zhou and J. Kurths, *Chaos* **16**, 015104 (2006).
 - [16] A. Arenas, A. Diaz-Guilera, and C. J. Perez-Vicente, *Phys. Rev. Lett.* **96**, 114102 (2006).
 - [17] J. Gómez-Gardeñes, Y. Moreno, and Alex Arenas, *Phys. Rev. Lett.* **98**, 034101 (2007).
 - [18] Y. Kuramoto, *Chemical Oscillations, Waves and Turbulence* (Springer-Verlag, Berlin, 1984).
 - [19] J. A. Acebron, L. L. Bonilla, C. J. Perez Vicente, F. Ritort, and R. Spigler, *Rev. Mod. Phys.* **77**, 137 (2005).
 - [20] L. M. Pecora and T. L. Carroll, *Phys. Rev. Lett.* **80**, 2109 (1998).
 - [21] N. G. Van Kampen, *Stochastic Processes in Physics and Chemistry* (North-Holland, Amsterdam, 1981).
 - [22] M. Girvan and M. E. J. Newman *PNAS* **99**, 7821 (2002).