

# Isolated Non-Equilibrium Systems in Contact

Yair Shokef<sup>1</sup>, Gal Shulkind<sup>2</sup>, and Dov Levine<sup>2</sup>

<sup>1</sup>Department of Physics and Astronomy, University of Pennsylvania, Philadelphia, PA 19104, USA

<sup>2</sup>Department of Physics, Technion, Haifa 32000, Israel

(Dated: February 8, 2020)

We investigate a solvable model for energy conserving non-equilibrium steady states. The time-reversal asymmetry of the dynamics leads to the violation of detailed balance and to ergodicity breaking, as manifested by the presence of dynamically inaccessible states. Two such systems in contact do not reach the same effective temperature if standard definitions are used. However, we identify the effective temperature that controls energy flow. Although this operational temperature does reach a common value upon contact, the total entropy of the joint system can decrease.

PACS numbers: 05.70.Ln, 02.50.Ey, 45.70.-n

What happens when systems in non-equilibrium steady states are brought into contact? For equilibrium systems, applying the second law of thermodynamics requires the notion of closed or isolated systems, for which the total energy is fixed. When energy is allowed to flow between systems that are otherwise isolated from the environment, entropy maximization determines the final equilibrium state and leads to temperature equalization. It is not well understood what happens when systems in far from equilibrium steady states are connected and allowed to reach a mutual non-equilibrium steady state.

Typically, non-equilibrium steady states are realized in driven systems, receiving a perpetual energy supply which is removed by dissipation or contact to a thermal bath. These are clearly not isolated, making interpreting questions about contact between them more difficult. Nonetheless, one may question to what extent may non-equilibrium steady states be described by an effective temperature determining their properties [1].

The question of contact between far from equilibrium systems is motivated by striking differences between equilibrium systems and open, dissipative systems in contact, such as the breakdown of energy equipartition in driven granular gas mixtures [2]. Additionally, the direction of energy flow and possible equalization of effective temperatures are of particular relevance in attaching a thermometer to a non-equilibrium system [1, 3, 4, 5, 6].

Contact between driven dissipative systems differs from the equilibrium situation in two aspects: (i) the microscopic dynamics are irreversible, thus violating detailed balance (DB), and (ii) energy flows into the systems due to driving and out by dissipation [7]. As a first step toward obtaining a theoretical understanding of this complicated situation, we focus on the contact between isolated non-equilibrium systems undergoing microscopically irreversible but energy conserving dynamics [8].

In the first part of this Letter, we introduce and study a stochastic model for isolated systems which achieves a non-equilibrium steady state. The model exhibits non-ergodicity, as evidenced by the existence of a dynamics-induced hole of inaccessible states in configuration space.

This is a result of the DB violation, which we quantify by means of the total probability current. The system is furthermore characterized by moments of the energy distribution, which we relate to effective temperatures.

In the second part of this Letter, we consider contact between two such systems. For weak coupling between systems A and B, they affect each other only by partitioning energy between them [9], with the total energy  $E_A + E_B$  being strictly fixed. In this limit, our model satisfies the zeroth law of thermodynamics: if two systems are in mutual steady states with a third system, they will also be in a mutual steady state one with the other. This is not the case for open driven dissipative systems.

The various effective temperatures generally differ between the connected systems. We are able, however, to identify an effective operational temperature [5, 6] that determines energy flow and equalizes at contact. This operational temperature is a property of an individual system, and does not depend on the coupling details (as is the case for open systems [6]). This notwithstanding, in contrast to the second law of thermodynamics, entropy is not maximized upon contact.

Our model consists of  $N$  particles with non-zero energies  $e_i, g_{i \in N}$ , and is a modification of the open model of [10, 11]. At each time step three particles  $i \neq j \neq k$  in the system are chosen at random. The first two ( $i, j$ ) exchange energy "dissipatively" with a constant restitution coefficient  $0 \leq \alpha \leq 1$ , and the third ( $k$ ) receives the energy dissipated from them. The non-dissipated energy  $(e_i + e_j)$  is randomly redistributed between the first two. Thus, the particle energies after the interaction are:

$$\begin{aligned} e_i^0 &= z(e_i + e_j) \\ e_j^0 &= (1 - z)(e_i + e_j) \\ e_k^0 &= e_k + (1 - \alpha)(e_i + e_j); \end{aligned} \quad (1)$$

where  $0 \leq z \leq 1$  is drawn randomly at every interaction from a uniform distribution, and the energies of all other particles in the system remain unchanged. We note that when  $\alpha = 1$ , the system is in equilibrium. For  $\alpha < 1$ , although the total energy in an isolated system  $E =$

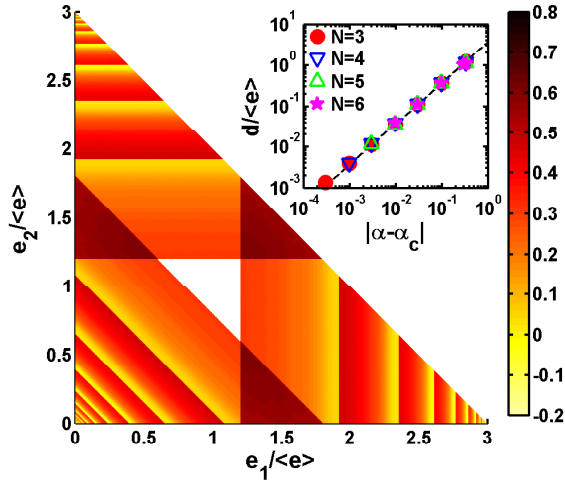


FIG. 1: (Color online) Configuration space occupation for  $N = 3$ ,  $\alpha = 0.6$ . Colorbar indicates the log of the occupation probability density. The triangular hole in the middle corresponds to inaccessible states. Inset: Distance to equal energy state. Dashed line is the theoretical prediction of Eq. (2).

$\sum_{i=1}^N e_i$  remains exactly constant, its steady state is far from equilibrium because of the time-reversal asymmetry of the dynamics. We shall demonstrate this through the system's non-ergodicity and DB violation [12].

Non-ergodicity appears for  $\alpha < \frac{2}{3}$ , when not all energetically allowed states are dynamically accessible. If the system starts in an inaccessible state, the dynamics will never return it there. Nonetheless, all accessible states are dynamically connected: the system can evolve with time between any two of them, and ensemble averages coincide with time averages. For simplicity of visualization, we first consider a system of  $N = 3$  particles. For  $\alpha = 1$  our model is equivalent to an equilibrium system with a single particle density of states (DOS) [14], and we observe a uniform occupation of the constant energy surface in configuration space. For  $\alpha < 1$  we find numerically a non-uniform occupation of configuration space. This alone does not imply non-equilibrium behavior in the absence of a DOS (or phase space measure) for non-Hamiltonian dynamics [14]. For  $\alpha$  beneath the critical value  $\alpha_c = 2/3$ , a region of dynamically inaccessible states appears (see Fig. 1), which may not be explained by a DOS. This is seen if the system is coupled to a reservoir, when these states become accessible and populated. As  $\alpha$  decreases, the inaccessible states take over more of configuration space, until at the maximally dissipative limit ( $\alpha = 0$ ) the only occupied states are with a single particle holding all the system's energy.

We now calculate the threshold in  $\alpha$  for the existence of inaccessible states. As  $\alpha$  is decreased below  $\alpha_c$ , the first state to become inaccessible is that where all particles have equal energies. For still smaller values of  $\alpha$ , the inaccessible region grows around this equal en-

ergy state. For  $N = 3$  we substitute the initial energies  $e_1^0 = e_2^0 = e_3^0 = \frac{E}{N}$  in Eq. (1), and see that the energy of the third particle prior to the last interaction had to be  $e_k = 3 - \frac{2}{3} \frac{E}{N}$ . All particle energies remain positive by the dynamics, hence in order for this  $e_k$  to be positive,  $\alpha$  must be larger than  $\alpha_c = \frac{2}{3}$ . We therefore conclude that when  $\alpha < \alpha_c$  the state  $e_1 = e_2 = e_3$  may not be reached by the dynamics, although it is energetically allowed. For  $N > 3$  we similarly check what is the initial state required for the system to reach  $e_1^0 = \dots = e_N^0 = \frac{E}{N}$  after a single interaction. Again, Eq. (1) implies that the energy of particle  $k$  before the interaction should be  $e_k = 3 - \frac{2}{3} \frac{E}{N}$ , leading to the same relation as above. We therefore conclude that an isolated system has dynamically inaccessible states for  $\alpha < \alpha_c = \frac{2}{3}$ , irrespective of the number of particles in the system.

To compute the size of the inaccessible hole in configuration space, we note that for  $\alpha < \alpha_c$  the accessible state closest to the inaccessible equal energy state is that obtained from the pre-collisional state with  $e_k = 0, e_i + e_j = 3\frac{E}{N}$ , and all other particles having energy  $\frac{E}{N}$ . The interaction then brings the system to  $e_i = e_j = \frac{3}{2}\frac{E}{N}$ ,  $e_k = 3(1 - \alpha)\frac{E}{N}$ . This is the nearest the system can get to the equal energy state, as measured by the distance:

$$d = \sqrt{\sum_{i=1}^N (e_i - \frac{E}{N})^2} = \sqrt{\frac{1}{2} \left( \frac{3}{2} \frac{E}{N} - \frac{E}{N} \right)^2 + \left( 3(1 - \alpha) \frac{E}{N} - \frac{E}{N} \right)^2} = \frac{E}{N} \sqrt{\frac{1}{2} + 4(1 - \alpha)^2} \quad (2)$$

The inset to Fig. 1 verifies this form for the minimal distance to the equal energy state for general  $N$ .

Our dynamics are time-reversal asymmetric, and it is of interest to quantify the resulting breakdown of DB, which may serve as a measure of how far a system is from equilibrium. To this end, we consider a single particle in a large isolated system. Fig. 2 depicts the particle's steady state transition rates  $R(e; e^0)$  from a region  $\mathcal{C}$  around  $e$  to a region  $\mathcal{C}^0$  around  $e^0$ . In equilibrium these rates are symmetric irrespective of the DOS, that

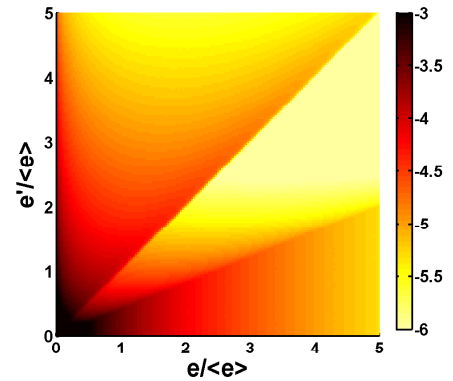


FIG. 2: (Color online) Transition rates  $R(e; e^0)$  of a single particle from energy  $e$  to energy  $e^0$  for  $\alpha = 0.4$ . Colorbar indicates the log of the transition rate.

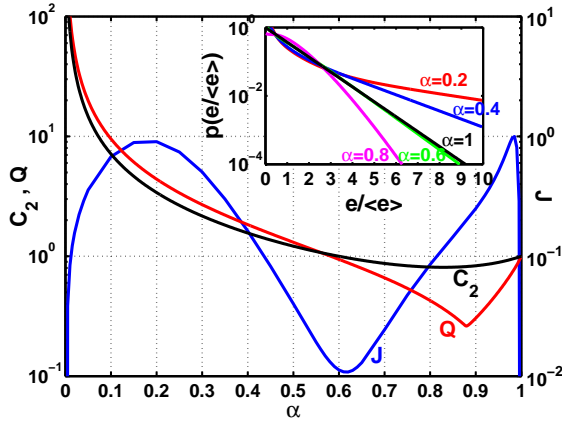


FIG. 3: (Color online) Total probability current  $J$ , normalized second moment  $C_2$ , and tail decay constant  $Q$  vs restitution coefficient  $\alpha$ . Inset: Single particle energy distributions.

is  $R(e;e^0) = R(e^0;e)$  for any pair of energies [15]. In our case,  $R(e;e^0) \neq R(e^0;e)$ , and we quantify the overall DB violation by the total probability current defined as [6],

$$J = \int_{-\infty}^{\infty} [R(e;e^0) - R(e^0;e)]^2 de^0. \quad (3)$$

$J$  is zero for the two limiting cases where DB does hold: the equilibrium limit  $\alpha = 1$  and the singular limit  $\alpha = 0$  (where transition rates between the extreme states of a single particle possessing all the energy are symmetric). Fig. 3 shows that  $J$  exhibits two peaks with a minimal DB violation around  $\alpha \approx 0.6$  [17].

Interestingly, the single particle energy distribution  $p(e)$  exhibits minimal deviation from the Boltzmann distribution around  $\alpha \approx 0.6$  as well. We use the procedure described in [10, 11] to calculate  $p(e)$  in terms of all its moments  $he^n i$ , and find that each normalized moment  $C_n = \frac{he^n i}{n! he i^n}$  may be expressed in terms of lower moments:

$$C_n = \frac{1}{2(1 - K_n)} \sum_{m=1}^{n-1} K_n^{n-m} C_m C_{n-m} + \sum_{m=1}^{n-1} (1 - f)^m C_n C_m C_{n-m} C; \quad (4)$$

with  $K_n = \frac{2}{n+1} + (1-f)^n$ . The resulting distributions for different values of  $\alpha$  have exponential high energy tails with different decay constants (see inset to Fig. 3), but share the same first moment  $he i$ . As in [11], we characterize the distribution's high energy tail by ratios of succeeding high order moments. For a distribution with a  $p(e) \sim \exp(-e/Q)$  tail, as  $n \rightarrow \infty$ , one has  $C_n = C_{n-1}! Q$  with  $Q$  finite. By iterating Eq. (4) we find that  $C_n = C_{n-1}$  reaches a constant value which switches from  $> 1$  to  $< 1$  at  $\alpha \approx 0.58$  (see Fig. 3).

A measure for deviation from exponential behavior at

moderate energies is the normalized second moment

$$C_2 = \frac{he^2 i}{2he i^2} = \frac{9}{12} \frac{12 + 5^2}{10^2}; \quad (5)$$

which at  $\alpha \approx 0.6$  switches from  $> 1$  to  $< 1$ . For this model  $C_2$  may be shown to be the ratio of two effective temperatures in the system  $C_2 = T_{FD} = T_G$  [10, 11, 18]: the fluctuation-dissipation temperature  $T_{FD}$  scales fluctuations around the steady state to corresponding response functions, while the granular temperature  $T_G$  measures the average energy per degree of freedom.

We now consider thermal contact between two systems, A and B, comprised of particles of different types. We assume the non-equilibrium dynamics defined in Eq. (1) with a restitution coefficient depending on the species of the first two particles ( $i, j$ ) in each interaction. For example, when an A particle collides with a B particle, the restitution coefficient is  $\alpha_{AB}$  irrespective of the type of particle  $k$  receiving the dissipated energy. The system is thus characterized by the restitution coefficients  $\alpha_{AA}$ ,  $\alpha_{BB}$ , and  $\alpha_{AB}$  (we assume  $\alpha_{BA} = \alpha_{AB}$ ).

We define a dimensionless coupling strength  $f$  between the systems, so that  $f = 0$  corresponds to no contact and  $f = 1$  to intimate contact as in a homogeneous mixture. We assume the two systems have the same number of particles  $N$  and exhibit the same interaction rate per particle. Therefore, of the eight possible ways to choose three particles from the two systems, each of the six inter-system interactions ( $AAB, ABA, ABB, BAA, BAB, BBA$ ) occur with probability  $f/8$ , and each of the two intra-system interactions ( $AAA, BBB$ ) with probability  $(4 - 3f)/8$ . We solve the model for general  $f$  and concentrate here on the weak coupling limit  $0 < f \ll 1$ .

Averaging the energy transfers between the systems, we find that in steady state the average energy per degree of freedom is generally not equipartitioned between the systems, but rather

$$\frac{T_G(A)}{T_G(B)} = \frac{he_A i}{he_B i} = \frac{2}{2} \frac{\alpha_{BB}}{\alpha_{AA}}; \quad (6)$$

This partition does not depend on the coupling strength  $f$  nor on the inter-system restitution coefficient  $\alpha_{AB}$ .

For general coupling, the fluctuation-dissipation temperatures in each of the two systems in contact may be calculated and shown to depend on the coupling details ( $f$  and  $\alpha_{AB}$ ). In the weak coupling limit the contact affects only the partitioning of energy between the systems and not the normalized energy distributions within each of them. Therefore, in each system  $T_{FD}$  may be evaluated from  $T_G$  by Eq. (5) and using  $C_2 = T_{FD} = T_G$ .

$T_G$  and  $T_{FD}$  do not behave as thermodynamic temperatures since they do not equalize upon contact. However, noting Eq. (6) we identify the operational temperature [3, 6] of our model as  $T_0 = (2/he i)$ : heat flows from the system of high  $T_0$  to the one with low  $T_0$  until eventually  $T_0$  equalizes across the systems. Due to the energetic

isolation of our model,  $T_0$  is defined for the individual systems and, unlike open systems [6], depends only on the system's properties and not on the contact details.

In equilibrium, temperature equalization reflects the more fundamental entropy maximization. The equalization of an effective temperature  $T_0$  does not necessarily imply that entropy is maximized here. Therefore, we now test the second law of thermodynamics and consider what happens to the total entropy of two systems when they are connected. We begin with disconnected systems of different types of particles ( $A \notin B$ ), each in its own isolated steady state, with some partitioning of energy between them. We then connect the two and allow them to reach a mutual steady state. At this time, we disconnect them and wait for each one to reach its new steady state. Long after they are disconnected, the effect of the contact is to have repartitioned the energy without modifying the normalized energy distributions in each of the systems, and each system's total energy is its only energy scale. We may therefore write the multiparticle energy distributions in the systems as [11]

$$p_A(e_1; \dots; e_N) = (E_A)^{-N} \cdot \frac{e_1}{E_A}; \dots; \frac{e_N}{E_A}; \quad A A$$

$$p_B(e_1; \dots; e_N) = (E_B)^{-N} \cdot \frac{e_1}{E_B}; \dots; \frac{e_N}{E_B}; \quad B B \quad (7)$$

with  $\cdot$  a dimensionless function of the dimensionless energies  $fe_i = E g$  and the dimensionless model parameters ( $R_A$  and  $R_B$  in this case). The system's entropies  $S$

$p(e_1; \dots; e_N) \ln p(e_1; \dots; e_N) de_1 \dots de_N$  scale as  $S_A = N \ln(E_A) + \text{const}$ ,  $S_B = N \ln(E_B) + \text{const}$  [11], with the additive constants depending only on the normalized energy distribution within each system and not on the way energy is partitioned between the systems, that is, only on  $A A$  and  $B B$  but not on  $E_A$  and  $E_B$ .

When the systems are disconnected entropy is unquestionably additive. Therefore, these expressions for the entropy imply that equipartition of energy between the systems would maximize the total entropy. Since, however, the dynamics leads to  $E_A \notin E_B$  [see Eq. (6)], we conclude that entropy is not maximized upon contact. In particular, if two systems of equal energy per degree of freedom are connected, their entropy will decrease. That is, unlike the equilibrium case, the second law of thermodynamics does not hold and entropy may decrease rather than increase when a constraint is removed.

In conclusion, we have characterized non-equilibrium steady states of an energy conserving model, and investigated what happens when two such systems are brought into thermal contact. Although effective temperatures generally do not equalize, we identified an operational temperature which determines heat flow, ultimately reaching a common value when mutual steady state is achieved. Moreover, we demonstrated explicitly that the total entropy may decrease when two such systems are allowed to exchange energy.

We thank Robert Dorfman, Yariv Kafri, Andrea Liu, Alexander Lobkovsky and Fred Mockintosh for helpful discussions. This work was supported by Grant No. 660/05 of the Israel Science Foundation, the Fund for the Promotion of Research at the Technion, and NSF MRSEC program under DMR 05-20020.

---

Formerly: Srebro

- [1] D. Jou and J. Casas-Vazquez, Phys. Rev. A 45, 8371 (1992); J. Casas-Vazquez and D. Jou, Phys. Rev. E 49, 1040 (1994); L.F. Cugliandolo, J. Kurchan, and L. Peliti, Phys. Rev. E 55, 3898 (1997); A. Garriga and F. Ritort, Eur. Phys. J. B 20, 105 (2001); J. Casas-Vazquez and D. Jou, Rep. Prog. Phys. 66, 1937 (2003); N. Xu and C.S. O'Hern, Phys. Rev. Lett. 94, 055701 (2005); T. Danino and A.J. Liu (private communication).
- [2] R.D. Workman and D.J. Parker, Phys. Rev. Lett. 88, 064301 (2002); K. Feitosa and N. Menon, Phys. Rev. Lett. 88, 198301 (2002); A. Barrat and E. Trizac, Granular Matter 4, 57 (2002).
- [3] A. Baranyai, Phys. Rev. E 61, R3306 (2000).
- [4] A. Garriga and F. Ritort, Eur. Phys. J. B 21, 115 (2001).
- [5] L. Berthier and J.L. Barrat, Phys. Rev. Lett. 89, 095702 (2002).
- [6] T. Hatano and D. Jou, Phys. Rev. E 67, 026121 (2003).
- [7] For modifications in the thermodynamics and statistical mechanics of dissipative systems due to energy flows through them see: Y. Oono and M. Paniconi, Prog. Theor. Phys. Suppl. 130, 29 (1998); T. Hatano and S. Sasa, Phys. Rev. Lett. 86, 3463 (2001); T. Harada and S. Sasa, Phys. Rev. Lett. 95, 130602 (2005).
- [8] One may alternatively consider the transfer of particles instead of energy and investigate systems with a fixed number of particles; see e.g. H. Hirsch and E. Frey, Phys. Rev. Lett. 97, 095701 (2006).
- [9] If the coupling is not weak the energy distributions in the systems are modified.
- [10] Y. Srebro and D. Levine, Phys. Rev. Lett. 93, 240601 (2004).
- [11] Y. Shokef and D. Levine, Phys. Rev. E 74, 051111 (2006).
- [12] These do not show up, for example, in the energy conserving model introduced in [13], which was shown to be effectively in equilibrium [14].
- [13] E. Bertin, O. Dauchot, and M. Droz, Phys. Rev. Lett. 93, 230601 (2004).
- [14] Y. Srebro and D. Levine, Phys. Rev. Lett. 94, 208901 (2005).
- [15] We scale time so that  $\int R(e; e^0) de = 1$ ; The transition rate  $R(e; e^0)$  from  $e$  to  $e^0$  should not be confused with the conditional probability per unit time  $W(e; e^0)$  for a transition to  $e^0$  given that the system is at  $e$  [in steady state these are related by  $R(e; e^0) = W(e; e^0)p(e)$ ].
- [16] R.K.P. Zia and B. Schmittmann, J. Phys. A: Math. Gen. 39, L407 (2006).
- [17] The system is not effectively in equilibrium at  $\theta = 0$  as the  $10^{-2}$  value of  $J$  there is significantly larger than the numerical noise of  $4 \cdot 10^6$  observed at  $\theta = 1$ .
- [18] Y. Shokef, G. Bunin, and D. Levine, Phys. Rev. E 73, 046132 (2006).