

# Clustering of solutions in hard satisfiability problems

John Ardelius

*SICS Swedish Institute of Computer Science AB  
P. O. Box 1263  
SE-16429 Kista, Sweden*

Erik Aurell

*Dept. Computational Biology  
KTH – Royal Institute of Technology  
AlbaNova University Center  
SE-106 91 Stockholm, Sweden*

Supriya Krishnamurthy

*Dept Information Technology and Communication  
KTH – Royal Institute of Technology  
Forum 105  
SE-164 40 Kista, Sweden  
(Dated: July 13, 2018)*

We study the structure of the solution space and behavior of local search methods on random 3-SAT problems close to the SAT/UNSAT transition. Using the overlap measure of similarity between different solutions found on the same problem instance we show that the solution space is shrinking as a function of  $\alpha$ . We consider chains of satisfiability problems, where clauses are added sequentially. In each such chain, the overlap distribution is first smooth, and then develops a tiered structure, indicating that the solutions are found in well separated clusters. On chains of not too large instances, all solutions are eventually observed to be in only one small cluster before vanishing. This condensation transition point is estimated to be  $\alpha_c = 4.26$ . The transition approximately obeys finite-size scaling with an apparent critical exponent of about 1.7. We compare the solutions found by a local heuristic, ASAT, and the Survey Propagation algorithm up to  $\alpha_c$ .

PACS numbers: 02.70.-c, 05.40.-a, 64.60.Cn, 89.20.Ff

## I. INTRODUCTION

Constraint satisfiability problems (CSPs) are ubiquitous in application areas such as planning, scheduling, product configuration, automated electronic design and more [14, 18]. From the theoretical point of view, a problem's computational difficulty is determined by embedding it in a family of similar problems of increasing size. If an algorithm is known and the run-time grows at most polynomially in the size of the problem, problems belong to the class P and are considered (relatively) easy. For CSPs that belong to the hardest class of NP-complete problems, supposedly no such algorithm can be found [10].

The subject of this investigation is a benchmark CSP, the random  $k$ -satisfiability, or random KSAT, problem. As described below in section II, in KSAT  $M$  propositions in  $N$  logical variables are given, each depending on  $k$  variables, and the propositions, or clauses, all have to be satisfied simultaneously. There is a close relation between random KSAT and dilute spin glasses, where the “energy” of a configuration is the number of unsatisfied clauses. The models are dilute because the number of interactions each variable has with other variables is Poisson distributed with finite mean, i.e., generally finite (on a large enough problem), and “spin glass-like” because the clauses are random, so there is a large amount of frustration. This has received extensive attention from statistical physicists over more than ten years [13, 16, 23, 26]. The direct analogy of the random KSAT problem is then whether the spin glass model has a ground state of energy zero, i.e. no violated constraints.

Deterministic algorithms to solve a CSP will definitely find a solution if there is one, and will answer in a finite time that no solution exists, if that is the case. A prime example is the DPLL algorithm [11]. Simpler procedures, called heuristics or stochastic local search algorithms, typically find a solution considerably faster, but may not always find a solution, although one is there. Several heuristics can be considered non-equilibrium relaxation processes in an associated spin glass model [6, 31]. RandomWalksat, the algorithm introduced by Papadimitriou [27], walks in a flat landscape, where all non-solutions are treated equally, while Walksat [1, 30], Focused Metropolis Search (FMS) [29] and Average SAT (ASAT) [4] are sensitive, in different ways, to the number of violated constraints.

A main prediction of statistical physics on random KSAT problems has been the existence of a clustering transition below the SAT/UNSAT transition, a picture which has passed through several refinements. In the original version the

set of solutions was predicted to be connected in a single cluster below a threshold which for 3SAT is at about 3.9 [7]. Above this threshold the set of solutions was supposed to break up into a large set of smaller clusters. This scenario has been proven rigorously for  $K \geq 8$  [21], with the transition value only however determined approximatively. In a recent contribution it has been argued that that for  $K$  equal to four or higher, the previously determined clustering threshold is but one in a series more complex transformations [17].

It has been believed that different clusters of solutions and different local minima of the number of unsatisfied clauses are separated by extensive barriers. This has not so far been shown rigorously or by systematic arguments from spin glass theory. If however this rather natural assumption would be true, then one would expect that local heuristics have difficulties beyond the clustering transition, leaving the interval up to the SAT/UNSAT transition to more sophisticated non-local algorithms such as Survey Propagation [20, 23, 24]. Numerical experiments have however showed that some heuristics actually work linearly on average well beyond all so far predicted clustering transitions on 3SAT [4, 5, 29].

In this paper we present numerical evidence that a “cluster condensation” transition occurs in random 3SAT, and determine its value to be approximately 4.26. We cannot exclude that the location in fact coincides with the SAT/UNSAT transition at 4.267. The transition approximately obeys finite-size scaling, with an apparent critical exponent of about 1.7.

This paper is structured as follows: in section II we present the KSAT problem in a little more detail, and review some solving techniques for satisfiability problems. In section III we investigate the clustering transition, and compare the solutions found by the ASAT heuristic with those found by the Survey Propagation algorithm. In section IV we discuss the practical and theoretical significance of our results.

## II. THE RANDOM $k$ -SATISFIABILITY PROBLEM AND HEURISTICS

### A. The SAT problem

The satisfiability problem (SAT) is a central problem in theoretical as well as practical computer science. It is the problem of assigning values to  $N$  binary variables,  $x \in \{0, 1\}$ , given  $M$  constraints. Each constraint specifies preferred values for  $K$  of the variables and is said to be *satisfied* if at least one variable equals its specification. The whole problem is said to be satisfied if all constraints are.

SAT problems belongs to the class of NP-complete problems which means that no known algorithm is able to solve a worst case instance in time polynomial in system size. Since worst case analysis is hard, and may not be relevant to the typical behavior, one is often also interested in how well a certain method performs on a ensemble of *random* instances of the problem. That is, given  $N$  variables construct  $M$  constraints each containing  $K$  randomly chosen variables with random specified values  $\{0, 1\}$ . This problem is known as *random K-SAT*, it is NP-complete when  $K$  is three or greater, and is the problem studied in this paper.

Random K-SAT has been shown to display a *phase transition* when varying the ratio of the number of constraints to the number of variables  $\alpha = \frac{M}{N}$  [16, 25]. Below the transition a generic instance is with high probability (that is with 100% certainty when  $M, N \rightarrow \infty$ ) satisfiable, and above it its not. This fact, which extends also to other random CSPs such as coloring, has given the problem great attention from the theoretical physics community. Methods from physics have also predicted a second transition, below the SAT/UNSAT one, where the solutions are beginning to cluster into distinct region of the state space. This divides the SAT region into a EASY and HARD region. Lately even more transitions which divides these phases even further have been suggested [17, 22]. The exact locations of the these clustering transition points on 3SAT and details of their nature are still open questions.

### B. SAT solving techniques

As discussed above, KSAT problems for  $K$  greater than two are NP-complete, and no algorithm with guaranteed preformance that does not grow very quickly in the size of the problem is likely to exist. Due to their great practical interest, algorithms on CSPs in NP-complete classes, have nevertheless been studied extensively, see [15] for a recent review.

In parallel to deterministic algorithms (with exponential worst-case behaviour), there are well-performing non-deterministic algorithms, or *heuristics*. The currently best achieving methods for random K-SAT (and some other satisfiability problems) are either message-passing based (Belief Propagation (BP), Survey Propagation (SP)) or local search methods (walksat, FMS, ASAT). The former use structured iterations of guesses (beliefs) between variables in order to reduce the space of possible configurations in the search. The latter use only local information together with some target function as a guide in configuration space. Currently, the hardest instances of random 3SAT that can be

solved with Survey Propagation have a clause to variable ratio of 4.25 [8, 23, 24], while the best local search methods solve problems up to at least 4.21 [4, 29] in linear time, on the average.

There are no a priori theoretical reasons known to us why either message-passing or local search heuristics (or both) cannot be pushed beyond their current bounds. Indeed, it is well known that vanilla-flavored SP can be improved by backtracking in the decimation step [28].

### III. THE OVERLAP DISTRIBUTION AND THE CHAIN METHOD

The overlap between two configurations  $S^i = [s_1^i \dots s_n^i]$  and  $S^j = [s_1^j \dots s_n^j]$  is

$$d(i, j) \equiv \sum_{k=0}^N \delta(s_k^i, s_k^j) \quad (1)$$

In this section we will study the overlaps between a finite number  $L$  of solutions found on one instance of 3SAT problem.  $L$  will most of the time be less or much less than  $N$ , the number of variables, so that the mutual overlaps can be arranged in an *overlap matrix*:

$$D = \begin{pmatrix} N & d(1, 2) & d(1, 3) & \dots & d(1, L) \\ d(2, 1) & N & d(2, 3) & \dots & d(2, L) \\ d(3, 1) & d(3, 2) & N & \dots & d(3, L) \\ \vdots & \vdots & \vdots & \vdots & \vdots \\ d(L, 1) & d(L, 2) & d(L, 3) & \dots & N \end{pmatrix} \quad (2)$$

The sorted set of all unique distances (self overlaps left out) gives a characteristic sample of the distribution of overlaps between solutions found by a particular random algorithm on this instance. The solutions are found using ASAT [4] with all starting configurations chosen independently and randomly.

To examine how the overlap distribution changes with the number of constraints in the problem one starts with a problem instance without any constraints ( $\alpha = 0$ ). The distribution of overlaps in  $D_{\alpha=0}$  are then trivially found to be randomly distributed around  $N/2$ . That is, there are no correlations between different solutions. One then adds constraints one at the time until no solutions can be found, and thereby generate a chain of instances:

$$\mathcal{C} = [\mathcal{I}_{\alpha=0}, \dots, \mathcal{I}_{\alpha=\alpha_{max}}] \quad (3)$$

Let us note that the achievable  $\alpha_{max}$  depends on the algorithm, the size of the problem and the chain. We will first study the overlap distribution in one chain, and then compare different chains, and how their properties change with  $N$ .

The first property to study is the average of the overlaps between solutions. Fig. 1 a) shows one chain with  $N = 2000$  variables and  $L = 40$  solutions found on each instance. The average clearly increases with  $\alpha$ , first smoothly to about 70%, and then sharply to above 90%. Fig. 1 b) further shows the variance of the overlaps. This quantity first also increases, but then eventually decreases to zero. Taken together, these data imply that the overlap distribution starting from  $\alpha = 3.7$  is first fairly concentrated at a value of about two thirds, then develops a fraction of large overlaps, so that both the average and the variance increases, and finally all concentrates into the large overlap phase.

A more detailed picture is obtained by plotting directly the overlap distribution in a chain. Fig 2 shows that indeed the distribution starts out fairly concentrated, then grows both higher on average (solutions closer together on average) and also steeper (some solutions much more similar). At around 4.25 an interesting transition takes place, where some solutions remain far apart, some are found much closer. At the last value investigated, pairs of solutions are apparently either quite close (overlap above 90%) or fairly far apart (overlap around 60%).

The overlap plot of figure 2 do not distinguish between whether there is only one cluster where all high overlap solutions are found or a set of clusters. Two possible scenarios that would generate a curve like the one for  $\alpha = 4.3$  are:

1. Most of the solutions are found in a small region of the state space. The rest are found randomly distributed.
2. All solutions are found in small but separate regions. Few solutions are randomly distributed.

In trying to distinguish between the one and many cluster scenarios one can use some kind of clustering detection algorithm. We used a simple algorithm described in pseudo code in the following listing.

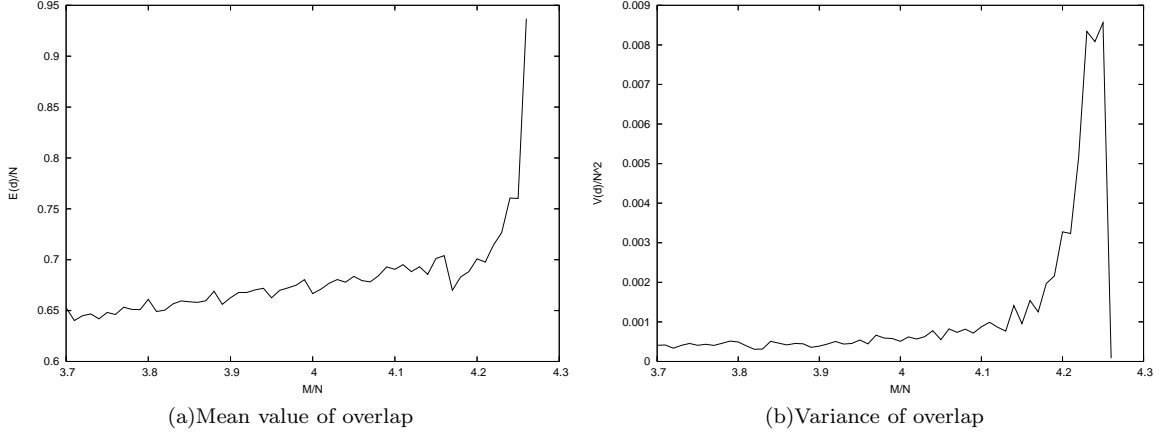


FIG. 1: The mean value and the variance of the overlaps for one chain from  $\alpha = 3.7$  to  $\alpha = 4.3$ .  $N=2000$  variables.

```

1  For a given instance generate n solutions
2
3  for radius = 0 to N/2
4      rings = 0
5      for i = 0 to n
6          if solution(i) is not inside a ring
7              place a ring with radius centered on solution(i)
8              rings = rings + 1
9          else
10             solution(i) belongs to the covering ring
11         end
12     plot rings vs. radius
13 end
14 end

```

This will count the number of rings with radius  $r$  that is needed to cover the whole set of solutions. The result of the algorithm for values around the clustering transition ( $\alpha = 4.3, 4.25$  and  $4.2$ ) for the same instances as in fig 2 are depicted in fig 3.

Comparing the results for the three values of  $\alpha$  shows clearly that before the transition when increasing the radius of the rings a continuously growing number of solutions are covered. This indicates a (nearly) homogeneous density of solutions in the interval from  $0.1N$  to  $0.3N$ . When increasing the number of constraints the number of rings needed decreases rapidly around  $r = 0.05N$  and only a few ( $\simeq 10$ ) rings with radius  $0.15N$  are required to cover the whole set. In the last instance, for  $\alpha = 4.3$ , the number of rings decreases very rapidly from  $\sim N$  to only 4 at radius  $0.05N$ . This indicates that with 4 rings, each covering about  $0.1N$  of the variables, the whole set of solutions can be covered, while only one ring is sufficient when the radius is  $\sim 0.35N$ . The natural interpretation is of course that in this example there are four different clusters with diameter  $0.1N$  which are separated by a distance of  $\sim 0.3N$ . Altogether, the cluster plots favor the second scenario sketched above. These facts could not be obtained by the overlap plots alone.

An important issue when trying to characterize a set of solutions from a finite sample is possible bias in the sampling method. We cannot answer this question definitely, but we can compare with other solution methods. To this end we have compared ASAT with the Survey Propagation (SP) method [23, 24]. SP, as a satisfiability solver, contains a deterministic step, where variables are eliminated incrementally based on clues from the Survey Propagation message-passing algorithm, which for KSAT can be viewed as Belief Propagation in a space of three values per variable (set 0, set 1, free) [9, 19]. This deterministic step is followed by a stochastic local search, by default Selman-Kautz-Cohen walksat [1, 30]. For our purposes, SP can therefore be thought of as practically a deterministic algorithm, since the solutions found after the stochastic local search typically have large overlap. Fig. 4 shows chains of overlaps between solutions found by SP and ASAT respectively, and two solutions found by ASAT. These figures suggest that the solution found by SP is typical with respect to the solutions found by ASAT, and hence that the set of solutions sampled by ASAT are relevant also for very different solution methods.

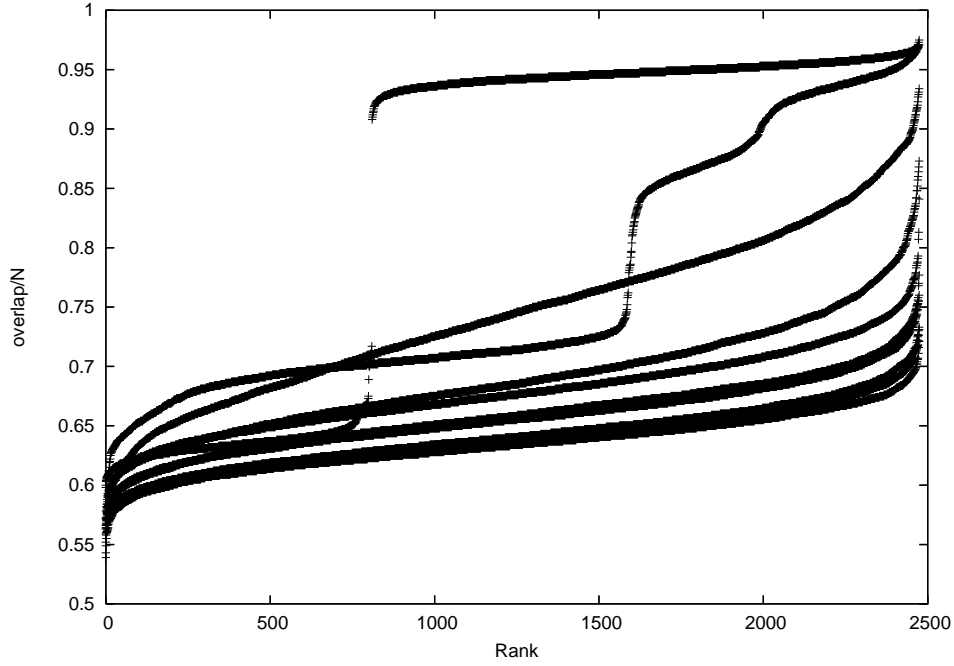


FIG. 2: Rank plot of the values of the overlap matrix  $D$  for  $\alpha = 3.5, 3.6, 3.7, 3.8, 3.9, 4.0, 4.1, 4.2, 4.25$  and  $4.3$ . Self-overlaps are left out. For low values of  $\alpha$ , the curves are continuously distributed around one mean value. When the number of constraints increases the distribution tends to spread out. Increasing  $\alpha$  even further results in a break-up of the distribution. The solutions found are then grouped together in clusters. The overlap of solutions in the same cluster is high ( $>0.9N$ ), while the overlap between solutions in different clusters is lower ( $\simeq 0.6N$ )

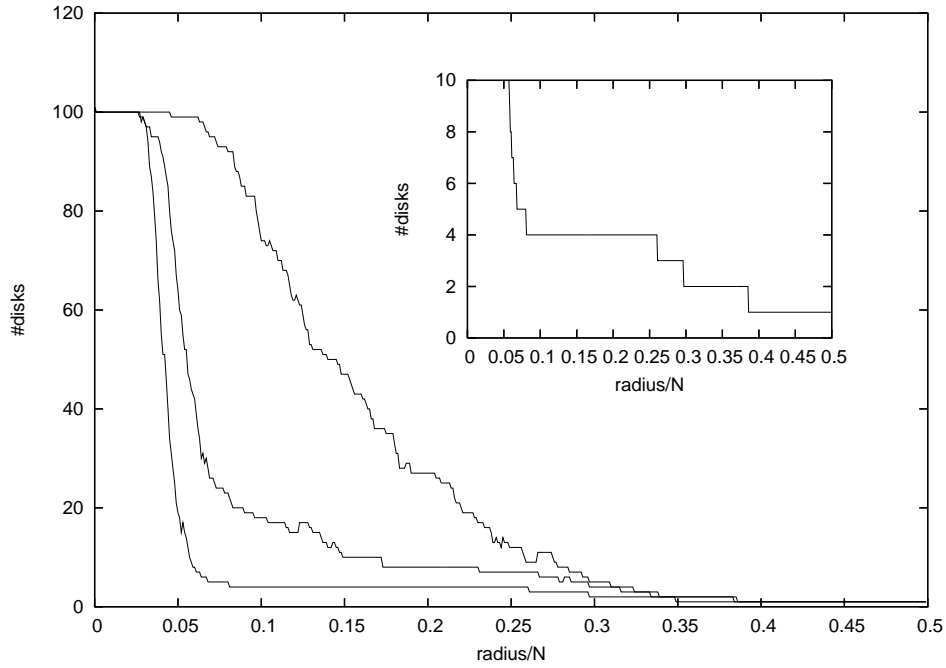


FIG. 3: The result of the clustering algorithm shows how many disks with given radius are required to cover the whole set of solutions. The three curves show this for  $\alpha = 4.2, 4.25$  and  $4.3$ . The small subplot is an enlargement of the curve for  $\alpha = 4.3$ .

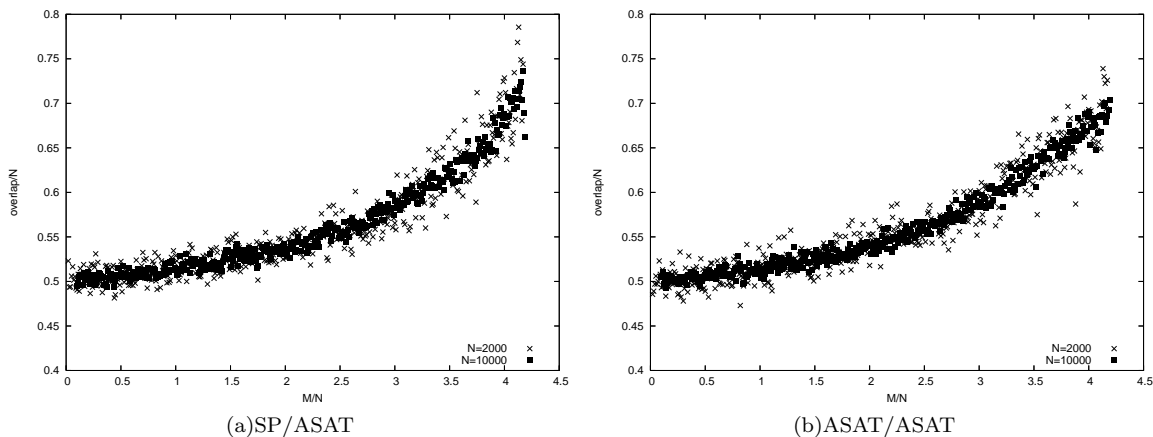


FIG. 4: The first plot shows overlap between a solution found by SP and one found by ASAT for  $\alpha = 0$  to 4.3. The other plot shows the overlaps between two different solutions found by ASAT on the same instance. The number of variables are 2000 and 10000 in both cases.

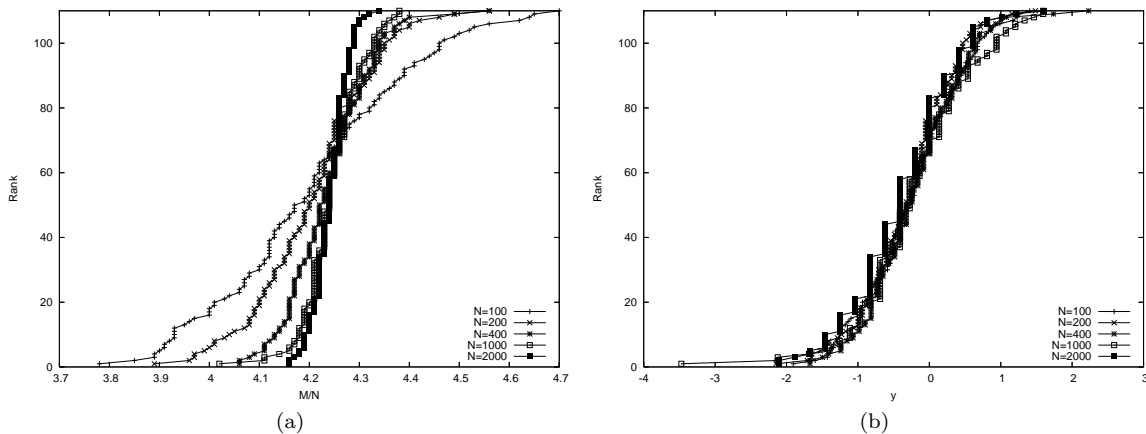


FIG. 5: (a) For each chain the point in  $\alpha$  where the smallest overlap in the overlap matrix is above  $0.8N$  is marked for  $N=100, 200, 400, 1000$  and  $2000$  variables. 110 chains are used for each  $N$ . The point of the jump of each chain marks one point in the rank plot. The mean value of the  $N=2000$  curve is 4.245. (b) Finite size scaling applied to the same data. The best fit is achieved for  $\nu = 1.7$  and  $\alpha_\infty = 4.26$ . The ruggedness of the curves for large  $N$  is due to discretization in  $\alpha$ .

Finally, we turn to comparing clustering in different chains. The transition from a finite number of clusters to only one is relatively easy to characterize since the both the variance and the minimal value of the overlap matrix  $D$  change abruptly. Figure 5(a) shows a rank plot of the point where all solutions found have overlap more than  $0.8N$ . This value gets sharper with larger  $N$  which suggests that when  $N \rightarrow \infty$  a phase transition from several to one cluster takes place. Straight-forward finite-size scaling of the data gives a transition at  $\alpha = 4.26$  with a critical exponent of 1.7.

We note that these values are given for the chains that could be prolonged until the clustering transition. For some instances the average value increases to but does not reach  $0.7N$  until no more solutions are found by the algorithm, within the time cut-off used here. The number of instances that displays a transition before the time cutoff is shown in figure 6.

#### IV. CONCLUSION AND DISCUSSION

The claim that the geometry of the set of solutions to large random Constraint Satisfaction Problems is systematically different depending on the structure of the problem has received wide attention in both statistical physics and computer science [2, 3, 12, 13]. For random  $k$ -satisfiability problem, rigorous results exist for  $k \geq 8$ , new predictions have been recently made for  $k \geq 4$ , while the benchmark random 3SAT problem is now considered open from the

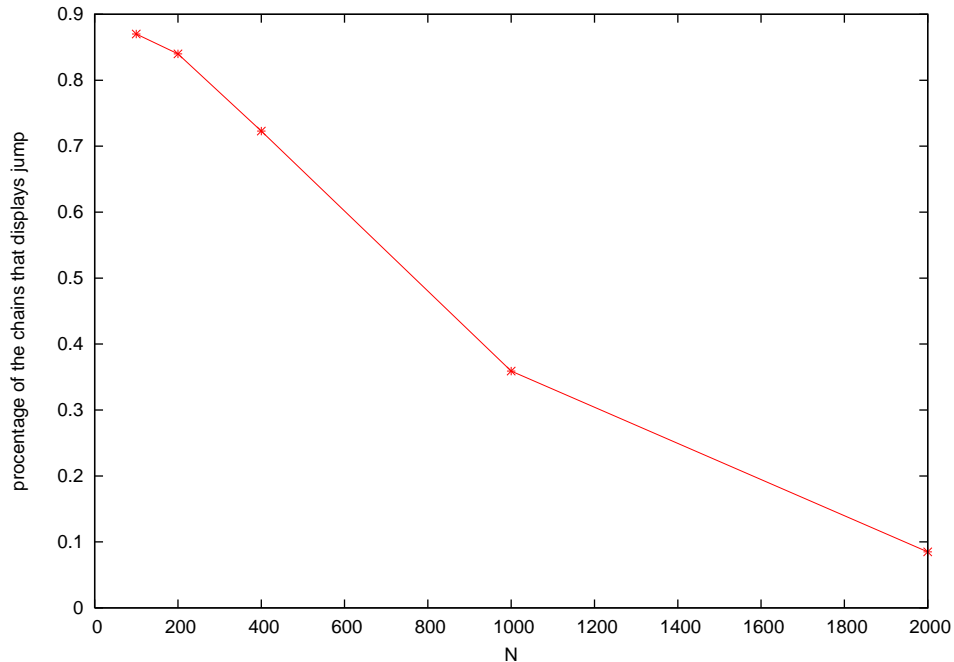


FIG. 6: The fraction of instances that display a condensation transition within the time cutoff.

theoretical point of view.

We have determined the clustering structure in numerical experiments, by solving many 3SAT instances of the same type many times with a simple stochastic local search procedure ASAT. This heuristic solves random 3SAT in linear time, on average, up to at least 4.21 clauses per variables, as we have shown previously [4]. For problem sizes of thousands and tens of thousands of variables it can also be readily used beyond the linear regime, up to around the satisfiability/unsatisfiability threshold at about  $\alpha_{cr} = 4.267$  clauses per variables.

We find that there is indeed a cluster condensation transition in the solutions found by ASAT at around 4.26, very close to  $\alpha_{cr}$ . The transition approximately obeys finite-size scaling, with an apparent critical exponent of about 1.7. We find indications of the fact that the space of solutions divides in several distinct clusters in some region below the transition, approximately between  $4.21 < \alpha < 4.26$ . We have also shown that the solutions found by ASAT are compatible with those found on the same problems by the Survey Propagation (SP) algorithm, in the sense that the solutions found by SP are not atypical with respect to the sets of solutions found by ASAT.

We conjecture that the absence of any (observable) clustering transition except very close to the satisfiability/unsatisfiability threshold is related to the surprising effectiveness of simple heuristics in solving large and hard random 3SAT problems, and perchance other random CSPs as well.

### Acknowledgment

This work was supported by the Swedish Research Council (E.A: and S.K) and through IST/FET project EVER-GROW by the European Union. We thank Mikko Alava, Petteri Kaski, Pekka Orponen and Sakari Seitz for many discussions, and Marc Mézard and Lenka Zdeborová for useful remarks.

- 
- [1] <http://www.cs.washington.edu/homes/kautz/walksat/>.
  - [2] *NP-Hardness and Phase Transitions: Special Issue of Theoretical Computer Science*, volume 265. Elsevier, 2001.
  - [3] D. Achlioptas, A. Naor, and Y. Peres. Rigorous location of phase transitions in hard optimization problems. *Nature*, 435:759–764, 2005.
  - [4] John Ardelius and Erik Aurell. Behavior of heuristics on large and hard satisfiability problems. *Phys Rev E*, 74, 2006.
  - [5] Erik Aurell, Uri Gordon, and Scott Kirkpatrick. Comparing beliefs, surveys and random walks. In *Eighteenth Annual Conference on Neural Information Processing Systems (NIPS 2004)*, 2004.

- [6] Wolfgang Barthel, Alexander K. Hartmann, and Martin Weigt. Solving satisfiability problems by fluctuations: The dynamics of stochastic local search algorithms. *Phys. Rev. E*, 67:066104, 2003.
- [7] Giulio Biroli, Remi Monasson, and Martin Weigt. A variational description of the ground state structure in random satisfiability problems. *Eur. Phys. J. B*, 14, 2000.
- [8] A. Braunstein, M. Mezard, and R. Zecchina. Survey propagation: an algorithm for satisfiability. *Random Structures and Algorithms*, 27:201.
- [9] Alfredo Braunstein and Riccardo Zecchina. Survey propagation as local equilibrium equations. *J. Stat. Mech. : Theory and Experiments (JSTAT)*, 2004.
- [10] Clay Mathematics Institute. The P versus NP problem, 2005.
- [11] Martin Davis, George Logemann, and Donald Loveland. A machine program for theorem proving. *Communications of the ACM*, 5, 1962.
- [12] Carla P. Gomes and Bart Selman. Computational science: Can get satisfaction. *Nature*, 435:751–752, 2005.
- [13] Alexander K. Hartmann and Martin Weigt. *Phase Transitions in Combinatorial Optimization Problems*. Wiley-VCH, 2001.
- [14] P. Van Hentenryck. *Constraint Satisfaction in Logic Programming*. The MIT Press, 1989.
- [15] Henry Kautz and Bart Selman. The state of sat. *Discrete Applied Mathematics*, 2007. In Press, Available online 3 January 2007.
- [16] Scott Kirkpatrick and Bart Selman. Critical behavior in the satisfiability of random boolean expressions. *Science*, 264:1297–1301, 1994.
- [17] Florent Krzakala, Andrea Montanari, Federico Ricci-Tersenghi, Guilhem Semerjian, and Lenka Zdeborova. Gibbs states and the set of solutions of random constraint satisfaction problems. *Proc Nat Acad Sci USA [submitted]*, 2007. cond-mat/0612365.
- [18] A.K. Mackworth. Consistency in networks of relations. *AI Journal*, pages 99–118, 1977.
- [19] Elitza Maneva, Elchanan Mossel, and Martin J. Wainwright. A new look at survey propagation and its generalizations. In *SODA '05: Proceedings of the sixteenth annual ACM-SIAM symposium on Discrete algorithms*, pages 1089–1098, Philadelphia, PA, USA, 2005. Society for Industrial and Applied Mathematics.
- [20] Stephan Mertens, Marc Mézard, and Riccardo Zecchina. Threshold values of random k-sat from the cavity method. *Random Structures and Algorithms*, 28:340–373, 2006.
- [21] M. Mezard, T. Mora, and R. Zecchina. Clustering of solutions in the random satisfiability problem. *Phys. Rev. Lett.*, 94:197205, 2005.
- [22] Marc Mézard, Matteo Palassini, and Olivier Rivoire. Landscape of solutions in constraint satisfaction problems. *Phys. Rev. Lett.*, 95, 2005.
- [23] Marc Mézard, Giorgio Parisi, and Riccardo Zecchina. Analytic and algorithmic solutions of random satisfiability problems. *Science*, 297:812–815, 2002.
- [24] Marc Mézard and Riccardo Zecchina. The random k-satisfiability problem: from an analytic solution to an efficient algorithm. *Physical Review E*, 66:056126, 2002.
- [25] D. Mitchell, B. Selman, and H. Levesque. Hard and easy distributions of sat problems. In *Proc. of Am. Assoc. for Artif. Intell. AAAI-92*, pages 456–465, 1992.
- [26] R. Monasson, R. Zecchina, S. Kirkpatrick, B. Selman, and L. Troyansky. Computational complexity from ‘characteristic’ phase transitions. *Nature*, 400:133–137, 1999.
- [27] Christos H. Papadimitriou. On selecting a satisfying truth assignment. In *Proceedings of the 32nd annual symposium on Foundations of computer science*, pages 163–169. IEEE Computer Society Press, 1991.
- [28] Giorgio Parisi. A backtracking survey propagation algorithm for k-satisfiability. 2003. cond-mat/0308510.
- [29] Sakari Seitz, Mikko Alva, and Pekka Orponen. Focused local search for random 3-satisfiability. *Journal of Statistical Mechanics: Th. & Expt*, page 06006, 2005.
- [30] Bart Selman, Henry Kautz, and Bram Cohen. Local search strategies for satisfiability testing. In *DIMACS Series in Discrete Mathematics and Theoretical Computer Science*, volume 26, 1996.
- [31] G. Semerjian and R. Monasson. Relaxation and metastability in the randomwalksat search procedure. *Phys. Rev. E*, 67:066103, 2003.