

Quantum Theory of Spontaneous Emission from Exciton-Electron-Phonon Complex in Solid: Quantum Interference and Many-Body Effect

Shi-Jie Xiong^{1,2}, and S. J. Xu^{2,y}

¹National Laboratory of Solid State Microstructures and Department of Physics, Nanjing University, Nanjing 210093, China

²Department of Physics and HKU-CAS Joint Laboratory on New Materials,
The University of Hong Kong, Pokfulam Road, Hong Kong, China

A full quantum mechanical theory for the spontaneous emission from excitons simultaneously coupled to electronic excitations and anharmonic phonons in solid is developed. Origin of detailed structures, such as zero-phonon line splitting, Fano lineshape near one phonon sideband, strong second-order phonon Stokes line, asymmetric phonon anti-Stokes lines, and two-electron satellites as well as their phonon replicas recently revealed in the low-temperature photoluminescence of ZnO, has been identified by quantitative calculations from the theory.

PACS numbers: 78.20.Bh, 03.65.Wj, 42.50.Hz, 78.55.Et

Exciton, a bound electron-hole pair which does not carry electric current but performs various correlated motion of electron and hole, is of fundamental importance in optical properties of solids.[1, 2, 3] Over 70 year development has made the exciton physics become a highly diversified field of science and is still being actively pursued in many directions since excitons have been found in all types of non-metallic solids as well as in certain rare earth metals. The interactions of excitons with each other and with other quasi-particles such as phonons drastically affect various aspects of the exciton related phenomena. Furthermore, the subject is intimately connected with many other fields of physics. For example, the neutral-donor-bound excitons in solids have been investigated as one of promising building blocks for future quantum computer.[4]

It has been well established that the coupling of excitons with phonons leads to the phonon sidebands in absorption or emission spectra which reflect frequencies of phonons and the coupling strength [5, 6]. On the other hand, interactions of excitons with electronic excitations can also be revealed by lineshapes and radiation frequencies in the photoemission spectra [7, 8, 9]. Theoretically, the influences of interactions of excitons with phononic and electronic excitations are usually treated separately by perturbation theories together with Green function technique [10, 11]. In such treatments the information on combined effects of different interactions, especially the possible quantum interference in spontaneous emissions, can not be correctly reflected and, as a result, it is almost impossible to reproduce the spectral features of emissions from excitons that are simultaneously coupled to surrounding electronic and phononic excitations in real solids [12].

In this Letter we develop an approach to calculate the spontaneous emission spectrum of excitons interacting with electrons and anharmonic phonons on the basis of exact solutions of excitonic many-body states. By this method the energy distributions of different excitations, the effect of quantum interference among com-

ponents, and the many-body effect in exciton-electron-phonon coupling systems, are taken into account on an equal footing. It is found that detailed spectral features can be quantitatively explained by the theory.

We consider one quantum system containing subsystems of exciton, phonon and electron. In uncoupled case they are expressed respectively by $H_{ex} = \sum_i \epsilon_i a^\dagger_i a_i$, $H_{ph} = \sum_i \hbar \omega_i b^\dagger_i b_i$, and $H_{el} = \sum_i \epsilon_i c^\dagger_i c_i$. Here, a , b , and c are annihilation operators for exciton, phonon, and electron at the i th level, respectively, while ϵ_i , $\hbar \omega_i$, and ϵ_i are their energies. The interactions of exciton with phononic and electronic excitations can be written as

$$H_I = a^\dagger a [V_1 (b_0^\dagger + b_0) + V_2 b_0^\dagger b_0^\dagger + V_3 (b_0^\dagger b_0^\dagger + b_0 b_0)] + \sum_{i,j} g_{i,j} c_i^\dagger c_j : \quad (1)$$

That is, the emergence of an exciton alters both potentials felt by electrons and by vibrations, respectively. For electron states the change of potential leads to violation of orthogonality expressed by matrix elements $g_{i,j}$. For phonons such violation may include anharmonic effect and is generally described by the linear element V_1 , the diagonal and off-diagonal quadratic elements V_2 and V_3 . It should be pointed out that the coupling strengths $g_{i,j}$ and $V_{1,2}$ can be tuned by the density of excitons, or by the power of optical pumping.

In the initial state after pumping an exciton, we are working in the Hilbert subspace with one exciton and operator $a^\dagger a$ can be replaced by 1. Thus, the phonon and electron parts in the Hamiltonian are decoupled. For the phonon part, we use the following orthogonal transformation

$$\begin{aligned} b_0 &= ub + vb^\dagger + w; \\ b_0^\dagger &= ub^\dagger + vb + w; \end{aligned} \quad (2)$$

where b and b^\dagger are annihilation and creation operators in the new representation obeying the boson commutation

rules if $u^2 + v^2 = 1$: In this representation the Hamiltonian is diagonalized when u , v and w satisfy equations

$$u_1 = \frac{r}{2r} \frac{p+r}{p+r}; v_1 = \frac{r}{2r} \frac{p-r}{p-r}; w_1 = \frac{V_1}{p+2V_3}; \quad (3)$$

where $p = h_0 + V_2$, $r = \frac{2}{p} \sqrt{4V_3^2}$, and $l =$ represents two irreducible sets of renormalized phonon states. The phonon Hamiltonian becomes

$$H_{ph}^0 = h_1 b_1^\dagger b_1 + E_1; \quad (4)$$

where

$$h_1 = \left(\frac{2}{p} \sqrt{4V_3^2} \right) r; \quad (5)$$

and

$$E_1 = \frac{V_1^2 (p + 3V_3)}{(p + 2V_3)^2} - \frac{p}{2} + \frac{2}{p} \frac{4V_3^2}{2r}; \quad (6)$$

The elements of transformation matrix between b_1 and b_0 representations denoted by

$$|l, n\rangle_0 = h_0 \frac{(b_1^\dagger)^n (b_0^\dagger)^{n^0}}{n! n^0!} |0\rangle_i \quad (7)$$

can be calculated by the iteration relation:

$$|l, n\rangle_0 = \frac{p}{n^0} |l, n-1\rangle_0 + \frac{p}{n^0} \frac{n+1}{n+1} |l, n+1\rangle_0 + \frac{w_1}{n^0} |l, n\rangle_0; \quad (8)$$

with a restriction condition

$$|l, n\rangle_0 = 0 \text{ for } n^0 < n; n < 0; \text{ or } n^0 < 0; \quad (9)$$

and an initial value $|l, 0\rangle_0$ determined by the normalization condition $\sum_j |l, 0, n^0\rangle_j^2 = 1$.

The electron Hamiltonian can also be diagonalized with an orthogonal transformation $c_i = \sum_{i^0} q_{ii^0} d_{i^0}$;

$$H_e^0 = \sum_i \frac{1}{2} \frac{0}{i} d_i^\dagger d_i; \quad (10)$$

where $\frac{0}{i}$ with $i = 1, 2, \dots$ are the renormalized electron levels. The elements q_{ii^0} and energies $\frac{0}{i}$ depend on f_{ig} and on fg_{ij} . Consider a general electron level structure including hydrogen-like donor levels and the empty conduction band described by

$$e_i = \frac{b}{i^2}; \text{ for } i \leq M; \quad e_i = (i - M - 1); \text{ for } i > M + 1; \quad (11)$$

where b is the binding energy of the hydrogen-like donor, e is the energy spacing in the conduction band, and M is the number of discrete levels. Considering that the

coupling strength is proportional to the overlapping of the wave functions, we adopt the following expression for the matrix elements

$$g_{i,j} = \begin{cases} g_1 (ij)^{-3/2}; & \text{for } i, j \leq M; \\ g_2 i^{-3/2}; & \text{for } i \leq M \text{ and } j > M; \end{cases} \quad (12)$$

where g_1 and g_2 are adjustable parameters describing the coupling strengths of a hydrogen-like state with another one and with a state in conduction band, respectively.

Finally the exciton-electron-phonon many-body wave functions can be written as

$$|i, l, n\rangle = \frac{a^y (b_1^\dagger)^n d_i^\dagger}{n!} |i\rangle; \quad (13)$$

where $|i\rangle$ denotes the vacuum and n is the number of phonons. This state has eigen energy

$$E_{i,l,n} = \epsilon_0 + E_1 + nh_1 + \frac{0}{i}; \quad (14)$$

The statistical distribution $F_{i,l,n}(k_B T)$ of $|i, l, n\rangle$ depends on the non-equilibrium pumping and relaxation processes. Under the condition of local equilibrium, the distribution function is

$$F_{i,l,n}(T) = \frac{1}{Z} \exp \left(-\frac{E_{i,l,n}}{k_B T} \right); \quad (15)$$

where Z is the partition function

$$Z = \sum_{i,l,n} \exp \left(-\frac{E_{i,l,n}}{k_B T} \right);$$

Light-exciton coupling described by $H_R = \sum_k W (f_k^\dagger a + H.c.)$ with f_k^\dagger being the creation operator of photon k leads to annihilation of exciton part in state $|i, l, n\rangle$ and to generation of a photon. If the transition begins at $t = 0$, the time dependent initial wave function can be written as

$$|i, l, n\rangle^{int}(t) = |i, l, n\rangle e^{-iE_{i,l,n}t}; \quad (16)$$

where $|i, l, n\rangle$ describes the decaying process of state $|i, l, n\rangle$ due to the annihilation of the exciton. The final state with a photon at mode k is

$$|k, i^0, n^0\rangle^{fin}(t) = \frac{f_k^y (b_0^\dagger)^{n^0} c_{i^0}^y}{n^0!} e^{-i(\hbar\omega_k + n^0\hbar\omega_0 + \frac{0}{i^0})t} |i\rangle; \quad (17)$$

where ω_k is the photon frequency. The optical matrix element between $|i, l, n\rangle^{int}(t)$ and $|k, i^0, n^0\rangle^{fin}(t)$ is

$$|i, l, n\rangle \langle k, i^0, n^0| / \hbar \overline{f_{i,l,n}^{in}(t) f_{k,i^0,n^0}^{in}(t)}; \quad (18)$$

where the line over the term on the right hand side denotes the averaging over time. Note that the relative

phases of these components are coherent and can be inherited by the emitted photons, the resultant spectra can exhibit interfering structures. So we have

$$i_{j,l;n} \mu_k i^0 n^0 / \frac{l_{j,n} n^0 q_{l,i} i^0}{j! h!_k (E_{i,j,l;n} n^0 h!_0 i^0)} : (19)$$

The spontaneous emission intensity can be written as

$$(|; T) = \sum_{i,j,l;n} \sum_k \sum_{i^0} F_{i,j,l;n} (T) \sum_{i^0} i_{j,l;n} \mu_k i^0 n^0 (|_k |): (20)$$

In Eq. (20) both effects of phononic and electronic excitations and possible coherence between them are reflected as illustrated in the left panel of Fig. 1. As an application we calculate the emission spectrum of ZnO in the right panel of Fig. 1. By comparison with the measured spectrum for ZnO [12], a global agreement between the theory and the experiment is achieved. The main peak corresponding to the contribution from the components with zero phonon and hydrogen-like electron excitations ($n^0 = 0; i^0 = M$) in a group of low-lying states $f_{i,j,l;n} \mu_k i^0 n^0$ is denoted as A in Fig. 1. Its first-order and second-order phonon replicas are C and E, contributed from the components with indices ($n^0 = 1; i^0 = M$) and ($n^0 = 2; i^0 = M$), respectively, with energy separations exactly equal to $h!_0$. In this group of many-body states, the energies of the electron part is close to the lowest one, i.e., $\frac{0}{i,j,l;n} \frac{0}{i^0} < k_B T$, so the statistical weights from all of them are not negligible. Another set of the zero-phonon and one-phonon Stokes lines, also with exact energy separation $h!_0$, are formed from the components with indices $i^0 > M$ and $n^0 = 0; 1$ in the same group of many-body states, and indicated as B and D in Fig. 1. This set is associated with electron excitations from the low hydrogen-like states to the continuous conduction band. From Eqs. (11,19,20) we can see that set B-D is below set A-C-E by an energy of the order of ϵ_b of the hydrogen-like states. On the high-energy side of the zero-phonon line (ZPL) there appear small anti-Stokes lines G and H. In previous theories they are usually attributed to the radiation accompanied by absorption of phonons.

In the following we discuss several important characteristics in the spectrum. If the coupling to electrons and the anharmonicity of phonons are set to zero, the theory reduces to the well-known Huang-Rhys theory [13] as shown in Fig. 2(a), giving an important support to the present treatment of interactions. When the exciton-electron couplings are not zero, new structures appear in the spectrum. In Fig. 2(b) we plot the spectra of two cases: (i) $g_1 \notin 0$ and $g_2 = 0$ (dotted line); (ii) $g_1 \notin 0$ and $g_2 \notin 0$ (dashed line). In case (i), the exciton is only bound to localized electron excitations associated with impurity levels. The most pronounced spectral feature is the appearance of the so-called two-electron satellites on

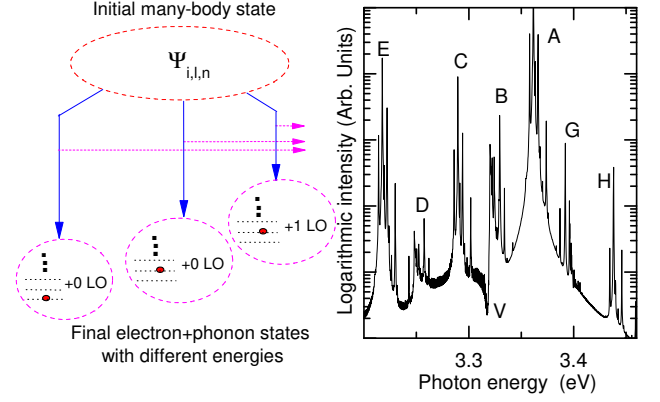


FIG. 1: (Color online) Left panel: Illustration of transitions from a many-body state with an exciton to various nonelectronic and phonon states without exciton. Right panel: Calculated spontaneous emission spectrum of ZnO taking into account both the phonon and electron excitations. The parameters are: $\epsilon_0 = 3.3676\text{eV}$, $h!_0 = 0.072\text{eV}$, $V_1 = 0.012\text{eV}$, $V_2 = 0.014\text{eV}$, $V_3 = 0.02\text{eV}$, $g_1 = 0.022\text{eV}$, $g_2 = 0.00036\text{eV}$, $\epsilon_b = 0.038\text{eV}$, $\epsilon_e = 0.0005\text{eV}$, $M = 6$, $\epsilon_0 = 0.0001\text{eV}$, and the number of included conduction band states is 300. The equivalent temperature for the local equilibrium distribution is $k_B T = 27.4\text{meV}$, which may be higher than the environment temperature due to the pumping.

the lower side of the ZPL as seen from the peaks of the dotted curve in energy range of $3.32 - 3.34\text{eV}$. The positions of these satellite peaks depend on both the donor energy levels and the coupling strength with the exciton. Another effect of g_1 is to cause the splitting of phonon lines including the ZPL in the Huang-Rhys spectrum. This splitting is often observed in the experimental spectra as shown later. In case (ii) a coupling to the continuous excitations associated with the conduction band is further included. Such a coupling produces a continuum background in the spectrum as can be seen from the dashed line in Fig. 2(b). It is more interesting that a distinct Fano dip is created between the one-phonon line and the above-mentioned two-electron satellites. In Fig. 2(c) we show the effect of the anharmonicity in the exciton-phonon coupling. One most direct effect of the anharmonic coupling is the enhancement of the 2-phonon line. Another effect is the new structures appearing on the higher energy side of the ZPL, causing the breaking of the mirror symmetry of the phonon Stokes and anti-Stokes lines about the ZPL. Note that the anharmonic coupling also gives rise to a shift of the whole spectrum due to the change of eigenenergies of many-body states. In Fig. 2(d) the temperature dependence of the Fano dip is depicted. It is clear that increasing temperature can destroy the quantum coherence, resulting in the suppression of the Fano lineshape. This trend has already been observed in experiment [12].

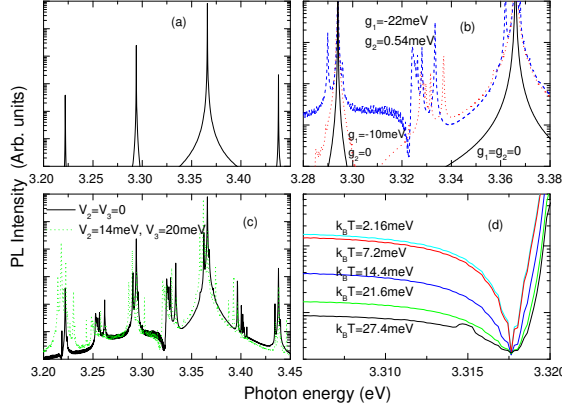


FIG. 2: (Color online) Calculated emission spectra for different coupling cases. Remaining parameters are the same as those in Fig. 1. (a) $V_2 = V_3 = g_1 = g_2 = 0$; (b) Different exciton-electron couplings in the case of $V_2 = V_3 = 0$; (c) Different anharmonicity parameters V_2 and V_3 ; (d) Evolution of the Fano dip by increasing the temperature.

In Fig. 3 we present a direct comparison between the experimental spectra and theoretical curves in two energy regions of the ZPL (left panel) and two-electron satellites (right panel). In both the regions a general agreement between theory and experiment is obtained. Especially, most of the structures in the experimental curves can be reproduced in the theoretical results. This leads to a new understanding of the structures in the experimental spectra.

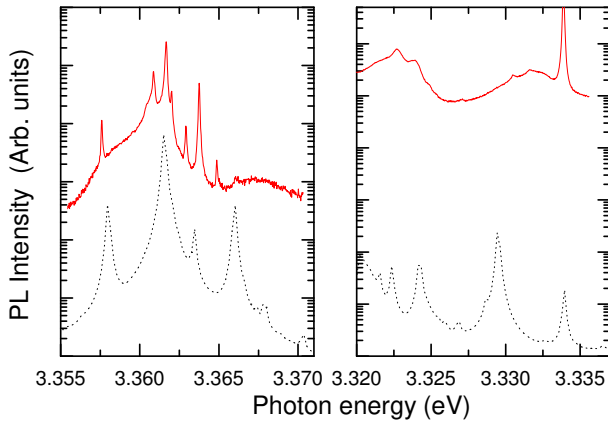


FIG. 3: (Color online) Comparison between the experimental ZnO spectra (red solid lines) and theoretical curves (black dotted lines) in two energy regions of the ZPL (left panel) and two-electron satellites (right panel).

In summary, a microscopic theory for the spontaneous emission of excitons simultaneously coupled to both phonon and electron excitations is developed on the basis of direct solutions of the exciton-electron-phonon composite states. The calculated spectrum using the theory is quantitatively consistent with the experimental spectrum of ZnO. Most of the structures in the experimental spectrum have been identified.

Acknowledgments This work was supported in Hong Kong by Hong Kong RGC-CERG Grant (No. HKU 7056/06P), in Nanjing by National Foundation of Natural Science in China Grant Nos. 60276005 and 10474033, and by the China State Key Projects of Basic Research (2005CB623605).

Electronic address: sjxiong@nju.edu.cn

^y Electronic address: sjxu@hkuc.hku.hk

- [1] R. S. Knox, in *Solid State Physics*, Suppl. 5, edited by F. Seitz and D. Turnbull, (Academic, New York, 1963).
- [2] *Excitons*, edited by K. Cho, (Springer-Verlag, Berlin, 1979).
- [3] *Excitons*, edited by E. I. Rashba and M. D. Sturge, (North-Holland Publishing Company, Amsterdam, 1982).
- [4] K.-M. C. Fu, C. Santori, C. Stanley, M. C. Holland, and Y. Yamamoto, *Phys. Rev. Lett.* **95**, 187405 (2005).
- [5] *Polarons and Excitons*, edited by C. G. Kuper and G. D. Whitely, (Plenum, New York, 1963).
- [6] E. Peter, J. Hours, P. Senellart, A. Vasanelli, A. Cavanna, J. Bloch, and J. M. Gerard, *Phys. Rev. B* **69**, 041307(R) (2004).
- [7] L. Brety, N. F. Johnson, and B. I. Halperin, *Phys. Rev. B* **40**, 10647 (1989).
- [8] C. A. Ulrich and G. Vignale, *Phys. Rev. Lett.* **87**, 037402 (2001).
- [9] J. Li and C. Z. Ning, *Phys. Rev. Lett.* **91**, 097401 (2003).
- [10] C. B. Duke and G. D. Mahan, *Phys. Rev.* **139**, A1965 (1965).
- [11] B. Segall and G. D. Mahan, *Phys. Rev.* **171**, 935 (1968).
- [12] S. J. Xu, S. J. Xiong, and S. L. Shi, *J. Chem. Phys.* **123**, 221105 (2005).
- [13] K. Huang and A. R. Hys, *Proc. Roy. Soc. (London)* **A 204**, 406, (1950).