

Transient Zitterbewegung of charge carriers in graphene and carbon nanotubes

Tomasz M. Rusin* and Wlodek Zawadzki†

*PTK Centertel Sp. z o.o., ul. Skierniewicka 10A, 01-230 Warsaw, Poland; email:tmr@vp.pl

†Institute of Physics, Polish Academy of Sciences, Al. Lotników 32/46, 02-688 Warsaw, Poland

(Dated: February 8, 2020)

Observable effects due to trembling motion (Zitterbewegung, ZB) of charge carriers in bilayer graphene, monolayer graphene and carbon nanotubes are calculated. It is shown that, when the charge carriers are prepared in form gaussian wave packets, the ZB has a transient character with the decay time of femtoseconds in graphene and pikoseconds in nanotubes. Analytical results for bilayer graphene allow us to investigate phenomena which accompany the trembling motion.

PACS numbers: 73.22.-f, 73.63.Fg, 78.67.Ch, 03.65.Pm

The trembling motion (Zitterbewegung, ZB), first devised by Schroedinger for free relativistic electrons in vacuum [1], has become in the last two years subject of great theoretical interest as it has turned out that this phenomenon should occur in many situations in semiconductors [2, 3, 4, 5, 6, 7, 8, 9]. Whenever one deals with two or more energy branches, an interference of the corresponding upper and lower states results in the trembling motion even in absence of external fields. Due to a formal similarity between two interacting bands in a solid and the Dirac equation for relativistic electron in vacuum one can use methods developed in the relativistic quantum mechanics for non-relativistic electrons in solids [10]. Most of the ZB studies for semiconductors took as a starting point plane electron waves (see, however, Refs [5, 7, 11, 12]). On the other hand, Lock [12] in his important paper observed: 'Such a wave is not localized and it seems to be of a limited practicality to speak of rapid fluctuations in the average position of a wave of infinite extent.' Using the Dirac equation Lock showed that, when an electron is represented by a wave packet, the ZB oscillations do not remain undamped but become transient. In particular, the disappearance of oscillations at sufficiently large times is guaranteed by the Riemann-Lebesgue theorem as long as the wave packet is a smoothly varying function. Since the ZB is by its nature not a stationary state but a dynamical phenomenon, it is natural to study it with the use of wave packets. These have become a practical instrument when femtosecond pulse technology emerged (see Ref. [13]).

In the following we study theoretically the Zitterbewegung of mobile charge carriers in three modern materials: bilayer graphene, monolayer graphene and carbon nanotubes. We have three objectives in mind. First, we obtain for the first time analytical results for the ZB of gaussian wave packets which allows us to study not only the trembling motion itself but also effects that accompany this phenomenon. Second, we describe for the first time the transient character of ZB, testing on specific examples the general predictions of Ref. [12]. Third, we look for observable phenomena and select both systems and parameters which appear most promising for experiments. We first present our analytical results for bilayer graphene and then quote some predictions for observable

quantities in monolayer graphene and carbon nanotubes.

Two-dimensional Hamiltonian for bilayer graphene is well approximated by [14]

$$\hat{H}_B = -\frac{1}{2m^*} \begin{pmatrix} 0 & (p_x - ip_y)^2 \\ (p_x + ip_y)^2 & 0 \end{pmatrix}, \quad (1)$$

where $m^* = 0.054m_0$. The form (1) is valid for energies $2 \text{ meV} < \mathcal{E} < 100 \text{ meV}$ in the conduction band. The energy spectrum is $\mathcal{E} = \pm \hbar^2 k^2 / 2m^*$, i.e. there is no energy gap between the conduction and valence bands. The position operator in the Heisenberg picture is a 2×2 matrix $\hat{x}(t) = \exp(i\hat{H}_B t/\hbar) \hat{x} \exp(-i\hat{H}_B t/\hbar)$. We calculate

$$\hat{x}_{11}(t) = \hat{x} + \frac{k_y}{k^2} \left[1 - \cos \left(\frac{\hbar k^2 t}{m^*} \right) \right], \quad (2)$$

where $k^2 = k_x^2 + k_y^2$. The third term represents the Zitterbewegung with the frequency $\hbar\omega_Z = 2\hbar^2 k^2 / 2m^*$, corresponding to the energy difference between the upper and lower energy branches for a given value of k .

We want to calculate the ZB of a charge carrier represented by a two-dimensional wave packet

$$\psi(\mathbf{r}, 0) = \frac{1}{2\pi\sqrt{\pi}} \int d^2\mathbf{k} e^{-\frac{1}{2}d^2 k_x^2 - \frac{1}{2}d^2(k_y - k_{0y})^2} e^{i\mathbf{k}\mathbf{r}} \begin{pmatrix} 1 \\ 0 \end{pmatrix}. \quad (3)$$

The packet is centered at $\mathbf{k}_0 = (0, k_{0y})$ and is characterized by a width of d . The unit vector $(1, 0)$ is a convenient choice, selecting the [11] component of $\hat{x}(t)$, see Eq. (2). An average of $\hat{x}_{11}(t)$ is a two-dimensional integral which we calculate analytically

$$\bar{x}(t) = \langle \psi(\mathbf{r}) | \hat{x}(t) | \psi(\mathbf{r}) \rangle = \bar{x}_c + \bar{x}_Z(t) \quad (4)$$

where $\bar{x}_c = (1/k_{0y}) [1 - \exp(-d^2 k_{0y}^2)]$ and

$$\bar{x}_Z(t) = \frac{1}{k_{0y}} \left[\exp \left(-\frac{\delta^4 d^2 k_{0y}^2}{d^4 + \delta^4} \right) \cos \left(\frac{\delta^2 d^4 k_{0y}^2}{d^4 + \delta^4} \right) - \exp(-d^2 k_{0y}^2) \right], \quad (5)$$

in which $\delta = \sqrt{\hbar t / m^*}$ contains the time dependence. We enumerate the main features of ZB following from Eqs (4) and (5). First, in order to have the ZB in the direction

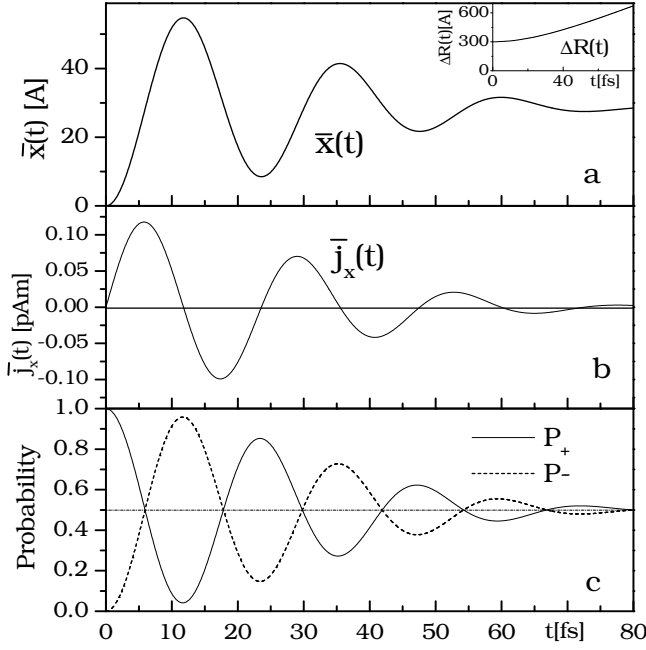


FIG. 1: Zitterbewegung of a charge carrier in bilayer graphene *versus* time, calculated for a gaussian wave packet width $d = 300\text{\AA}$ and $k_{0y} = 3.5 \times 10^8\text{m}^{-1}$: a) displacement (inset: dispersion $\Delta R(t)$), b) electric current, c) probability densities for upper and lower components of the wave function.

x one needs an initial transverse momentum $\hbar k_{0y}$. Second, the ZB frequency depends only weakly on the packet width: $\omega_Z = (\hbar k_{0y}^2/m^*)(d^4/(d^4 + \delta^4))$, while its amplitude is strongly dependent on the width d . Third, the ZB has a transient character, as it is attenuated by the exponential term. For small t the amplitude of $\bar{x}_Z(t)$ diminishes as $\exp(-\Gamma^2 t^2)$ with $\Gamma_Z = \hbar k_{0y}/m^* d$. Fourth, as t (or δ) increases the cosine term tends to unity and the first term in Eq. (5) cancels out with the second term, which illustrates the Riemann-Lebesgue theorem (see Ref. [12]). After the oscillations disappear the charge carrier is displaced by the amount \bar{x}_c , which is a 'remnant' of ZB. Fifth, for very narrow packets ($d \rightarrow \infty$) the exponent in Eq. (5) tends to unity, the oscillatory term is $\cos(\delta^2 k_{0y}^2)$ and the last term vanishes. In this limit we recover undamped ZB oscillations.

Next we consider observable quantities related to the ZB, beginning by the current. The latter is given by velocity multiplied by charge. The velocity is simply $\bar{v}_x = \partial \bar{x}_Z / \partial t$, where \bar{x}_Z is given by Eq. (5). The calculated current is plotted in Fig. 1b, its oscillations are a direct manifestation of ZB. The Zitterbewegung is also accompanied by a time dependence of upper and lower components of the wave function. To characterize this evolution we define probability densities for the upper and lower components

$$P_{\pm}(t) = \langle \psi(\mathbf{r}, t) | \frac{1 \pm \hat{\beta}}{2} | \psi(\mathbf{r}, t) \rangle, \quad (6)$$

where $\hat{\beta} = \begin{pmatrix} 1 & 0 \\ 0 & -1 \end{pmatrix}$, and the time-dependent wave function is $\psi(\mathbf{r}, t) = \exp(-i\hat{H}_B t/\hbar)\psi(\mathbf{r}, 0)$. We have

$$\psi(\mathbf{r}, t) = \frac{1}{2\pi} \frac{d}{\sqrt{\pi}} \int d^2 \mathbf{k} e^{-\frac{1}{2} d^2 k_x^2 - \frac{1}{2} d^2 (k_y - k_{0y})^2} e^{i \mathbf{k} \cdot \mathbf{r}} \times \begin{pmatrix} \cos(\hbar k^2 t/2m) \\ i(k_+/k)^2 \sin(\hbar k^2 t/2m) \end{pmatrix}, \quad (7)$$

where $k_+ = k_x + i k_y$. For $t = 0$ Eq. (7) reduces to Eq. (3). The calculated probability densities are

$$P_{\pm}(t) = \frac{1}{2} \pm \frac{1}{2} \frac{d^2}{s^4} \exp\left(-\frac{\delta^4 d^2 k_{0y}^2}{s^4}\right) \times \left[d^2 \cos\left(\frac{\delta^2 d^4 k_{0y}^2}{s^4}\right) - \delta^2 \sin\left(\frac{\delta^2 d^4 k_{0y}^2}{s^4}\right) \right], \quad (8)$$

where $s^4 = d^4 + \delta^4$. The time dependence of $P_{\pm}(t)$ is illustrated in Fig. 1c. Clearly, there must be $P_+(t) + P_-(t) = 1$ at any time, but it is seen that the probability density 'flows' back and forth between the two components. It is clear that the oscillating probability is directly related to ZB. Since in bilayer graphene the upper and lower components are associated with the first or second layer, respectively [15], it follows that, at least for this system, the trembling motion represents oscillations of a charge carrier between the two graphene layers. For sufficiently long times there is $P_{\pm} = 1/2$, so that the final probability is equally distributed between the two layers. For a very narrow packet ($d \rightarrow \infty$) we have $P_{\pm} = (1/2)[1 \pm \cos^2(\delta^2 k_{0y}^2)]$, which indicates that the probability oscillates without attenuation. For $k_{0y} = 0$ there is $P_{\pm} = (1/2)[1 \pm d^4/s^4]$, i.e. there are no oscillations and the initial probability (1, 0) simply decays into (1/2, 1/2). This phenomenon can be considered from the point of view of the entropy: $S = -P_+ \lg_2 P_+ - P_- \lg_2 P_-$. At the beginning (the carrier is in one layer) the entropy is zero, at the end (when the probability is equally distributed in two layers) the entropy is $\lg_2 2$. However, the entropy increases in the oscillatory fashion (cf. Ref. [16]).

The transient character of ZB is also accompanied by temporal spreading of the wave packet. In fact, the question arises whether the damping of ZB is not simply *caused* by the spreading of the packet. To study this we calculate an explicit form of the wave function given by integrals (7). The result is

$$\psi^{up}(\mathbf{r}, t) = \frac{d}{\sqrt{\pi} s^4} \exp\left(-\frac{d^2 \rho^2}{2s^4}\right) \exp\left(-\frac{\delta^4 d^2 k_{0y}^2}{2s^4}\right) \times \exp\left(\frac{i y d^4 k_{0y}}{s^4}\right) \left[d^2 \cos\left(\frac{\delta^2 \rho_{k0}^2}{2s^4}\right) + \delta^2 \sin\left(\frac{\delta^2 \rho_{k0}^2}{2s^4}\right) \right], \quad (9)$$

$$\psi^{low}(\mathbf{r}, t) = \frac{-i d}{\sqrt{\pi} s^4} \exp\left(-\frac{d^2 \rho^2}{2s^4}\right) \exp\left(-\frac{\delta^4 d^2 k_{0y}^2}{2s^4}\right) \times \exp\left(\frac{i y d^4 k_{0y}}{s^4}\right) \left(\frac{x + i y + d^2 k_{0y}}{\rho_{k0}} \right)^2$$

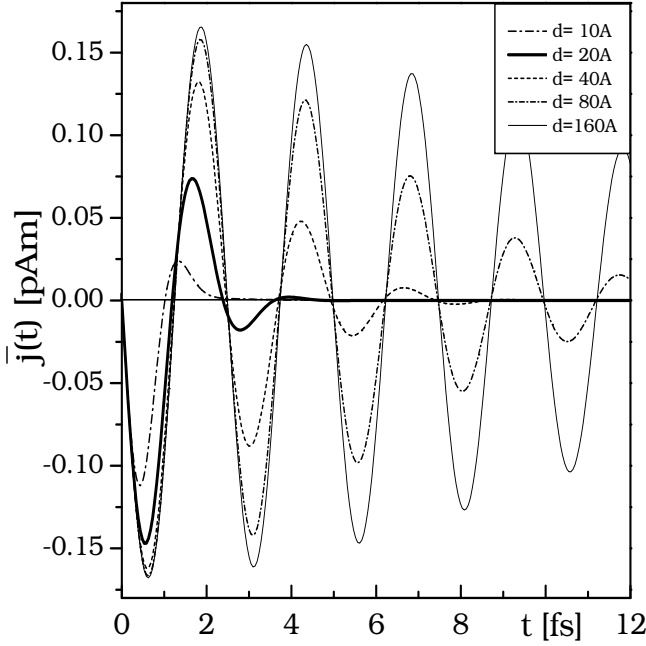


FIG. 2: Oscillatory electric current caused by the ZB in monolayer graphene *versus* time, calculated for a gaussian wave packet with $k_{0y} = 1.2 \times 10^9 \text{m}^{-1}$ and various packet widths d .

$$\times \left[\left(\frac{2s^4}{\rho_{k0}^2} + d^2 \right) \sin \left(\frac{\delta^2 \rho_{k0}^2}{2s^4} \right) - \delta^2 \cos \left(\frac{\delta^2 \rho_{k0}^2}{2s^4} \right) \right], \quad (10)$$

where $\rho^2 = x^2 + y^2$ and $\rho_{k0}^2 = x^2 + (y - id^2 k_{0y})^2$. It can be seen that the upper and lower components have the same decay time, oscillation period, etc. In order to characterize the spreading (or dispersion) of the packet we calculate its width $\Delta R(t)$ as a function of time

$$[\Delta R(t)]^2 = \langle \psi(\mathbf{r}, t) | \hat{\mathbf{r}}^2 - \langle \hat{\mathbf{r}} \rangle^2 | \psi(\mathbf{r}, t) \rangle, \quad (11)$$

where $\psi(\mathbf{r}, t)$ is the above two-component wave function and $\langle \hat{\mathbf{r}} \rangle = \langle \psi(\mathbf{r}, t) | \hat{\mathbf{r}} | \psi(\mathbf{r}, t) \rangle$. The calculated width ΔR is plotted versus time in the inset of Fig. 1a. It is seen that during 80 femtoseconds the width increases only twice compared to its initial value, while ZB and the accompanying effects disappear almost completely during this time. We conclude that the spreading of the packet is *not* the main cause of the transient character of the ZB. In fact, also the spreading oscillates a little, but this effect is too small to be seen in the inset of Fig. 1a.

Now we turn to monolayer graphene. The two-dimensional band Hamiltonian is [17, 18, 19, 20, 21, 22]

$$\hat{H}_M = u \begin{pmatrix} 0 & p_x - ip_y \\ p_x + ip_y & 0 \end{pmatrix}, \quad (12)$$

where $u \approx 1 \times 10^8 \text{cm/s}$. The resulting energy dispersion is linear in momentum: $\mathcal{E} = \pm up$. A quantum velocity in the Schrodinger picture is $\hat{v}_i = \partial H_M / \partial p_i$, it does not commute with the Hamiltonian (12). In the Heisenberg

picture we have $\hat{v}(t) = \exp(i\hat{H}_M t/\hbar) \hat{v} \exp(-i\hat{H}_M t/\hbar)$. Using Eq. (12) we calculate

$$\hat{v}_x^{(11)} = u \frac{k_y}{k} \sin(2ukt). \quad (13)$$

The above equation describes the trembling motion with the frequency $\omega_Z = 2uk$, determined by the energy difference between the upper and lower energy branches for a given value of k . As before, the ZB in the direction x occurs only if there is a non-vanishing momentum $\hbar k_y$. We calculate an average velocity (or current) taken over the wave packet given by Eq. (3). The averaging procedure amounts to a double integral. The latter is not analytical and we compute it numerically. The results for the current $\bar{j}_x = e\bar{v}_x$ are plotted in Fig. 2 for $k_{0y} = 1.2 \times 10^9 \text{m}^{-1}$ and different packet widths d . We use realistic values of the packet width [23]. It is seen that the ZB frequency does not depend on d and is nearly equal to ω_Z given above for the plane wave. On the other hand, the amplitude of ZB does depend on d and we deal with decay times of the order of femtoseconds. For small d there are almost no oscillations, for very large d the ZB oscillations are undamped. These conclusions agree with our analytical results for bilayer graphene. The behavior of ZB depends quite critically on the values of k_{0y} and d , which is reminiscent of the damped harmonic oscillator.

Finally, we consider monolayer graphene sheets rolled into single semiconducting carbon nanotubes (CNT). The band Hamiltonian in this case is similar to Eq. (12) except that, because of the periodic boundary conditions, the momentum p_x is quantized and takes discrete values $\hbar k_x = a_{n\nu} = \hbar(2\pi/L)(n - \nu/3)$, where $n = 0, \pm 1, \dots$, $\nu = \pm 1$, and L is the length of circumference of CNT [24, 25]. As a result, the free electron motion can occur only in the direction y , parallel to the tube axis. The geometry of CNT has two important consequences. First, for $\nu \neq 0$ there *always* exists a non-vanishing value of the quantized momentum $\hbar k_x = a_{n\nu}$. Second, for each value of $\hbar k_x(n, \nu)$ there exists $\hbar k_x(-n, -\nu) = -\hbar k_x(n, \nu)$ resulting in the same subband energy $\mathcal{E} = u(a_{n\nu}^2 + p_y^2)^{1/2}$.

The time dependent velocity $\hat{v}_y(t)$ and the displacement $\hat{y}(t)$ can be calculated for the plane electron wave in the usual way and they exhibit the ZB oscillations (see Ref. [4]). For small momentum p_y the ZB frequency is $\hbar\omega_Z = E_g$, where $E_g = 2ua_{n\nu}$. The ZB amplitude is $\lambda_Z = \hbar/a_{n\nu}$. However, we are again interested in the displacement $\bar{y}(t)$ of a charge carrier represented by a one-dimensional wave packet analogous to that described in Eq. (3). The average displacement is $\bar{y}(t) = \bar{y}_{sh} - \bar{y}_Z(t)$ where

$$\bar{y}_Z(t) = \frac{du^2 a_{n\nu}}{\sqrt{\pi}} \int_{-\infty}^{\infty} \frac{dp_y}{\mathcal{E}^2} \cos\left(\frac{2\mathcal{E}t}{\hbar}\right) \exp\left(-\frac{d^2 p_y^2}{\hbar^2}\right) \quad (14)$$

and $\bar{y}_{sh} = \sqrt{\pi}d \text{sgn}(b)[1 - \Phi(|b|)] \exp(b^2)$, where $b = a_{n\nu}d/\hbar$ and $\Phi(x)$ is the error function. The ZB oscillations of $\bar{y}(t)$ are plotted in Fig. 3 for $n = 0$, $\nu = \pm 1$ and $L = 200\text{\AA}$. It can be seen that, after the transient ZB oscillations disappear, there remains a shift \bar{y}_{sh} .

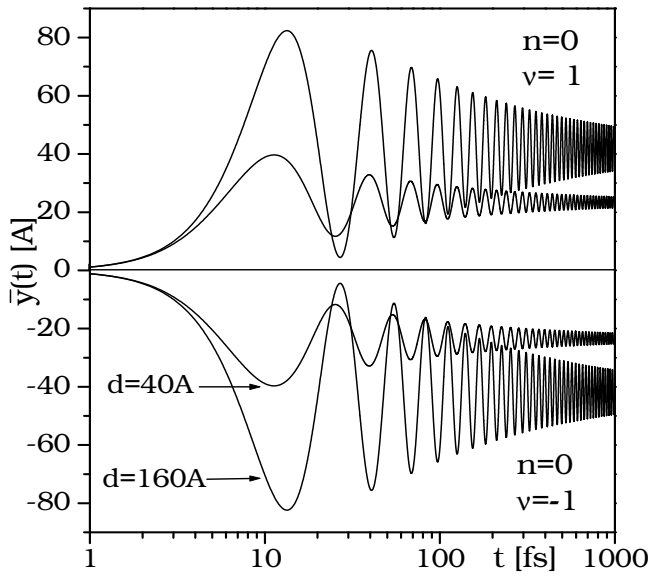


FIG. 3: Zitterbewegung of two charge carriers in the ground subband of a single carbon nanotube of $L = 200\text{\AA}$ versus time (logarithmic scale), calculated for gaussian wave packets of two different widths d . After the ZB disappears a constant shift remains. The two carriers are described by different quantum numbers ν .

Thus the ZB separates spatially the charge carriers that are degenerate in energy but characterized by n, ν and $-n, -\nu$ quantum numbers. The current is proportional to $\bar{v}_y = \partial \bar{y} / \partial t$, so that the currents related to $\nu = 1$ and $\nu = -1$ cancel each other. To have a non-vanishing current one needs to break the above symmetry, which can be achieved by applying an external magnetic field parallel to the tube axis [4].

In view of our results it is clear that, in order to observe the transient Zitterbewegung, it is necessary to prepare simultaneously a sufficient number of charge carriers in the form of wave packets. If one wants to detect the current, the trembling motion of all carriers must have the same phase. On the other hand, if one wants to see only the remnant displacement, the phase coherence is not necessary. As we said above, the ZB frequency is to a good accuracy given by the corresponding energy difference between the upper and lower energy branches while the amplitude depends strongly on packet's width. For the two graphene materials considered above one needs an initial momentum in one direction to have the ZB along the transverse direction (see also Ref. [5]). For nanotubes the initial momentum is automatically there due to boundary conditions. The oscillatory motion between two graphene layers, as illustrated in Fig. 1c, appears to be a promising phenomenon for observation. As far as the detection is concerned, one needs sensitive current meters or scanning probe microscopy, both working at infrared frequencies and femtosecond to picosecond decay times (cf. [26, 27]).

In summary, using the two-band structure of bilayer graphene, monolayer graphene and carbon nanotubes we show that charge carriers in these materials, localized in the form of gaussian wave packets, exhibit the transient Zitterbewegung with the decay times of femtoseconds in graphene and picoseconds in nanotubes. Observable dynamical ZB effects, most notably the electric current, are described. It is demonstrated that, after the trembling motion disappears, there remains its 'trace' in the form of a persistent displacement.

We acknowledge elucidating discussions with Professor I. Birula-Bialynicki.

-
- [1] E. Schroedinger, Sitzungsber. Preuss. Akad. Wiss. Phys. Math. Kl. **24**, 418 (1930).
 - [2] F. Cannata, L. Ferrari and G. Russo, Sol. St. Comun. **74**, 309 (1990); L. Ferrari and G. Russo, Phys. Rev. B **42**, 7454 (1990).
 - [3] W. Zawadzki, Phys. Rev. B **72**, 085217 (2005).
 - [4] W. Zawadzki, Phys. Rev. B **74**, 205439 (2006).
 - [5] J. Schliemann, D. Loss and R.M. Westervelt, Phys. Rev. Lett. **94**, 206801 (2005); Phys. Rev. B **73**, 085323 (2006).
 - [6] M.I. Katsnelson, Europ. Phys. J. B **51**, 157 (2006).
 - [7] T.M. Rusin and W. Zawadzki, cond-mat/0605384.
 - [8] J. Cserti and G. David, Phys. Rev. B **74**, 172305 (2006).
 - [9] R. Winkler, U. Zuelicke and J. Bolte, cond-mat/0609005 (2006).
 - [10] W. Zawadzki, in *High Magnetic Fields in the Physics of Semiconductors II*, edited by G. Landwehr and W. Ossau (World Scientific, Singapore, 1997), p. 755.
 - [11] K. Huang, Am. J. Phys. **20**, 479 (1952).
 - [12] J.A. Lock, Am. J. Phys. **47**, 797 (1979).
 - [13] B.M. Garraway and K.A. Suominen, Rep. Prog. Phys. **58**, 365 (1995).
 - [14] E. McCann and V.I. Fal'ko, Phys. Rev. Lett. **96**, 086805 (2006).
 - [15] K.S. Novoselov *et al.*, Nature Physics **2**, 177 (2006).
 - [16] M. Novaes and M.A.M. de Aguiar, Phys. Rev. E **70**, 045201 (2004).
 - [17] P.R. Wallace, Phys. Rev. **71**, 622 (1947).
 - [18] J.C. Slonczewski and P.R. Weiss, Phys. Rev. **109**, 272 (1958).
 - [19] J.W. McClure, Phys. Rev. **104**, 666 (1956).
 - [20] K.S. Novoselov *et al.*, Nature **438**, 197 (2005).
 - [21] Y. Zhang, Y.W. Tan, H.L. Stormer and P. Kim, Nature **438**, 201 (2005).
 - [22] M.L. Sadowski *et al.*, Phys. Rev. Lett. **97**, 266405 (2006).
 - [23] J. Schliemann, cond-mat/0609686.
 - [24] R. Saito, G. Dresselhaus and M.S. Dresselhaus, *Physical Properties of Carbon Nanotubes* (Imperial College Press, London, 1999).
 - [25] H. Ajiki and T. Ando, J. Phys. Soc. Jpn **62**, 2470 (1993).
 - [26] M.A. Topinka *et al.*, Science **289**, 2323 (2000).
 - [27] B.J. LeRoy, J. Ph. Cond. Matter **15**, R1835 (2003).