

# Between Nucleation and Coarsening (I) — A study of Homogeneous Aggregation

Yossi Farjoun\*

*Department of Mathematics, MIT*

John C. Neu

*Department of Mathematics, UC Berkeley*

(Dated: November 7, 2019)

## Abstract

We determine the distribution of cluster sizes that emerges from an initial phase of homogeneous aggregation with conserved total particle density. The physical ingredients behind the predictions are essentially classical: Super-critical nuclei are created at the Zeldovich rate, and before the depletion of monomers is significant, the characteristic cluster size is so large that the clusters undergo diffusion limited growth. Mathematically, the distribution of cluster sizes satisfies an advection PDE in “size-space” as in the classical Lifshitz-Slyozov model of coarsening. During this *creation* phase, clusters are nucleated and then grow to a size much larger than the critical size, so nucleation of super-critical clusters at the Zeldovich rate is represented by an effective boundary condition at zero size.

We find the scaling of the time  $t$  and cluster size  $n$  that characterize the creation era, which results in an asymptotic advection-signaling problem, valid for small values of initial super-saturation. The numerical solution of this “advection-signaling” problem gives the cluster size distribution throughout the creation era. In particular, given the initial free energy barrier  $G_*$  against nucleation, the characteristic time of the nucleation phase is proportional to  $e^{\frac{2}{5} \frac{G_*}{k_B T}}$ , the characteristic number of monomers in a cluster is proportional to  $e^{\frac{3}{5} \frac{G_*}{k_B T}}$ , and the characteristic density of clusters is proportional to  $e^{-\frac{3}{5} \frac{G_*}{k_B T}}$ .

PACS numbers:

---

\*Electronic address: yfarjoun@math.mit.edu

## I. INTRODUCTION

Traditional models of aggregation treat either the very beginning of the process, called nucleation, or the very end, called coarsening. In this paper, we propose that the classical ideas of aggregation kinetics formulated by Becker-Döring (BD) [1], Zeldovich [18], and Lifshitz-Slyozov (LS)[6] resolve two intermediate eras between nucleation and coarsening, which we call *creation* and *growth*. These eras have well defined characteristic times and cluster sizes. They are described by reduced kinetic equations with straightforward analytical and numerical solutions. These two eras are much longer than the nucleation era and much shorter than long-term coarsening. The main result of the current paper is an asymptotic description of the creation era, which begins when the Zeldovich nucleation rate has been established and ends when the nucleation of new clusters is no longer significant. At the end of the creation era, the relative decrease of supersaturation is still small. During the subsequent *growth era*, it is the expansion of the existing super-critical clusters which significantly depletes the supersaturation. Eventually, the super-saturation is so diminished that further growth of clusters is not possible and the coarsening era starts. This last part of the process, involving growth and coarsening, is laid out in a sequel paper. The time-scale and cluster-size scale of the creation era match those predicted by Marchenko [8], but we resolve the cluster-size distribution that emerges.

The traditional idea of *nucleation* is the growth of clusters by fluctuations against a high free-energy barrier  $G_*$ . The main result is Zeldovich's famous formula for the nucleation rate per unit volume, proportional to  $e^{-G_*/k_B T}$ . This is an *asymptotic* result, valid for a high barrier,  $G_* \gg k_B T$ . The Zeldovich analysis treats monomers as inexhaustible, so the super-saturation and hence  $G_*$  are taken to be constant in time. The exponential smallness of the nucleation rate in  $G_*$  is the a-posteriori justification of this analysis. *Coarsening*, which happens long after nucleation, refers to the continued growth of the largest clusters fueled by the dissolution of the smallest ones. The traditional model of coarsening is the well-known LS equations which govern the distribution of cluster sizes.

There *must* be intermediate stages of the aggregation process between nucleation and coarsening, as they are currently understood. Given that the total particle density is conserved, the nucleation assumption of constant super-saturation and free energy barrier cannot last: The growth of nucleated clusters decrease the super-saturation. This, in turn,

induces an increase of the free energy barrier  $G_*$  and eventually, the nucleation of new clusters is shut down. In the LS theory, we have scale invariant equations (no characteristic time or cluster size) and no physically determined initial conditions. Analysis of LS as in [12] addresses questions that can be answered without references to initial conditions.

Numerical solutions of approximate kinetic equations [14] are pragmatic attempts to describe the whole process and span the gap between nucleation and coarsening. Our intentions are different: By a synthesis of long-standing classical ideas due to BD, Zeldovich, and LS, we formulate a simple kinetic model that resolves the duration between nucleation and coarsening into the aforementioned creation and growth eras.

During the *creation* era, the depletion of super-saturation due to the growth of clusters induces an increase in the free energy barrier  $G_*$ , eventually shutting down the nucleation of new clusters. The depletion required to shut down nucleation is small (even relative to the small initial super-saturation.) The exponent  $-\frac{G_*}{k_B T}$  in the Zeldovich rate has large absolute value, and a small relative increase in  $G_*$ , induced by a small relative change in the super-saturation, is sufficient to reduce the Zeldovich rate to a small fraction of its initial value.

Our analysis shows that the characteristic time  $[t]$  and characteristic size  $[n]$  of the creation era are exponentially large in the initial free energy barrier  $G_*$ . Specifically,

$$[t] \propto e^{\frac{2}{5} \frac{G_*}{k_B T}}, \quad [n] \propto e^{\frac{3}{5} \frac{G_*}{k_B T}}, \quad (1.1)$$

which coincides with predictions due to Marchenko [8]. As a clarification, we note that the time-scale  $[t]$  is much longer than the time-scale to initiate nucleation, and  $[n]$  is much larger than the critical size. In addition to finding the scales of the creation era, our model predicts the emerging distribution of cluster sizes during the creation era. In particular, when we reach the tail of the creation era, with negligible nucleation of new clusters, the cluster size distribution achieves an asymptotic behavior that serves as an effective initial condition for the LS equations. The solution of this LS initial value problem resolves the remaining intermediate era we call growth, and sets the stage for the final coarsening era. The current paper concentrates mainly on the creation era. The technical solution of the LS initial value problem is carried out in a sequel paper.

Figure 1 is an illustration of the entire aggregation process. The horizontal axis is  $n_m$ , the largest clusters size, and the vertical axis is time  $t$ . Both use logarithmic scale. The

graph of  $t$  vs.  $n_m$  is based on an actual quantitative solution of the complete model, but its purpose here is mainly that of a qualitative guide.

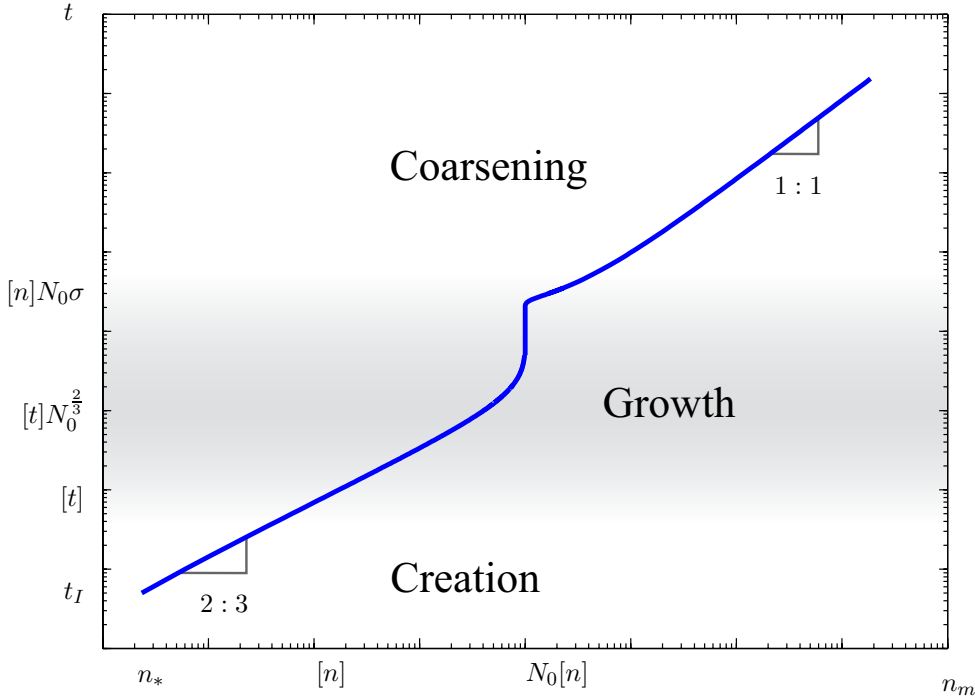


FIG. 1: The graph of time vs. maximal cluster-size in logarithmic scale. The graph shows two obvious regimes (creation and coarsening) separated by a “kink” in the graph (growth and “pre-coarsening”) The scales  $n_*$ ,  $[n]$  and  $\frac{\sigma^3[n]}{R\varepsilon^2}$  of cluster size are marked in the plot.

The plane is divided into time-slices: Creation, growth, and coarsening. During the nucleation era, the Zeldovich rate gets established in a characteristic *ignition* time  $t_I$ , much shorter than the creation time  $[t]$  in (1.1). The characteristic size of clusters during nucleation is the critical size  $n_*$ . The ignition of nucleation is documented in [9]. During the creation era with characteristic time proportional to  $e^{\frac{2}{5}\frac{G_*}{k_B T}}$ ,  $n_m$  grows with  $t$  like  $t^{\frac{2}{3}}$ . Hence the creation part of the graph in figure 1 has slope  $\frac{2}{3}$ . This is a consequence of clusters undergoing diffusion limited growth. We return to this point later. As mentioned before, only a small relative decrease of super-saturation is required to end the creation era. The subsequent growth era depletes the super-saturation to a small fraction of its initial value, and further growth greatly slows, from  $n \propto t^{\frac{2}{3}}$  to  $n \propto t$ , which is characteristic of coarsening according

to LS. The coarsening era is fully established in characteristic time proportional to  $e^{\frac{3}{5} \frac{G_*}{k_B T}}$ , itself exponentially longer than creation by a factor of  $e^{\frac{1}{5} \frac{G_*}{k_B T}}$ . The coarsening part of the graph in figure 1 has slope 1.

The paper is organized as follows. Section II summarizes the essential ingredients from classic BD that incorporate into our global model. This includes the Zeldovich nucleation rate and the growth of super-critical clusters by surface reactions. In the BD surface reaction model, clusters see a uniform monomer bath, characterized by a uniform chemical potential of monomer relative to the condensed phase inside clusters. Particles are added to a large cluster at a rate proportional to its surface area.

Section III seeks to understand, at least in principle, the interpolation between the discrete BD kinetics, based on surface reactions, and the LS theory, with diffusion limited growth. It is generally understood that growth by surface reaction applies to small clusters and diffusion limited growth applies to large ones. What is the intermediate size which separated these two regimes? For precipitation of monomer from liquid solution, we model monomer transport by diffusion. This simple analysis leads to an intermediate size bases on physical parameters independent of initial conditions. The case of gaseous monomer is greatly complicated by the transition regime, in which the radii of condensate droplets are comparable to the mean free path.

Section IV presents the global model of aggregation, based on a synthesis of classical ideas. The essential input from BD is the Zeldovich nucleation rate which is derived from it. The nucleated clusters undergo diffusion limited growth and thus their growth is modeled by the LS growth rate. The super-saturation is found via the conservation of monomers.

Section V contains the solution of the global model for the creation era. The equations for the creation era are found by a distinguished limit of the global model. The solution determines the distribution of cluster sizes during the creation era and the total density of clusters that are produced during the era. A reality check and discussion are presented in Section VI.

## II. CLASSICAL NUCLEATION AND GROWTH BY SURFACE REACTIONS

### A. The classical model

Becker-Döring (BD) treats nucleation and growth of clusters by ‘surface reactions’ in which clusters exchange particles (monomers) with a monomer bath. We describe BD predictions about nucleation and cluster growth which incorporate into the proposed ‘global’ model. A precise formulation of BD in Appendix A provides the rigorous basis of the formulas quoted here. Much of the content and notation follow the review article by Wu [17].

Nucleation and cluster growth can be quantified in terms of a few state variables and physical parameters. The main state variable of the monomer bath is the *monomer density*  $f_1$  (as particles per unit volume.) In BD, the monomer density is assumed to be spatially uniform. The monomer bath is assumed to be dilute relative to the condensed phase inside large clusters. Concrete physical situations include gas-liquid condensation as considered by Wu [17] and Seinfeld and Pandis [15], and precipitation from dilute liquid solution.

First, we introduce the *Gibbs free energy*  $G_n$  of an  $n$ -cluster (a cluster with  $n$  particles) relative to its monomer constituents. For a large  $n \gg 1$  cluster, this energy is approximated by

$$G_n \sim k_B T \left( \frac{3}{2} \sigma n^{2/3} - \eta n \right). \quad (2.1)$$

Here,  $\sigma$  is a dimensionless *surface tension*, proportional to the free energy per unit area of interface between the monomer bath and the condensed phase. The *chemical potential difference* per monomer between the monomer bath and condensed phase, in units of  $k_B T$  is denoted  $\eta$ . For an ‘ideal’ monomer bath (dilute, noninteracting monomer),  $\eta$  is related to monomer density  $f_1$  by

$$\eta = \log \left( \frac{f_1}{f_s} \right). \quad (2.2)$$

Here,  $f_s$  is the *saturation density* of monomers, for which the free energy of a monomer in the bath *equals* the bulk free energy per particle of the condensed phase. A remaining parameter we need comes from kinetics. A standard simple model [17] is that the rate constant  $\alpha_n$  for an  $n$ -cluster to lose one monomer is (asymptotically) independent of the monomer density and proportional to its surface area, as  $n \rightarrow \infty$ . We thus proceed with

$$\alpha_n \sim \omega n^{\frac{2}{3}}, \quad (2.3)$$

for  $n \gg 1$ . Here, the *evaporation rate constant*  $\omega$  is (up to a geometric factor) the rate at which any specific particle on the cluster's surface evaporates into the monomer bath.

In summary, the BD predictions about nucleation and cluster growth can be stated in terms of *parameters*  $\sigma$  (dimensionless surface tension),  $f_s$  (saturation monomer density),  $\omega$  (evaporation rate constant) and the *variable*  $\eta \sim \log\left(\frac{f_1}{f_s}\right)$  (monomer chemical potential).

## B. Nucleation and the small super-saturation limit

The approximate free energy (2.1) achieves its maximum value

$$G_* = k_B T \frac{\sigma^3}{2\eta^2}. \quad (2.4)$$

at the *critical size*

$$n_* \equiv \left(\frac{\sigma}{\eta}\right)^3. \quad (2.5)$$

*Nucleation* refers to the growth of clusters from monomer ( $n = 1$ ) to *super-critical* ( $n > n_*$ ) by unlikely sequences of size-increasing thermal fluctuations. Unlikely, because they represent successive increases of free energy. The BD prediction for the rate of creation of super-critical clusters per unit volume is approximated by the Zeldovich formula

$$j = \omega f_s \sqrt{\frac{\sigma}{6\pi}} e^{-\frac{\sigma^3}{2\eta^2}}. \quad (2.6)$$

in the *small super-saturation limit*  $\eta \rightarrow 0$ . Why is small super-saturation essential? The classical calculations leading to (2.6) (see appendix A) treat nucleation as a quasi-static but non-equilibrium process: The depletion of monomers is assumed negligible, so the chemical potential difference  $\eta$  is treated as a small positive constant. This makes sense *only* if the nucleation barrier is high,  $G_* \gg k_B T$ , so the nucleation rate is slow. This, of course, happens for  $0 < \eta \ll 1$ . Another point of consistency: The approximations (2.4, 2.5) for energy barrier  $G_*$  and critical size  $n_*$  are essential in the technical derivation of (2.6). They are also valid only for  $0 < \eta \ll 1$ .

In our proposed ‘global’ model,  $\eta$  decreases as monomers are absorbed into clusters. However, due to the exponential smallness of  $j$  in  $\eta$ , any significant decrease in  $\eta$  takes an exponentially long time, and the quasi-static assumption underlying (2.6) is assumed to hold for such slowly decreasing  $\eta = \eta(t)$ .

### C. Growth

Suppose a cluster achieves a size sufficiently greater than  $n_*$ , so that fluctuations back to  $n < n_*$  are unlikely. The most likely prospect is further, nearly deterministic growth. The near deterministic evolution of cluster size  $n$  away from  $n_*$  is described by taking  $n = n(t)$  as a smooth function of time. The asymptotic time evolution of  $n(t)$  that follows from BD is

$$\dot{n} = \omega \left( \eta n^{2/3} - \sigma n^{1/3} \right), \quad (2.7)$$

for  $n$  on the order of  $n_*$  and  $n_* \gg 1$  (See Appendix A). Equation (2.7) describes the near deterministic *shrinking* of clusters with  $n < n_*$  as well as the growth of  $n > n_*$  clusters. Finally, note that for  $n \gg n_*$ ,  $\dot{n}$  is proportional to  $n^{\frac{2}{3}}$  and thus to the cluster's surface area. For growth fueled by the 'absorption' surface reaction in a monomer bath of *uniform density*, this looks like simple common sense. As noted in the introduction, this *disagrees* with the diffusion limited growth rate, which is proportional to the cluster's linear size. The accepted wisdom is that there is *some* interpolation between growth rate proportional to surface area for small clusters, and growth rate proportional to linear size for large ones.

### III. INTERPOLATION BETWEEN LARGE AND SMALL CLUSTERS

For gaseous monomer, the mean free path (MFP) discriminates between large and small clusters. The accepted wisdom [15] is that clusters much smaller than the MFP grow according to the free molecular regime law, which leads to growth rate proportional to surface area, whereas clusters much larger than the MFP undergo diffusion limited growth. The interpolation between these two limits for cluster sizes on the order of the MFP is called the *transition regime*. This is discussed extensively in [15]: *Serious* analysis is based on solutions of the Boltzmann transport equation with a free boundary between the gaseous and condensed phases. This being formidable it's understandable that there is an extensive literature of uncontrolled approximation (eg. [3]) or semi-controlled approximation (eg. [7]). Suffice it to say that the shortcuts have well known shortcomings.

Our main point here is that there is in principle *some* definite interpolation between the free molecular regime and diffusion limited growth. Assuming this, we could proceed to the formulation of the proposed global model right away. If he wishes, the reader can now skip



directly to section IV.

Here, we demonstrate another interpolation entirely within continuum theory. We have in mind situations like precipitation from dilute solution, in which monomer transport is well approximated by diffusion on any spatial scale much larger than the size of an individual monomer. The analysis of this continuum interpolation is simple and proceeds by controlled (asymptotic) approximation.

Let  $n = n(t)$  be the number of particles in a spherical cluster, surrounded by monomers undergoing diffusive transport. The growth of the cluster is coupled to the monomer density since a growing cluster acts as a monomer sink. The time-rate of change of  $n$  can be approximated by the *Maxwell flux* [2, eq. (1.6)]

$$\dot{n} = 4\pi a D f_s (\varphi - \bar{\varphi}). \quad (3.1)$$

Here,  $a = a(t)$  is the cluster radius,  $D$  is the monomer diffusivity,  $\varphi$  is the background value of super-saturation

$$\varphi \equiv (f_1 - f_s) / f_s \quad (3.2)$$

far from clusters, and  $\bar{\varphi}$  is the super-saturation at the surface. The Maxwell flux is based on a quasi-static approximation: The characteristic times of variations in radius  $a(t)$  and the background super-saturation  $\varphi(t)$  are assumed much longer than the diffusive relaxation time  $\frac{a^2}{D}$ .

A recent paper by Grinin et al [5] shows that the growth-rate of a cluster is effectively unchanged if the analysis includes the effect of the moving interface. They found that the value of the super-saturation near a growing cluster needs to be corrected, but since we assume that nucleation of new clusters happens far from existing clusters (which are very sparse), this does not affect our results.

In (3.1), it is convenient to express the radius  $a$  in terms of the particle number  $n$ ,

$$a = \left( \frac{3}{4\pi} v n \right)^{\frac{1}{3}},$$

where  $v$  is the volume per particle of the condensed phase, and  $\varphi$  and  $\bar{\varphi}$  in terms of *background* and *surface* values  $\eta$  and  $\bar{\eta}$  of monomer chemical potential. By (2.2, 3.2) we have

$$\varphi = e^{\eta} - 1, \quad (3.3)$$

and similarly for  $\bar{\varphi}$  and  $\bar{\eta}$ . Recall that we are assuming small chemical potential with  $0 < \eta \ll 1$  (a necessary condition for the validity of the Zeldovich nucleation rate). In this case we linearize (3.3) to obtain  $\varphi \sim \eta$ . Similarly  $\bar{\varphi} \sim \bar{\eta}$ . Due to this asymptotic equivalence of  $\varphi$  and  $\eta$ , we use the two terms “chemical potential” and “super-saturation” interchangeably.

In summary, the growth rate (3.1) in terms of  $n$ ,  $\eta$ , and  $\bar{\eta}$  is

$$\dot{n} = (3(4\pi)^2)^{\frac{1}{3}} (Dv f_s) n^{\frac{1}{3}} (\eta - \bar{\eta}). \quad (3.4)$$

So far, nothing new has been presented. In order to obtain an ODE which specifies  $\dot{n}$  as a function of  $n$ , we need a closure that expresses  $\bar{\eta}$  as a function of  $n$  and  $\eta$ . The traditional closure, as in LS, is to assume that the cluster is critical with respect to the surface super-saturation  $\bar{\eta}$ . By solving (2.7) for  $\dot{\eta} = 0$ ,  $\bar{\eta}$  is found:

$$\bar{\eta} = \frac{\sigma}{n^{\frac{1}{3}}}. \quad (3.5)$$

Substituting (3.5) into (3.4) leads to the LS equation of diffusion limited growth,

$$\dot{n} = d(\eta n^{\frac{1}{3}} - \sigma), \quad d \equiv (3(4\pi)^2)^{\frac{1}{3}} (Dv^{\frac{1}{3}} f_s). \quad (3.6)$$

Equation (3.6) entails a dilemma: If the cluster is indeed critical with respect to the surface chemical potential  $\bar{\eta}$  as in (3.5), the expected rates of adsorbing and emitting particles as described by BD balance each other, and the expected flux of monomer into the cluster is zero. However with  $\eta \neq \bar{\eta}$  the monomer flux dictated by diffusion is generally nonzero.

Our way out of this contradiction is to assume that the growth rate due to surface reaction is given by (2.7) with  $\eta$  replaced by the surface value  $\bar{\eta}$  of chemical potential, so

$$\dot{n} = \omega(\bar{\eta} n^{\frac{2}{3}} - \sigma n^{\frac{1}{3}}) \quad (3.7)$$

and that this is *consistent* with the Maxwell flux (3.4) as dictated by diffusion. By equating the RHS of (3.4) and (3.7) we determine the surface chemical potential  $\bar{\eta}$  as a function of the background value  $\eta$  and cluster size  $n$ . We have

$$\omega(\bar{\eta} n^{2/3} - \sigma n^{1/3}) = d n^{\frac{1}{3}} (\eta - \bar{\eta}),$$

or

$$\bar{\eta} = \frac{\eta + \frac{\omega}{d}\sigma}{1 + \frac{\omega}{d}n^{1/3}}. \quad (3.8)$$

Defining the *intermediate cluster size*

$$N \equiv \frac{d^3}{\omega^3} = 3(4\pi)^2(f_s v)^3 \left( \frac{D^3}{\omega^3 v^2} \right) \quad (3.9)$$

we rewrite (3.8) as

$$\bar{\eta} = \frac{\left( \frac{\sigma^3}{N} \right)^{\frac{1}{3}} + \eta}{1 + \left( \frac{n}{N} \right)^{\frac{1}{3}}}. \quad (3.10)$$

Finally, substituting (3.10) for  $\bar{\eta}$  into (3.7), we obtain the growth rate  $\dot{n}$  as a function of the background chemical potential  $\eta$  and cluster size  $n$ ,

$$\boxed{\dot{n} = \omega \frac{\eta n^{\frac{2}{3}} - \sigma n^{\frac{1}{3}}}{1 + \left( \frac{n}{N} \right)^{\frac{1}{3}}}}. \quad (3.11)$$

In the limit  $n \ll N$ , (3.11) reduces to the growth rate (2.7) as in classical BD. In the opposite limit of  $n \gg N$ , (3.11) reduces to equation (3.6) of diffusion limited growth.

There are some points to examine more closely. First, due to the implicit assumption  $n \gg 1$  of the whole analysis, (3.11) captures the transition only if  $N \gg 1$ . Appendix D gives a physical estimate of  $N$  for monomers in liquid solution, and in that context sets conditions for  $N \gg 1$ . Here, we assume  $N \gg 1$  and examine some asymptotic limits of the surface chemical potential  $\bar{\eta}$  in (3.10).

The leading approximation to (3.10) in the limit  $n \gg N$  is  $\bar{\eta} \sim \eta + \left( \frac{\sigma^3}{N} \right)^{\frac{1}{3}}$ . The usual expectation is  $\bar{\eta} \sim \eta$  as  $\frac{n}{N} \rightarrow 0$ . Since we expect  $N \gg 1$ , and  $\sigma$  to be an  $\mathcal{O}(1)$  constant, this is almost the case. However, with  $\bar{\eta}$  even slightly larger than  $\eta$ , we would get  $\dot{n} < 0$  from the Maxwell flux (3.4), and surely it cannot be true that all clusters shrink, regardless of their size. In fact, the next order of approximation to (3.10) is

$$\bar{\eta} \sim \eta + \frac{1}{N^{\frac{1}{3}}} \left( \sigma - \eta n^{\frac{1}{3}} \right).$$

If the cluster is *super-critical* with respect to the background chemical potential  $\eta$ , so  $\sigma < \eta n^{\frac{1}{3}}$ , we have  $\bar{\eta} < \eta$  and so  $\dot{n} > 0$ . If it is *sub-critical* we get  $\bar{\eta} > \eta$  and then  $\dot{n} < 0$ , but of course, sub-critical clusters *should* shrink. In the opposite limit  $n \gg N$ , the leading asymptotic approximation to (3.10) is

$$\bar{\eta} \sim \left( \sigma + N^{\frac{1}{3}} \eta \right) n^{-\frac{1}{3}}. \quad (3.12)$$

There is an additional term  $N^{\frac{1}{3}} \eta$  in the prefactor of  $n^{-\frac{1}{3}}$  that is not present in the classical formula (3.5). If this is so, how can we get ODE (3.6) for diffusion limited growth in the

limit  $\frac{n}{N} \rightarrow \infty$  by substituting (3.12) into the Maxwell flux (3.4)? Again, while (3.12) is the leading order approximation to (3.9) as  $\frac{n}{N} \rightarrow \infty$ , it is not good enough to substitute into (3.4). The next order of approximation to (3.10) is

$$\bar{\eta} \sim \left( \sigma + N^{\frac{1}{3}} \eta \right) n^{-\frac{1}{3}} \left( 1 - \left( \frac{n}{N} \right)^{\frac{1}{3}} \right),$$

and substituting this into the Maxwell flux (3.4) gives

$$\begin{aligned} \dot{n} &= d \left\{ \eta \left( 1 + \left( \frac{n}{N} \right)^{\frac{1}{3}} \right) \left( 1 - \left( \frac{n}{N} \right)^{\frac{1}{3}} \right) - \sigma \right\} \\ &= d \left\{ \eta n^{\frac{1}{3}} - \sigma \right\} + \mathcal{O} \left( \frac{n}{N} \right)^{\frac{2}{3}}. \end{aligned}$$

Finally, a more fundamental question from an “advocatus diaboli”: *Why are the discrete BD kinetics in (3.7) and the Maxwell flux (3.4) simultaneously valid over a range of cluster sizes much larger than critical?* That is what we assume when we equate the growth rates (3.4) and (3.7). The Maxwell flux (3.4) is based on diffusive transport of monomers, valid when the cluster radius greatly exceeds the mean free path. The traditional validity of BD is for clusters on the order of critical size or smaller, and that would indeed be the range of validity of (3.7) if we used the *background* chemical potential  $\eta$  in place of the *surface* value  $\bar{\eta}$ , as is done in traditional BD. Our proposal is that the adsorption and evaporation reactions over any molecular scale patch of cluster surface see only the *locally uniform* surface value  $\bar{\eta}$  of chemical potential. Assuming the same local conditions over the entire cluster surface, we obtain (3.7) as the *global* growth rate due to surface reactions. If anything, the validity should improve with increasing cluster size.

#### IV. THE GLOBAL MODEL OF AGGREGATION

We assemble the simplified aggregation model based physical ingredients from sections II and III. We have in mind large clusters so the number  $n$  of particles in a cluster is treated as a continuous independent variable. The state variable of the model is a cluster distribution function  $r(n, t)$ , smooth in its arguments of cluster size,  $n$ , and time,  $t$ .

Starting from an initial condition of pure monomer, we wish to follow the time evolution of  $r(n, t)$  through the successive eras: *creation*, *growth*, and *coarsening*. Creation is the transient during which nucleation is still happening at a rate comparable to its initial value. The clusters that have nucleated grow during this era, taking up monomers and causing

the super-saturation to decrease by a small amount via the conservation of total density. Eventually, this small decrease in super-saturation causes the nucleation rate to vanish, and this terminates the era.

Creation is treated as an initial layer in time by means of a boundary value problem (BVP) for  $r(n, t)$ , and we present this here. The subsequent growth and coarsening eras are described by the classic Lifshitz-Slyozov (LS) equations. A new element that emerges in our work is an effective initial condition for the LS equations that comes from the long time limit of the creation era solution.

The immediate business here is to formulate the creation BVP for  $r(n, t)$ . We start by recalling the *ordering of characteristic sizes*. So far, we discussed two characteristic cluster sizes, the critical size  $n_*$  and the size  $N$  so that clusters with  $n \ll N$  grow as in classic BD, and clusters with  $n \gg N$  undergo diffusion limited growth. If the dilute phase is gaseous,  $N$  is the number of particles in a cluster whose radius equals the mean free path, or for monomers in dilute liquid solution, the intermediate size  $N$  in (3.9). We assume that during creation  $n_* \ll N$ . The characteristic cluster size during creation, denoted  $[n]$ , is yet to be determined. We assume that it is also much larger than the critical size,  $[n] \gg n_*$ . The magnitude of  $[n]$  in relation to  $N$  is not clear a-priori. Here, we assume  $[n] \gg N$  which gives the simplest path to diffusion limited coarsening as in LS. It *is* possible to formulate the creation BVP assuming  $n_* \ll [n] \ll N$ , and this is currently being pursued by the authors in a different context. For now, the regime we consider is

$$n_* \ll N \ll [n]. \quad (4.1)$$

Our model consists of the following components:

- (i) Since  $[n] \gg N$ , clusters are transported in the space of their size  $n$  by advection with velocity

$$u(n, \eta) \sim d\eta n^{\frac{1}{3}} \quad (4.2)$$

This is the diffusion limited growth rate (3.6) with the surface tension term omitted, because  $[n] \gg n_*$  implies  $\sigma \ll \eta[n]^{\frac{1}{3}}$ . Notice that this assumed advection in size space neglects other processes which influence the cluster size distribution: Fluctuations, coagulation, inhomogeneity in the far-field super-saturation, etc. are all assumed to be irrelevant at this stage. In particular [9] shows that the asymptotic PDE for  $r(n, t)$

which derives from BD has an effective diffusion, but under the creation era scaling this diffusion is negligible.

- (ii) Since  $n_* \ll N$ , BD applies for clusters whose sizes are on the order of  $n_*$ , and we expect that the *creation* rate  $j$  of super-critical clusters per unit volume is approximated by the Zeldovich formula as in (2.6)

$$j \equiv f_s \omega \sqrt{\frac{\sigma}{6\pi}} e^{-\frac{\sigma^3}{2\eta^2}}, \quad (4.3)$$

which is derived from BD.

- (iii) The *chemical potential*,  $\eta$ , is a functional of  $r(n, t)$  consistent with the overall conservation of particles.

We express the ingredients (i–iii) in mathematical form. The transport of clusters in the space of their size  $n$  is expressed by the advection PDE

$$\partial_t r + \partial_n(ur) = 0, \quad (4.4)$$

where the advection velocity  $u$  is the simplified form in (4.2), as appropriate for  $n \gg N \gg n_*$ . Creation of super-critical clusters at the Zeldovich rate (4.3) is expressed by the effective boundary condition (4.5).

$$d\eta n^{\frac{1}{3}} r \rightarrow j \sim f_s \omega \sqrt{\frac{\sigma}{6\pi}} e^{-\frac{\sigma^3}{2\eta^2}} \text{ as } n \rightarrow 0. \quad (4.5)$$

The essential idea here is a matching between a discrete flux in BD theory, and the advective flux  $ur \sim d\eta n^{\frac{1}{3}} r$  in the PDE (4.4). In the Zeldovich calculation of nucleation rate from BD,  $j$  in (4.3) is the asymptotically uniform value of a *discrete flux*, which is the net creation rate per unit volume of  $(n+1)$ –clusters from  $n$ –clusters. The asymptotic uniformity of discrete flux for  $n \sim n_*$  is part of the quasi-static but non-equilibrium assumption underlying the Zeldovich calculation (see appendix A.) Now look at the total density of clusters with sizes  $n$  in the interval  $n_* < n < n_+$ . Here,  $n_+$  is much larger than the intermediate size  $N$  but much smaller than the characteristic size  $[n]$ . The total density of clusters in  $n_* < n < n_+$  has time rate of change

$$j - d\eta n_+^{\frac{1}{3}} r(n_+, t). \quad (4.6)$$

Here,  $j$  is the ‘influx’ through  $n_*$ , given by (4.3) and  $d\eta n_+^{\frac{1}{3}} r(n_+, t)$  is the ‘outflux’ through  $n_+$ . The latter is approximated by the advection flux of the continuum approximation, and

the limiting form (4.2) of the advection velocity is used because  $N \ll n_+$ . Assuming that ‘quasi-static’ conditions prevail in the interval  $n_* < n < n_+$  (clusters are passing through and not accumulating), the difference (4.6) must vanish. Since  $n_+$  is much smaller than the characteristic size  $n$  associated with  $r(n, t)$ , the vanishing of (4.6) is interpreted as the effective boundary condition in (4.5).

We end this subsection by staging a mock debate with our “advocatus diaboli” in order to better appreciate the scaling and asymptotics implicit in (i) and (ii).

- (i) Recall that we are studying the small super-saturation limit  $\eta \rightarrow 0$ . *Why is the boundary condition (4.5) applied at  $n = 0$  when in fact we have  $n_* = \left(\frac{\sigma}{\eta}\right)^3 \rightarrow \infty$  as  $\eta \rightarrow 0$ ?* The characteristic cluster size  $[n]$  during the creation transient, to be derived shortly, is

$$[n] \propto e^{\frac{3}{5} \frac{G_*}{k_B T}} = e^{\frac{3}{5} \frac{\sigma^3}{\eta^2}}.$$

Thus,  $[n]$  is *exponentially* large as  $\eta \rightarrow 0$ , as opposed to  $n_*$  which is only *algebraically* large. Hence,  $n_*$  in units of  $[n]$  asymptotes to zero as  $\eta \rightarrow 0$ .

- (ii) *Should not the Zeldovich nucleation rate be applied at  $n = n_*$ ? If so, the full advection velocity in size space always vanishes at  $n_*$ , so how can the created clusters grow at all?* Here, it is essential to remember that approximating the transport of clusters in size space by *advection only* is *deterministic* in character, whereas the Zeldovich rate of crossing the  $n = n_*$  energy barrier is induced by *fluctuations*. As one progresses from  $n = n_*$  to  $n = n_+ \gg n_*$  the mode of transport in size space gradually changes from “advection plus strong fluctuations” to “mainly advection”. Regardless of how the transport is done, we expect there is no increasing accumulation of clusters in  $n_* < n < n_+$  and that what goes in one end ( $n = n_*$ ) comes out the other  $n = n_+$  at the same rate. Thus, as we said above, the flux through  $n = n_+$  is still the Zeldovich rate. Since  $n_+$  in units of  $[n]$  goes to zero as  $\eta \rightarrow 0$ , we are back to the effective boundary condition along  $n = 0$ . The essence of this argument has been expressed in *physical* terms by Wu on page 45 of his review article [17].

### A. The chemical potential during the creation transient

The third and final ingredient in our model is the determination of the chemical potential  $\eta$  from the density of cluster sizes  $r(n, t)$ . The conservation of particles is expressed by

$$f = \sum_{n=1}^{\infty} n f_n \quad (4.7)$$

where  $f$  is the average particle density, including particles in clusters as well as monomers.  $f_n$  is the density of  $n$ -clusters (with  $n$  particles). We divide (4.7) into a sub-critical sum, with terms  $1 \leq n \leq n_*$  and a super-critical sum, with terms  $n > n_*$ . The continuum approximation of the super-critical sum is

$$\int_0^{\infty} n r(n, t) dn. \quad (4.8)$$

The lower limit of the integral is taken to be zero and not  $n_*$ , as common sense might suggest. Once more, recall that  $n_*$  in units of  $[n]$  goes to zero as  $\eta \rightarrow 0$ , and the integral (4.8) is the contribution to total density from clusters with  $n$  on the order of  $[n]$ .

The sub-critical sum is a somewhat subtle business. The first ( $n = 1$ ) term represents monomers. What about the *embryos*, the sub-critical clusters with  $2 \leq n < n_*$ ? In the current paper we ignore these clusters as they matter little in the final result. It is worth mentioning that the effect of these embryos, while not entirely negligible, is quantitative and not qualitative. Some constants will need to be adjusted due to this approximation, but the final structure of the result is still valid.

The reduction of (4.7) based on the preceding approximations is

$$f \sim f_1 + \int_0^{\infty} n r(n, t) dn.$$

Here,  $f_1$  is related to the chemical potential  $\eta$  by (2.2), so  $f_1 = f_s e^\eta$  and thus  $\eta$  is a functional of  $r(n, t)$ . In the small super-saturation limit  $\eta \ll 1$ , we linearize the exponential, and get

$$f \sim (1 + \eta) f_s + \int_0^{\infty} n r(n, t) dn. \quad (4.9)$$

In summary, the kinetics of the creation era is described by a signaling problem, consisting of the advection PDE (4.4), the nucleation rate boundary condition (4.5) at  $n = 0$ , and



the asymptotic conservation identity (4.9). In the following section we present and solve the creation signaling problem. Its long time limit consists of a distribution  $r(n, t)$  whose average cluster size grows like  $t^{\frac{3}{2}}$  and its width grows like  $t^{\frac{1}{2}}$ . The power of  $\frac{3}{2}$  can be easily explained: The characteristic ODE associated with the advection PDE (4.4) is  $\dot{n} = d\eta n^{\frac{1}{3}}$ , whose solution grows like  $t^{\frac{3}{2}}$ .

## V. ASYMPTOTIC SOLUTION OF THE CREATION SIGNALING PROBLEM

The equations of creation signaling problem are gathered together for quick reference:

$$\partial_t r + \partial_n(d\eta n^{\frac{1}{3}}r) = 0 \text{ in } n > 0, \quad (5.1)$$

$$d\eta n^{\frac{1}{3}}r \rightarrow j = \Omega e^{-\frac{\sigma^3}{2\eta^2}} \text{ as } n \rightarrow 0, \quad (5.2)$$

$$\eta(t) = \eta(0) - \frac{1}{f_s} \int_0^\infty nr(n, t) dn. \quad (5.3)$$

Equation (5.1) is advection PDE (4.4) with reduced advection velocity (4.2). Equation (5.2) is the creation boundary condition (4.5), with

$$\Omega \equiv f_s \omega \sqrt{\frac{\sigma}{6\pi}}. \quad (5.4)$$

In the particle conservation identity (5.3),

$$\eta(0) = \log \frac{f}{f_s} \sim \frac{f - f_s}{f_s},$$

as results from (4.9), using the initial condition  $r(n, t) \equiv 0$ .

We assume that the initial super-saturation is small, which means  $\eta(0)$  is small. We take

$$\varepsilon \equiv \eta(0)$$

as the small parameter of the asymptotics. Recall our requirement that the nucleation boundary condition (5.2) satisfies  $n_* \sim \left(\frac{\sigma}{\eta}\right)^3 \ll N$  for its validity, so  $\varepsilon$  must satisfy  $\varepsilon \gg \sigma N^{-\frac{1}{3}}$ . Thus, the asymptotic analysis is valid for

$$\sigma N^{-\frac{1}{3}} \ll \varepsilon \ll 1.$$

### A. Dominant balance scalings

In the limit  $0 < \eta \ll 1$ , the nucleation rate in (5.2) is highly sensitive to small changes in the chemical potential  $\eta$ . Hence, we work with the *change* in chemical potential,

$$\delta\eta \equiv \eta - \eta(0) = \eta - \varepsilon,$$

and expect the super-saturation  $\eta$  to remain close to its original value  $\eta(0)$  throughout the creation transient. We find scaling units  $[t]$ ,  $[n]$ ,  $[r]$ , and  $[\delta\eta]$  of the variables  $t$ ,  $n$ ,  $r$ , and  $\delta\eta$  from *dominant balances* applied to equations (5.1–5.3). Since the nucleation rate  $j$  in (5.2) is exponentially small in  $\eta$ , and  $\varepsilon = \eta(0)$ , we expect that the characteristic time  $[t]$  of the creation era is exponentially large in  $\varepsilon$ , and during this long time, clusters grow to exponentially large size. Thus,  $[n]$  is expected to be exponentially large in  $\varepsilon$  as well.

The dominant balance associated with the advection PDE (5.1) is

$$\frac{1}{[t]} = \frac{1}{[n]} (d\varepsilon [n]^{\frac{1}{3}}). \quad (5.5)$$

Integrating (5.1) from  $n = 0$  to  $\infty$  and using boundary condition (5.2) we find

$$\frac{d}{dt} \int_0^\infty r \, dn = \Omega e^{-\frac{\sigma^3}{2\varepsilon^2}}$$

with corresponding dominant balance

$$\frac{[r] [n]}{[t]} = \Omega e^{-\frac{\sigma^3}{2\varepsilon^2}}. \quad (5.6)$$

The conservation equation (5.3) can be written in terms of  $\delta\eta$  as

$$\delta\eta = \frac{-1}{f_s} \int_0^\infty n r(n, t) \, dn,$$

with corresponding dominant balance

$$[\delta\eta] = \frac{1}{f_s} [r] [n]^2. \quad (5.7)$$

In addition to the three ‘straightforward’ dominant balances (5.5, 5.6, 5.7) which follow directly from (5.1–5.3), an additional dominant balance quantifies the change  $\delta\eta$  in chemical potential that ‘shuts off’ nucleation. For  $\delta\eta \ll \eta$ , the relative change in nucleation rate  $j$  in (5.2) that results from a change  $\delta\eta$  in  $\eta$  is

$$\frac{\delta j}{j} \sim \frac{\sigma^3}{\varepsilon^3} \delta\eta,$$

so the scaling unit  $[\delta\eta]$  of  $\delta\eta$  that corresponds to a significant change in the nucleation rate is

$$[\delta\eta] = \frac{\varepsilon^3}{\sigma^3}. \quad (5.8)$$

This is consistent with our assumption that it is small relative to  $\eta$ . We substitute (5.8) into (5.3), and then solve (5.5, 5.6, 5.7) for the scaling units  $[t]$ ,  $[n]$ , and  $[r]$  of time, cluster size, and cluster-size density:

$$\boxed{[t] = (8\pi)^{-\frac{1}{5}} \left\{ \varepsilon^{\frac{3}{5}} \sigma^{-\frac{7}{5}} \right\} e^{\frac{2}{5} \frac{G_*}{k_B T}} (D^3 v f_s^3 \omega^2)^{-\frac{1}{5}}} \quad (5.9)$$

$$\boxed{[n] = (6\pi)^{\frac{3}{10}} \left\{ \varepsilon^{\frac{12}{5}} \sigma^{-\frac{21}{10}} N^{\frac{1}{5}} \right\} e^{\frac{3}{5} \frac{G_*}{k_B T}}} \quad (5.10)$$

$$\boxed{[r] = (6\pi)^{-\frac{3}{5}} \left\{ \varepsilon^{-\frac{9}{5}} \sigma^{\frac{6}{5}} N^{-\frac{2}{5}} \right\} e^{-\frac{6}{5} \frac{G_*}{k_B T}} (f_s).} \quad (5.11)$$

Here,  $N$  is the intermediate size in (3.9), and  $G_* \equiv k_B T \frac{\sigma^3}{2\varepsilon^2}$  is the initial free energy barrier. The presentation of  $[t]$ ,  $[n]$ , and  $[r]$  have a certain organization for clarity: First comes any purely numerical constant. The curly brackets  $\{\cdot\}$  contain powers of *dimensionless* parameters. Next, and most important, are exponentials with the free energy barrier  $G_*$  in the exponent. Finally, the parenthesis  $(\cdot)$  contain purely dimensional parameters that give the correct physical units. For instance, the factor  $(D^3 v f_s^3 \omega^2)^{-1/5}$  in (5.9) is actually a *time*. The ‘composite’ parameters  $d$  and  $\Omega$  are broken down according to their definitions (3.6, 5.4). In the ‘alphabet soup’ leading to  $[n]$  and  $[r]$ , powers of the intermediate size  $N$  are recognized and so they appear in (5.10, 5.11). The exponentially large characteristic scales of time and cluster size are consistent with our assumption that  $n_*$  and  $N$  are small relative to the characteristic cluster size, and that the nucleation process is quasi-static. In units of  $[n]$  both  $N$  and  $n_*$  tend to zero as  $\varepsilon \rightarrow 0$ . This explains some of the simplification seen in the reduced equations.

## B. The reduced kinetics

We nondimensionalize the creation signaling problem (5.1–5.3) using the units of the variables in (5.8–5.11). The reduced equations in the limit  $\varepsilon \rightarrow 0$  are:

$$\partial_t r + \partial_n(n^{\frac{1}{3}}r) = 0, \quad \text{in } n > 0, \quad (5.12)$$

$$n^{\frac{1}{3}}r \rightarrow e^{\delta\eta}, \quad \text{as } n \rightarrow 0^+, \quad (5.13)$$

$$\delta\eta = - \int_0^\infty n r \, dn. \quad (5.14)$$

The initial condition is

$$r(n, 0) \equiv 0, \quad (5.15)$$

which corresponds to pure monomer at  $t = 0$ . The reduced equations ignore the *ignition transient* during which the nucleation rate increases smoothly from zero to the Zeldovich rate, as shown by Bonilla et al in [10] and [9]. The time-scale of the ignition transient is much shorter than  $[t]$ , and hence it cannot be resolved by the asymptotics we do here. In units of  $[n]$ , the critical size is vanishingly small. This, of course, is not the same as saying that the critical size is *identically* zero.

The reduced signaling problem (5.12–5.15) is solved by using the characteristics of PDE (5.12). It is transformed to an integral equation for  $\delta\eta$ , which is then solved numerically. The density  $r(n, t)$  is recovered from  $\delta\eta(t)$  using the same characteristics.

The flux of super-critical clusters,  $j \equiv n^{\frac{1}{3}}r$ , is constant along the characteristics in the  $(n, t)$  plane,

$$C_\tau \equiv \left\{ \left( \left( \frac{2}{3}(t - \tau) \right)^{\frac{3}{2}}, t \right) : t \geq \tau \right\}, \quad (5.16)$$

of the PDE (5.12). The characteristics can be seen in Figure 2. In the figure, the (horizontal) density of the characteristics at the point  $(n, t)$  is proportional to the density of clusters of size  $n$  at time  $t$ . Equation (5.16) describes the world-line of a cluster that nucleated at time  $t = \tau$ . The region below the thick line in Figure 2 corresponds to  $t < \frac{3}{2}n^{\frac{2}{3}}$ . In this region of the  $(n, t)$  plane, there are no cluster world lines and so  $r(n, t) \equiv 0$  for  $t < \frac{3}{2}n^{\frac{2}{3}}$ .

For a *given*  $\delta\eta(t)$ , the solution,  $r(n, t)$ , which follows from the constant flux  $n^{\frac{1}{3}}r$  along

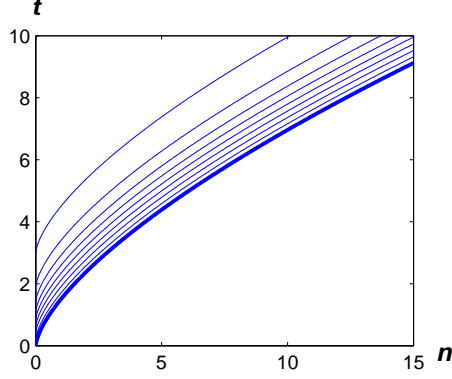


FIG. 2: The characteristics of the reduced PDE.

The flux  $n^{\frac{1}{3}}r$  is constant along the characteristics. The density of the curves is proportional to the solution  $r(n, t)$ .

characteristics, and the BC (5.13), is

$$r(n, t) = \begin{cases} n^{-\frac{1}{3}} e^{\delta\eta(t - \frac{3}{2}n^{2/3})}, & t \geq \frac{3}{2}n^{\frac{2}{3}}, \\ 0, & 0 \leq t < \frac{3}{2}n^{\frac{2}{3}}. \end{cases} \quad (5.17)$$

An integral equation for  $\delta\eta(t)$  emerges by substituting (5.17) for  $r(n, t)$  into the conservation identity (5.14). We get

$$\boxed{\delta\eta(t) = - \int_0^t \left( \frac{2}{3}(t - \tau) \right)^{\frac{3}{2}} e^{\delta\eta(\tau)} d\tau.} \quad (5.18)$$

In (5.18) the variable of integration has been changed from  $n$  in (5.14) to  $\tau \equiv t - \frac{3}{2}n^{2/3}$  as determined by (5.16).

### C. Creation Transition and Physical Predictions

We solve (5.18) numerically. A short discussion of the method and numerical result can be found in Appendix B. The flux  $j = e^{\delta\eta(t)}$  is calculated and plotted in Fig. 3. At time  $t$  near 1 the flux is half its original value, and at  $t = 5$  it has effectively vanished. The distribution  $r(n, t)$  of cluster sizes is recovered from  $\delta\eta(t)$  via (5.17). Figure 4 shows  $r$  vs.  $n$  for several values of  $t$ .

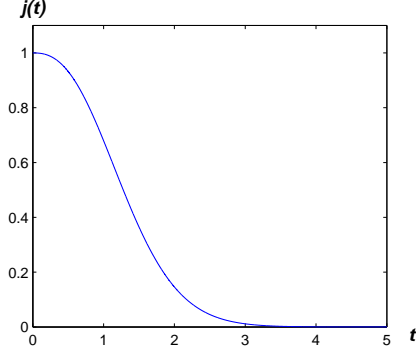


FIG. 3: The Zeldovich nucleation rate  $j$  as a function of time. After  $t = \mathcal{O}(1)$ , the supersaturation decreases slightly, and the nucleation rate gets turned off.

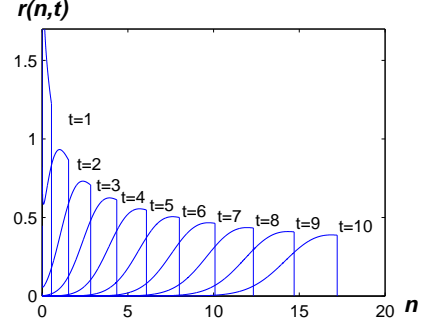


FIG. 4: The density of cluster sizes,  $r(n, t)$ , for various values of  $t$ .

From the numerical solution for  $j$  we find the total density of clusters generated during the creation era. This density is approximated by the integral

$$\int_0^{\infty} r \, dn.$$

Using the change of variables from  $n$  to  $\tau$  according to (5.16), and the PDE (5.12), we convert the integral of  $r$  into an integral of the flux  $j$ ,

$$R \equiv \int_0^{\infty} r \, dn = \int_0^{\infty} j(\tau) \, d\tau. \quad (5.19)$$

The value of  $R$ , based on the numerical approximation to  $j(t)$ , is

$$R \sim 1.34.$$

Converting back to original physical units, the total density of clusters produced during the creation era is

$$\boxed{\frac{R}{v}[r][n] = (6\pi)^{-\frac{3}{10}} R \left\{ \varepsilon^{\frac{3}{5}} \sigma^{-\frac{9}{10}} N^{-\frac{1}{5}} \right\} e^{-\frac{3}{5} \frac{G_*}{k_B T}} f_s.} \quad (5.20)$$

The characteristic cluster size  $[n]$  and characteristic time of formation  $[t]$  are given by (5.11) and (5.9).

## VI. CONCLUSIONS

The exponential dependences of the characteristic time and cluster size upon the initial free energy barrier are based on order of magnitude balances applied to a simple, essentially classical kinetics. They should be the most robust results of this paper.

We mention a biophysics application: Hydrophobic proteins have been “crystallized” into periodic arrays for x-ray analysis. They are implanted into a space filling cubic phase of lipid bilayer, which acts as the “solvent”. Nucleation of “protein crystals” is observed. The size of the cubic phase unit cell was manipulated, and it was observed that the characteristic size of the crystals, and their time of formation decrease as the size of the unit cell increases. Using the proposed exponential dependences of crystal size and time of formation upon the free energy barrier, the second author, together with M. Grabe, G. Oster, and P. Nollert [4] quantified the decrease of free energy barrier with increasing size of unit cell. The results are consistent with an independent estimate of the free energy barrier based upon the elastic energy of embedding proteins in the bilayer.

Certain detailed results of the current paper are expected to be less robust, and should be regarded as documenting the predictions of (oversimplified) classical kinetics. In particular, the emerging distribution of cluster sizes after nucleation becomes conspicuously narrow, so the sizes of clusters are much closer to one uniform size than is observed in experiments. One proposal [16] is that a broader distribution results if in fact we observe the superposition of distributions in a spatially inhomogeneous nucleation process.

The sharp front of the cluster size distribution at the largest cluster size as predicted by our model is also expected to be a casualty of any comparison with reality. Many effects could regularize it. In particular, B. Niethammer and J.J.L. Velasquez [11] formulated a diffusion-like correction to the advection PDE of the LS model, based on screening fluctuations in the local super-saturation seen about clusters.

The extreme sensitivity of the nucleation rate upon small changes in the chemical potential  $\eta$  of monomers was exploited in our asymptotic solution of the creation transient. But this extreme sensitivity is a potential source of difficulties as well. For instance, most works to date, such as Penrose [13], Niethammer and Velasquez [11], use the approximation to the conservation of particles, which says: “Density of monomers plus density of ‘large’ clusters equals total particle density.” In our work, this simple approximation to particle

conservation is retained, so as to not distract from the main points we want to emphasize. In fact, even small corrections to the conservation law and a consequential small change in  $\eta$  can be amplified to large (relative) corrections to the nucleation rate, which is exponentially small as  $\eta$  goes to zero. Specifically, Wu in [17] mentions the quasi-equilibrium distribution of sub-critical clusters (‘embryos’ in his terminology) with  $1 < n < n_*$ . We propose that the inclusion of the embryos in the conservation of particles is one of those small corrections that lead to significant changes in predictions of the nucleation rate.

As noted in the introduction, the cluster distribution that emerges after nucleation “turns off” is an effective initial condition for the further evolution of the cluster size distribution according to the classic LS theory. This is the content of a sequel paper. The completion of this program is our first try at the unification referred to in the introduction. While our proposed solution is, to the best of our knowledge, new, there are prior numerical simulations that include both the nucleation transient and the subsequent growth and coarsening phases of aggregation. For instance, Pratsinis [14] has a simulation based on the advection PDE modified by a coagulation term as in the original LS paper, and a  $\delta$ -function source term at the critical size. Of course there is no mechanism to move a cluster away from critical size within the advection approximation, so his procedure is to replace the full advection velocity (3.6) which vanishes at critical size with the truncation (4.2) which is positive at  $n = n_*$ . This nicely “blows” the nucleated clusters away from the source. This procedure is of course purely ad-hoc. But in fact it should more or less work.

In our model, the boundary condition (5.2), which equates the nucleation rate with advective flux based upon the truncated velocity (4.2), is based on *asymptotic* ideas:

- (i) The critical size  $n_*$  is much smaller than the characteristic size  $[n]$  of nucleated clusters.
- (ii) There is negligible accumulation of clusters at intermediate sizes  $n_* < n < n_+ \ll [n]$ .

The *asymptotic equality* of nucleation rate and advective flux suggests that Pratsinis’s model should work, provided we avert our gaze from  $n$  near  $n_*$  and look only at  $n \gg n_*$ .

## VII. ACKNOWLEDGMENTS

This paper was supported in part by the National Science Foundation. Y. Farjoun was partially supported by grants DMS-0515616 and DMS-0703937.



## Appendix

### APPENDIX A: BD PREDICTIONS FOR NUCLEATION AND GROWTH

We give the precise formulation of BD that stands behind nucleation, creation and growth. As stated in section II, Wu in [17] is a primary source. Here, the content is generalized in one respect: Wu treats nucleation assuming that monomers are inexhaustible, so their density is a spatially uniform constant. In this case, the free energy difference  $\eta$  can be treated as a *parameter*. Here, we allow for a change in  $\eta$  during creation, and the significant depletion of monomers during growth and coarsening afterwards. Hence, our treatment introduces the *relation* (2.2) between  $\eta$  and monomer density,  $f_1$ , appropriate for an ideal monomer bath. We begin with a more precise description of the cluster free energy. We take

$$G_k = k_B T (g_n - \eta(n-1)). \quad (\text{A.1})$$

Recall that  $k_B T \eta$  is the difference between bulk free energies per particle in the monomer bath and in the condensed phase. If the free energy cost to add one particle to a cluster was *exactly*  $-k_B T \eta$ , independent of the cluster size  $n$ , we would get the component  $-k_B T \eta(n-1)$  in (A.1). The component  $k_B T g_n$  with  $g_n$  a function of  $n$  is the ‘correction’ due to the cluster’s finite size. We have  $g_1 = 0$ , so  $G_1 = 0$ . In the limit  $n \rightarrow \infty$ ,  $g_n$  is asymptotic to the surface free energy  $k_B T \left(\frac{3}{2} \sigma n^{\frac{2}{3}}\right)$  as appears in (2.1).

There are *thermodynamic equilibria*, characterized by *under-saturated* monomer density,  $f_1 < f_s$ , and equilibrium cluster densities for  $n \geq 2$ ,

$$f_n = z_n \equiv f_1 e^{-\frac{G_n}{k_B T}} = f_s \left(\frac{f_1}{f_s}\right)^n e^{-g_n}. \quad (\text{A.2})$$

The last equation is based on (A.1) for  $G_n$ , and  $\eta = \log\left(\frac{f_1}{f_s}\right)$  as in (2.2). The average density of all particles, including those in clusters as well as monomer, is generally given by

$$f = \sum_{n=1}^{\infty} n f_n. \quad (\text{A.3})$$

In the equilibrium case with  $f_n = z_n$  given by (A.2) for  $n \geq 2$ , this reduces to a definite function of  $f_1$ ,

$$f(f_1) = f_s \sum_{n=1}^{\infty} n \left(\frac{f_1}{f_s}\right)^n e^{-g_n}. \quad (\text{A.4})$$

The power series converges for  $0 \leq f_1 \leq f_s$  and diverges for  $f_1 > f_s$ . We have  $f(0) = 0$ ,  $f'(0) = 1$  and  $f''(f_1) > 0$ , in  $0 \leq f_1 \leq f_s$ . Hence,  $f(f_1) > f_1$  in  $0 \leq f_1 \leq f_s$ . In particular, the *critical density*

$$f_c \equiv f(f_s)$$

is greater than  $f_s$ .

An initial condition starting from pure monomer with  $f_1(t=0) < f_c$  is expected to relax to an equilibrium, with the asymptotic value  $f_1(t \rightarrow \infty) < f_s$  which satisfies  $f(f_1(\infty)) = f_1(0)$ . If  $f_1(0) > f_c$ , we expect nucleation, followed by creation, growth, and coarsening of clusters. The long time limit of the aggregation process has  $f_1 \rightarrow f_s$  and the ‘excess’ of particles above saturation density  $f_s$  are in an ensemble of clusters that grow indefinitely in size, while becoming more sparsely distributed.

Given initial values of cluster densities that do not correspond to an equilibrium, we expect a time evolution. Since particles are assumed to be conserved, the time dependent cluster densities satisfies (A.3) with  $f$  equal to a positive constant determined by initial conditions. The BD kinetic model can be thought of as the ‘transport of clusters in the space of their size  $n$ ’, as induced by the ‘surface reactions’ of expelling or adding monomers. The time rates of change of densities with  $n \geq 2$  are given by the ‘discrete conservation law’,

$$\dot{f}_n + j_n - j_{n-1} = 0 \tag{A.5}$$

where the *discrete flux*  $j_n$  is the net rate of creation per unit volume of  $(n+1)$ -clusters from  $n$ -clusters. It is given by,

$$j_n = \beta_n f_n - \alpha_{n+1} f_{n+1}. \tag{A.6}$$

Here,  $\alpha_n$  and  $\beta_n$  are rate constants for an  $n$ -cluster to lose or gain one particle.

Conventional assignments of rate constants start with an explicit physical model for absorption rate constants  $\beta_n$ . For instance, in [17], Wu presents the kinetic theory model for absorption of gaseous monomers, which stick to a cluster upon impact. The resulting  $\beta_n$  are linear in  $f_1$ , a feature that seems reasonable for dilute monomer baths. Here, we assume that clusters adsorb monomers from dilute monomer baths with rate constants proportional to monomer density  $f_1$ .

With adsorption rate constants  $\beta_n$  given, evaporation rate constants  $\alpha_n$  follow from a certain correspondence with equilibrium theory, called ‘detailed balance’. For the equilibrium densities  $z_n$  in (A.2) with  $f_1 < f_s$ , the discrete fluxes (A.6) should vanish identically,

and this leads to the determination of evaporation rate constants,

$$\alpha_{n+1} = \beta_n \frac{z_n}{z_{n+1}} = e^{g_{n+1}-g_n} \left( \frac{\beta_n f_s}{f_1} \right). \quad (\text{A.7})$$

Relations (A.7) hold for  $n = 1$  with  $z_1 = f_1$ .

Since the  $\beta_n$  are linear in  $f_1$ , the  $f_1$  dependence cancels in the RHS and the evaporation rate constants  $\alpha_n$  are independent of  $f_1$ .

What happens if  $f > f_c$ , in which case there is no equilibrium to relax to? The conventional hypothesis is to *still* assign the  $\alpha_n$  according to (A.7), even though the  $z_n$  no longer represent physical equilibrium densities. This extension of detailed balance is discussed by Wu [17]. He refers to it as the ‘principle of constrained equilibrium’. There *is* a piece of ‘common sense’ behind it: Suppose it is really true that the rate constant have *definite* dependences upon  $n$  and  $f_1$ , which are independent of initial conditions. We do not expect these dependences to change when we simply add more particles so equilibrium cannot happen.

Given the ‘constrained equilibrium’ relation (A.7) between adsorption and evaporation rate constants, we can write the discrete flux (A.6) as

$$j_n = \alpha_{n+1} \left( \frac{z_{n+1}}{z_n} f_n - f_{n+1} \right). \quad (\text{A.8})$$

This form hides the dependence of  $j_n$  on monomer density  $f_1$ . Using (A.2) for the  $z_n$  (A.8) becomes

$$j_n = \alpha_{n+1} \left( e^{-(g_{n+1}-g_n)} \frac{f_1 f_n}{f_s} - f_{n+1} \right). \quad (\text{A.9})$$

In summary, the BD theory consists of the particle conservation identity (A.3), and the discrete conservation law (A.5) with the discrete flux (A.9). These equations amount to a system of ODE for  $f_n, n > 1$ .

We briefly indicate the actual derivations of the quoted results (2.6, 2.7), for nucleation and growth. The nucleation rate (2.6) comes from a quasi-static approximation: The monomer supply is treated as inexhaustible, so the bulk free energy difference  $\eta$  in  $G_n$  can be approximated as a constant. The discrete fluxes  $j_n$  are asymptotically equal to a uniform constant  $j$  for  $n$  on the order of  $n_* = \left( \frac{\sigma}{\eta} \right)^3$ , consistent with the treatment of nucleation as an asymptotically steady, but non-equilibrium process. We rewrite (A.8) with constant, uniform  $j_n \equiv j$  as

$$\frac{1}{\alpha_{n+1} z_{n+1}} j = \left( \frac{f_n}{z_n} - \frac{f_{n+1}}{z_{n+1}} \right). \quad (\text{A.10})$$

Assuming that  $\frac{f_n}{z_n} \rightarrow 0$  as  $n \rightarrow \infty$ , summing over  $n$  gives

$$j \sum_{n=2}^{\infty} \frac{1}{\alpha_n z_n} = 1. \quad (\text{A.11})$$

The 1 on the RHS is what remains of a telescoping sum. From (A.11), formula (2.6) for  $j$  follows by standard mathematics, with approximations (2.1, 2.3) for  $G_n$  and  $\alpha_n$ , and asymptotic calculation of the sum as a Gaussian integral to capture the largest terms for  $n$  near  $n_*$ .

The near deterministic growth rate (2.7) follows from a continuum limit approximation to the discrete conservation law (A.5). The cluster densities are represented by

$$f_n = r(n, t)$$

where  $r$  is a smooth function of its arguments, and the characteristic cluster size  $n$  is much larger than 1. Inserting this continuum approximation of  $f_n$  into the discrete flux (A.9), and using approximations

$$\alpha_n \sim \omega n^{\frac{2}{3}}, \quad g_n \sim \frac{3}{2} \sigma n^{\frac{2}{3}}, \quad \eta \equiv \frac{f_1 - f_s}{f_s} \ll 1,$$

we readily derive an asymptotic representation

$$j_n \sim \omega \left( \eta n^{\frac{2}{3}} - \sigma n^{\frac{1}{3}} \right) r(n, t).$$

Hence the lowest order of continuum approximation to the discrete conservation law (A.5) is an advection PDE

$$\partial_t r + \partial_n (u r) = 0, \quad (\text{A.12})$$

with advection velocity

$$u = \omega \left( \eta n^{\frac{2}{3}} - \sigma n^{\frac{1}{3}} \right).$$

This advection velocity is precisely the deterministic growth rate quoted in (2.7).

The next order of approximation leads to a diffusion term in (A.12). Diffusion in size space forbids mathematically sharp fronts like the one we have in our solution, however, we argue that our solution is still asymptotically correct. The diffusion term has coefficient proportional to  $n^{\frac{1}{3}}$  and this makes the diffusion term asymptotically small relative to advection: If  $[n] \gg 1$  is the characteristic cluster size, the diffusion term is proportional to  $\frac{[n]^{\frac{1}{3}}}{[n]^2} = [n]^{-\frac{5}{3}}$ , and the advection term is proportional to  $\frac{[n]^{\frac{1}{3}}}{[n]} = [n]^{-\frac{2}{3}}$ , much larger. It be

shown in the sequel paper (which presents the solution to the growth and coarsening eras) that the diffusive term does not play a part in these eras either. The diffusive term does play an active role during ignition (as shown in [9]) and possibly in an era after the first appearance of coarsening, but this is (still) unexplored territory.

## APPENDIX B: NUMERICAL SOLUTION OF INTEGRAL EQUATION

The analysis of the nucleation era requires the solution of the integral equation,

$$\delta\eta(t) = - \int_0^t \left( \frac{2}{3} (t - \tau) \right)^{\frac{3}{2}} e^{\delta\eta(t)} d\tau. \quad (\text{B.1})$$

We find the approximate solution of this equation on a set of equally spaced times  $t_n$ . The value of  $\delta\eta(t_{n+1})$  is calculated from the integral of  $\delta\eta$  up to time  $t_{n+1}$  using the trapezoidal rule approximation. This is not implicit as the  $t - \tau$  term in the integrand of (B.1) vanishes at  $\tau = t$ . The order of accuracy of the method is found to be  $\frac{3}{2}$  (numerically). This fractional order is most likely due to the cusp in the integrand at  $t = \tau$ , which adds an error of  $\mathcal{O}(\Delta t)^{3/2}$  to the integral.

The value  $R = \int_0^\infty e^{\delta\eta(t)} dt \sim 1.343$  was found by using 1000 points in the interval  $(0, 4)$ . The error in  $R$  is estimated to be 0.001, while the error in the flux itself is estimated to be  $10^{-6}$ . The errors were obtained by comparing to the results of the same numerical calculation with 4000 points.

## APPENDIX C: ON THE RELATION BETWEEN $N$ AND THE MEAN FREE PATH

Within the continuum model, the diffusion size  $N$  separates small ( $n \ll N$ ) clusters whose growth rate is proportional to surface area, from large ( $n \gg N$ ) clusters whose growth rate is proportional to radius. The radius  $R$  of a cluster with  $N$  particles is

$$R = 3 \left( \frac{4\pi}{3} \right)^{\frac{1}{3}} (f_s v) \left( \frac{D}{\omega v^{\frac{2}{3}}} \right) v^{\frac{1}{3}}. \quad (\text{C.1})$$

In gases, the mean free path (MFP)  $\lambda$  separates ‘small’ clusters with radii  $a \ll \lambda$  whose uptake of monomers is described by kinetic theory, from large ( $a \gg \lambda$ ) clusters whose uptake

is controlled by diffusion. The comparison of  $R$  and  $\lambda$  is straightforward. There are well developed kinetic theory models relating the diffusion coefficient  $D$  and evaporation rate constant  $\omega$  to the MFP  $\lambda$  and average speed  $c$  of gaseous monomers. These are presented in detail by Seinfeld and Pandis in [15]. We have

$$D = \frac{c\lambda}{3} \quad (\text{C.2})$$

and

$$\omega = \alpha \frac{c}{4} (36\pi v^2)^{\frac{1}{3}} f_s. \quad (\text{C.3})$$

Here,  $\alpha$ , called the *accommodation factor*, is the probability that a monomer sticks to the cluster after colliding with it. Substituting  $D$  and  $\omega$  from (C.2, C.3) into (C.1) gives

$$R = \frac{4}{3\alpha} \lambda. \quad (\text{C.4})$$

If  $\alpha = 1$  (so monomer always stick to clusters when colliding, a common assumption) we see that  $R$  and  $\lambda$  are essentially the same. In this case the ‘continuum’ growth rate (3.11) loses validity as  $n$  approaches  $N$  from above. If  $0 < \alpha \ll 1$ , then  $R \gg \lambda$ , and (3.11) retains nominal validity for  $n$  on the order of  $N$ . The point here is that the physical significance of  $R$  is different from the MFP.

We summarize the main lessons: First, clusters much larger than  $N$  undergo diffusion limited growth as described by the ODE (3.6). A cluster much smaller than  $N$  sees a monomer bath with uniform chemical potential  $\eta$ . This is predicted within the continuum model with diffusive transport. If we have gaseous monomers, so  $R$  and the MFP  $\lambda$  are comparable, smallness in the sense  $n \ll N$  translates into cluster radius  $a \ll \lambda$ . Such a ‘tiny’ cluster is expected to induce only a weak perturbation of the monomer bath, and it ‘sees’ the uniform value  $\eta$  of chemical potential. In any case, the deterministic growth of  $n \ll N$  clusters follows the classic ODE (2.7) from BD.

Now we extrapolate a bit: Since the monomer chemical potential around small ( $n \ll N$ ) clusters is uniform, as in BD, we assume that the discrete BD equations (in appendix A) are valid for  $n \ll N$ . In particular, the nucleation rate (2.6) of super-critical clusters which derives from BD is expected to hold if the critical size  $n_*$  is much smaller than  $N$ . In typical nucleation process, the critical nucleus has a few hundred particles of molecular size, so its radius is roughly an order of magnitude larger than molecular size. In the gas case, we have

$R$  comparable to  $\lambda$ , and  $\lambda$  generally exceeds molecular size by several orders of magnitude. Hence, we expect  $n_* \ll N$  for nucleation from gaseous monomer, and the classic nucleation rate (2.6) should hold.

## APPENDIX D: THE MAGNITUDE OF THE DIFFUSION SIZE

We estimate the diffusion size  $N$  for precipitation of clusters out of a *liquid* solution. Let  $W$  be the work required to remove a monomer from the condensed phase into the surrounding dilute phase. In the formula (3.9) for the diffusion size  $N$ ,  $f_s v$  is the volume fraction occupied by monomers in the dilute phase, and we expect that

$$f_s v \propto e^{-\frac{W}{k_B T}}.$$

Let  $\xi$  be the characteristic frequency associated with the individual “jumps” of a monomer as it is jostled in a liquid solution. Assume that the jumps have length on the order of  $v^{\frac{1}{3}}$  (recall that  $v$  is the monomer volume). The standard estimate for the diffusion coefficient  $D$  is

$$D = v^{\frac{2}{3}} \xi$$

so the factor  $\frac{D^3}{\omega^3 v^2}$  in (3.9) can be written as

$$\frac{D^3}{\omega^3 v^2} = (\xi \omega)^3.$$

What is  $\xi$  in relation to the evaporation rate constant  $\omega$ ? The standard argument is to assume there is an activation energy barrier  $V > W$  against expulsion of a monomer from the condensed phase, so the evaporation rate  $\omega$  should be proportional to  $\xi e^{-\frac{V}{k_B T}}$ . Notice  $\xi$  is also being viewed as a frequency for evaporation attempts. Hence, we estimate

$$\frac{\omega}{\xi} = e^{-\frac{V}{k_B T}}.$$

In summary, our estimate of  $N$  in (3.9) is

$$N \propto e^{\frac{3(V-W)}{k_B T}}.$$

We see that  $N \gg 1$  results from  $V - W$  being a few  $k_B T$ . For example, if  $V - W = 4k_B T$ , the exponential has value 163,000.

- 
- [1] R. Becker and W. Döring, *Kinetische Behandlung der Keimbildung in übersättigten Dämpfen*, Ann. Phys. **24** (1935), 719.
  - [2] R. S. Bradley (ed.), *Evaporation and droplet growth in gaseous media*, Pergamon Press, 1959, N. A. Fuchs.
  - [3] N. A. Fuchs and A. G. Sutugin, *Highly dispersed aerosols*, Ann Arbor Science Publishers, 1970.
  - [4] M. Grabe, J. Neu, G. Oster, and P. Nollert, *Protein interactions and membrane geometry*, Biophysical Journal **84** (2003), no. 2, 854–868.
  - [5] A. P. Grinin, A. K. Shchekin, F. M. Kuni, and E. A. Grinina, *Study of nonsteady diffusional growth of a droplet in a supersaturated vapor: Treatment of the moving boundary and material balance*, Journal of Chemical Physics **121** (2004), no. 1, 387–393.
  - [6] I. M. Lifshitz and V. V. Slyozov, *The kinetics of precipitation from supersaturated solid solutions*, J. Phys. Chem. Solids **19** (1961), 35–50.
  - [7] S. K. Loyalka, *Rarefied gas dynamics*, Teubner, Stuttgart, 1986, edited by V. Boffi and C. Cercignani.
  - [8] V. I. Marchenko, *On the theory of fog*, JETP Lett. **64** (1996), no. 1, 66–69.
  - [9] J. C. Neu, L. L. Bonilla, and A. Carpio, *Igniting homogeneous nucleation*, Phys. Rev. E **71** (2005), no. 021601, 14 pages, [arxiv:cond-mat/0412165](https://arxiv.org/abs/cond-mat/0412165).
  - [10] J. C. Neu, J. A. Cañizo, and L. L. Bonilla, *Three eras of micellization*, Phys. Rev. E **66** (2002), no. 061406, 1–15.
  - [11] B. Niethammer and J. J. L. Velazquez, *On the convergence to the smooth self-similar solution in the lsw model*, Indiana Univ. Math. J. **55** (2006), 761–794.
  - [12] ———, *Screening in interacting particle systems*, Arch. Rational Mech. Anal. **180** (2006), no. 3, 493–506.
  - [13] O. Penrose, *The Becker–Döring equations at large times and their connection with the LSW theory of coarsening*, J. Stat. Phys. **89** (1997), 305–320.
  - [14] S. E. Pratsinis, *Simultaneous nucleation, condensation, and coagulation in aerosol reactors*, J.



- of Coll. Int. Sci. **124** (1988), no. 2, 416–427.
- [15] H. Seinfeld and S. N. Pandis, *Atmospheric chemistry and physics*, Wiley, New York, 1998.
- [16] W. G. Wolfer, personal communication, 2003.
- [17] D. T. Wu, *Nucleation theory*, Solid State Physics, vol. 50, Academic Press, San Diego, CA, 1996, pp. 37–187.
- [18] J. B. Zeldovich, *On the theory of new phase formation; cavitation*, Acta Physiochim, URSS **18** (1943), 1–22.

## LIST OF FIGURES

1	An overview graph showing the size of the largest cluster versus time. . . . .	4
2	Characteristic during the nucleation era . . . . .	21
3	Nucleation rate as a function of time . . . . .	22
4	The density of cluster sizes, $r(n, t)$ , for various values of $t$ . . . . .	22