

# The Distribution of Cluster Sizes during Nucleation

Yossi Farjoun\*

Department of Mathematics, MIT

John C. Neu

Department of Mathematics, UC Berkeley

(Dated: May 26, 2019)

We determine the distribution of cluster sizes that emerges from the nucleation phase of a homogeneous aggregation process with conserved total particle density. The physical ingredients behind the predictions are essentially classical: Super-critical nuclei are created at the Zeldovich rate, and before the depletion of monomers is significant, the characteristic cluster size is so large that the clusters undergo diffusion limited growth. Mathematically, the distribution of cluster sizes satisfies an advection PDE as in the classical Lifshitz-Slyozov model of coarsening. During the nucleation phase, the characteristic cluster size much larger than the critical size, so creation of super-critical clusters at the Zeldovich rate is represented by an effective boundary condition at zero size.

This “advection-signaling” problem for the cluster size distribution admits an explicit asymptotic solution in the small super-saturation limit. In particular, given the initial free energy barrier  $G_*$  against nucleation, the characteristic time of the nucleation phase is proportional to  $e^{\frac{2}{5} \frac{G_*}{k_B T}}$ , the characteristic number of monomers in a cluster is proportional to  $e^{\frac{3}{5} \frac{G_*}{k_B T}}$ , and the characteristic density of clusters is proportional to  $e^{-\frac{3}{5} \frac{G_*}{k_B T}}$ .

PACS numbers: 61.46.Bc, 61.43.Hv, 81.10.Aj

## I. INTRODUCTION

We formulate and solve a continuum model of nucleation kinetics, thereby giving effective initial conditions for the well known Lifshitz-Slyozov (LS) equations [4] that describe the subsequent growth and coarsening of the nucleated clusters. In this sense we attempt to unify the partial theories of aggregation in the literature, which treat nucleation or the subsequent growth/coarsening, but not both. One way that the current work contributes to the prior literature on ‘unified’ aggregation models [10] is the *explicit* solution of nucleation model. Predictions for the time duration of nucleation, the characteristic cluster size, and the total density of clusters created are collateral results of this solution.

*Nucleation* refers to the initial creation of large clusters from super-saturated monomers. This creation proceeds by unlikely sequences of fluctuations against a large free energy barrier. Traditional descriptions of nucleation, as in Wu’s review article [16] or Seinfeld and Pandis’s book [11] present quasi-static solutions of discrete kinetic equations similar to those of Becker and Döring (BD) [1]. ‘Quasi-static’ means that monomers are treated as inexhaustible, and that the transport or ‘flux’ of clusters to increasing sizes is treated as a steady but non-equilibrium process. The main result is Zeldovich’s famous formula for the nucleation rate per unit volume, proportional to  $e^{-G_*/k_B T}$ , where  $G_*$  is the height of the free energy barrier against nucleation. For a large barrier,  $G_* \gg k_B T$ ,

the nucleation rate is exponentially small, and this is the a-posteriori justification of the quasi-static assumption.

Once the nuclei have surmounted the free energy barrier against their formation, they tend to grow. Their growth decreases the super-saturation, and the nucleation is effectively shut-down. The super-saturation is eventually so depleted that only the largest clusters grow at the expense of the smaller ones. This is called ‘coarsening’. The LS model in [4] describes the growth and coarsening phases after nucleation. Much of the analysis of LS, such as that by Velasquez [14] or Niethammer [6], address questions that can be answered *without* reference to effective initial conditions that come from the nucleation transient. Shneidman in [12] and [13] found the solution to the nucleation transient with an *externally* varying parameter. In the current paper, we take the total particle density as a conserved quantity, the varying super-saturation is thus coupled to the solution and is not controlled externally.

The need for an analysis of the whole nucleation process, which predicts the emerging distribution of cluster sizes, is clear. Our model of the nucleation transient does just that. In particular, it shows that the characteristic time  $[t]$  and characteristic number of particles  $[n]$  in a cluster are exponentially large in the initial free energy barrier  $G_*$ ,

$$[t] \propto e^{\frac{2}{5} \frac{G_*}{k_B T}}, \quad [n] \propto e^{\frac{3}{5} \frac{G_*}{k_B T}}. \quad (1.1)$$

The model that achieves these results has to resolve some ‘issues’ between the BD discrete kinetics, and the growth/coarsening kinetics of LS. One issue is a ‘difference of opinion’ about how clusters interact with the monomer bath. In BD, clusters grow by surface reac-

---

\*Electronic address: yfarjoun@math.mit.edu

tions with a uniform monomer bath, characterized by a uniform chemical potential of monomer relative to the condensed phase inside clusters. The rate of addition of particles to a large cluster is proportional to its surface area. In LS, monomers are transported by diffusion and there is a thermodynamically imposed difference between ‘surface’ and ‘far field’ concentrations of monomer. This results in diffusion limited growth (DLG) in which particles are added to a large cluster at a rate proportional to cluster radius, not surface area. It is generally understood that the spatial variation of monomer density should be a weak effect about small clusters, and stronger about larger ones. But what ‘intermediate’ size separates small and large, and what is the model which interpolates between small and large?

One approach, explored by Velasquez and Niethammer [8], adjusts the kinetic rate constants in the discrete BD equations so that their modified BD mimics diffusion limited growth in the limit of large clusters. Our approach is to ‘marry’ the surface reaction model in BD with finite monomer diffusion: Due to finite diffusivity of monomer, the adsorption and evaporation reactions at the surface of a cluster see a ‘surface’ chemical potential, generally different from the asymptotically uniform value far from clusters. The growth model based on this marriage identifies a ‘diffusion size’  $n_D$ : ‘Small’ clusters whose number  $n$  of particles is much less than  $n_D$  see a nearly uniform monomer bath, and their growth rate is proportional to surface area, while ‘large’ clusters with  $n \gg n_D$  undergo DLG. This ‘interpolation’, while satisfying, is limited. For nucleation from gaseous monomer, a cluster with  $n_D$  particles has a radius comparable to the mean free path, and our ‘surface reaction + diffusion’ model, which is based on *continuum* ideas, cannot be quantitative as  $n$  approaches  $n_D$  from above.

But, in the ‘big picture’, this does not really matter: The exponentially large size  $[n]$  of clusters during the nucleation transient is much larger than  $n_D$ . Hence, in our nucleation model, the clusters are nucleated at the rate predicted by BD, and then they are assumed to undergo DLG, once created.

We summarize the nucleation model: Clusters are created at the rate proportional to  $e^{-\frac{G_*}{k_B T}}$  as in BD. Once created, they are transported in the space of their sizes by DLG. This is because the exponentially large size of clusters in (1.1) is much larger than the diffusion length  $n_D$ . The conservation of particles determines the supersaturation as in LS. The asymptotic solution of the nucleation model for  $G_* \gg k_B T$  leads to the characteristic time and cluster size in (1.1). The distribution of cluster sizes predicted at the ‘end’ of the nucleation transient furnishes effective initial conditions for LS, which then describes growth/coarsening. This is carried out in a sequel paper.

In section 2, we summarize results from the classic BD model which incorporate into our ‘global’ model. Section 3 describes the physical basis of the ‘diffusion size’  $n_D$ . Section 4 assembles the nucleation model as an advection

PDE signaling problem. Section 5 contains its asymptotic solution, with predictions of the exponentially large characteristic time and cluster sizes.

## II. CLASSICAL NUCLEATION AND GROWTH BY SURFACE REACTIONS

### A. The classical model

Becker-Döring (BD) treats nucleation and growth of clusters by ‘surface reactions’ in which clusters exchange particles (monomers) with a monomer bath. We describe BD predictions about nucleation and cluster growth which incorporate into the proposed ‘global’ model. A precise formulation of BD in appendix A provides the rigorous basis of the formulas quoted here. Much of the content and notation follow the review article by Wu in [16].

Nucleation and cluster growth can be quantified in terms of a few state variables and physical parameters. The main state variable of the monomer bath is the *monomer density*  $f_1$  (as particles per unit volume.) In BD, the monomer density is assumed to be spatially uniform. The monomer bath is assumed to be dilute relative to the condensed phase inside large clusters. Concrete physical situations include gas-liquid condensation as considered by Wu [16] and Seinfeld and Pandis [11], and precipitation from dilute liquid solution.

There are physical quantities related to the *Gibbs free energy*  $G_n$  of an  $n$ -cluster (a cluster with  $n$  particles) relative to its monomer constituents. For a large  $n \gg 1$  cluster, this energy is approximated by

$$G_n \sim k_B T \left( \frac{3}{2} \sigma n^{2/3} - \eta n \right). \quad (2.1)$$

Here,  $\sigma$  is a dimensionless *surface tension*, proportional to the free energy per unit area of interface between the monomer bath and the condensed phase inside clusters. The *chemical potential difference* between the monomer bath and condensed phase, in units of  $k_B T$  is denoted  $\eta$ . For an ‘ideal’ monomer bath (dilute, noninteracting monomer),  $\eta$  is related to monomer density  $f_1$  by

$$\eta = \log \left( \frac{f_1}{f_s} \right). \quad (2.2)$$

Here,  $f_s$  is the *saturation density* of monomers, for which the free energy of a monomer in the bath *equals* the bulk free energy per particle of the condensed phase. We focus on the *near saturation limit*  $|f_1 - f_s| \ll f_s$ , in which case (2.2) reduces to

$$\eta \sim \frac{f_1 - f_s}{f_s} \equiv \varphi. \quad (2.3)$$

Equation (2.3) is also the definition of  $\varphi$ , the supersaturation. A remaining parameter we need comes from kinetics. In the theory of gas→liquid condensation as

summarized by Wu [16], and Seinfeld and Pandis [11], the rate constant  $\alpha_n$  for an  $n$ -cluster to lose one monomer is asymptotically independent of the monomer density and proportional to its surface area, as  $n \rightarrow \infty$ . We proceed with

$$\alpha_n \sim \omega n^{\frac{2}{3}}, \quad (2.4)$$

for  $n \gg 1$ . Here, the *evaporation rate constant*  $\omega$  is (up to a geometric factor) the rate at which any specific particle on the cluster's surface evaporates into the monomer bath.

In summary, the BD predictions about nucleation and cluster growth can be stated in terms of *parameters*  $\sigma$  (dimensionless surface tension),  $f_s$  (saturation monomer density),  $\omega$  (evaporation rate constant) and the *variable*  $\eta \sim \frac{f_1 - f_s}{f_s}$  (difference of chemical potentials approximated by the super-saturation).

### B. Nucleation

In the small super-saturation limit,  $0 < \eta \ll 1$ , the cluster free energy (2.1) is maximum at the *critical size*

$$n_* \equiv \left( \frac{\sigma}{\eta} \right)^3. \quad (2.5)$$

By substituting  $n_*$  for  $n$  in (2.1) the height of the energy barrier is found to be

$$G_* = k_B T \frac{\sigma^3}{2\eta^2}. \quad (2.6)$$

*Nucleation* refers to the growth of clusters from monomer ( $n = 1$ ) to *super-critical* ( $n > n_*$ ) by unlikely sequences of size-increasing thermal fluctuations. Unlikely, because they represent successive increases of free energy. The BD prediction for the rate of creation of super-critical clusters per unit volume is the Zeldovich formula

$$j = \omega f_s \sqrt{\frac{\sigma}{6\pi}} e^{-\frac{\sigma^3}{2\eta^2}}. \quad (2.7)$$

The classical calculations leading to (2.7) (see appendix A) treat nucleation as a quasi-static but non-equilibrium process: The depletion of monomers is assumed negligible, so the chemical potential difference  $\eta$  is treated as a small positive constant. In our proposed ‘global’ model,  $\eta$  decreases as monomers are absorbed into clusters. However, due to the exponential smallness of  $j$  in  $\eta$ , any significant decrease in  $\eta$  takes an exponentially long time, and the quasi-static assumption underlying (2.7) is assumed to hold.

Suppose a cluster achieves a size sufficiently greater than  $n_*$ , so that fluctuations back to  $n < n_*$  are unlikely. The most likely prospect is further, nearly deterministic growth. The near deterministic evolution of cluster size  $n$  away from  $n_*$  is described by taking  $n = n(t)$  as a smooth

function of time. The asymptotic time evolution of  $n(t)$  that follows from BD is

$$\dot{n} = \omega \left( \eta n^{2/3} - \sigma n^{1/3} \right), \quad (2.8)$$

for  $n$  on the order of  $n_*$  and  $n_* \gg 1$  (See Appendix A). Equation (2.8) describes the near deterministic *shrinking* of clusters with  $n < n_*$  as well as the growth of  $n > n_*$  clusters. Finally, note that for  $n \gg n_*$ ,  $\dot{n}$  is proportional to  $n^{\frac{2}{3}}$  which is proportional to the cluster's surface area. For growth fueled by the ‘absorption’ surface reaction in a monomer bath of *uniform density*, this looks like simple common sense. As noted in the introduction, this *disagrees* with the diffusion limited growth rate, which is proportional to the cluster's linear size. Indeed, for large clusters, the assumption that the super-saturation is spatially uniform breaks down and diffusion of monomers plays a large role in determining the growth rate.

### III. CLUSTER GROWTH WITH MONOMER DIFFUSION

We present a model of cluster growth that embodies diffusive transport of monomers and surface reactions between monomers and the cluster, in a mutually consistent way. More specifically, the essential physical ideas are:

- (i) Monomer transport is idealized as diffusion with a finite diffusivity. If a cluster is growing, most absorbed monomers come from a finite region about the cluster. If it is shrinking, most of the expelled monomers are deposited in a finite region as well. In either case, the super-saturation is *non-uniform*. Recall that the monomer chemical potential is asymptotically equal to the super-saturation in the small super-saturation limit, as in (2.3). Hence, the chemical potential about the cluster is non-uniform as well. In particular, the chemical potential at the cluster's surface is generally not equal to the asymptotically uniform value far from clusters.
- (ii) The surface activated growth as described by BD is assumed to hold, but with the value of chemical potential seen at the cluster's surface and not the uniform value far away.

We emphasize the strong limitation that comes from the *continuum* assumption implicit in both (i) and (ii). Diffusion is an approximation to monomer transport when the mean free path (MFP) of monomer is much smaller than the relevant spatial scales. Hence, we model monomer transport into large ( $n \gg 1$ ) clusters by diffusion if the MFP is of molecular size. We expect this is the case for monomers in liquid solution. On the other hand, the MFP of monomers in a gas can be larger than or comparable to the sizes of clusters, in which case the diffusion model does not apply. The proposal (ii), that

the cluster ‘sees’ the ‘surface’ chemical potential rather than the background value is also a continuum idea. The notion of a ‘local’ chemical potential that varies spatially makes sense only if the spatial scale of variation is much larger than the MFP. Also, the thermodynamic argument that connects adsorption and evaporation rate constants (see appendix A) makes no sense if the monomer bath can not be regarded as uniform over distances comparable to the MFP.

### A. Cluster Growth due to Diffusive Transport

Let  $n=n(t)$  be the number of particles in a spherical cluster, surrounded by monomers undergoing diffusive transport. The growth of the cluster is coupled to the monomer density since a growing cluster acts as a monomer sink. The time-rate of change of  $n$  can be approximated by the *Maxwell flux* [11]

$$\dot{n} \sim 4\pi a D f_s (\varphi - \bar{\varphi}). \quad (3.1)$$

Here,  $a=a(t)$  is the cluster radius and  $D$  is the monomer diffusivity,  $\varphi$  is the ‘background’ value of super-saturation  $(f_1 - f_s)/f_s$  far from clusters, and  $\bar{\varphi}$  is the super-saturation at the surface. The Maxwell flux is based on a quasi-static approximation, that the characteristic times of variations in radius  $a(t)$  and the background super-saturation  $\varphi(t)$  are much longer than the diffusive relaxation time  $\frac{a^2}{D}$ . In (3.1) it is convenient to express radius in terms of particle number,

$$a = \left( \frac{3}{4\pi} v n \right)^{\frac{1}{3}},$$

where  $v$  is the volume per particle of the condensed phase. Also,  $\varphi$  and  $\bar{\varphi}$  are asymptotically equal to corresponding ‘background’ and ‘surface’ values  $\eta$  and  $\bar{\eta}$  of chemical potential. Expressing the RHS of (3.1) using  $n, \eta$ , and  $\bar{\eta}$  gives

$$\dot{n} \sim (3(4\pi)^2)^{\frac{1}{3}} (D v f_s) n^{\frac{1}{3}} (\eta - \bar{\eta}). \quad (3.2)$$

So far, nothing new has been presented. In order to obtain an ODE which specifies  $\dot{n}$  as a function of  $n$ , we need a ‘closure’ that expresses  $\bar{\eta}$  as a function of  $n$ . The traditional closure, as in LS, is to assume that the cluster is ‘critical’ with respect to the surface super-saturation  $\bar{\eta}$ , so, by solving (2.8) for  $\dot{\eta} = 0$ ,  $\bar{\eta}$  is found

$$\bar{\eta} = \frac{\sigma}{n^{\frac{1}{3}}}. \quad (3.3)$$

Substituting (3.3) into (3.2) leads to the LS equation of diffusion limited growth,

$$\dot{n} = d(\eta n^{\frac{1}{3}} - \sigma), \quad d \equiv (3(4\pi)^2)^{\frac{1}{3}} (D v^{\frac{1}{3}} f_s). \quad (3.4)$$

Equation (3.4) entails a dilemma: If the cluster is critical with respect to the surface chemical potential  $\bar{\eta}$  as

in (3.3), the expected rates of adsorbing and emitting particles as described by BD balance each other, and the expected change in cluster size in a short increment of time is zero. In summary, we have set the surface chemical potential  $\bar{\eta}$  (arbitrarily) to the value for which BD predicts *zero* monomer flux. However, with  $\eta = \bar{\eta}$ , the monomer flux as dictated by diffusion is generally non-zero. What gives?

We propose an alternative. In the growth rate (2.8), which follows from the surface reaction model of BD, we replace the ‘background’ value  $\eta$  of chemical potential with the ‘surface’ value  $\bar{\eta}$ . In this way, we obtain a *second* relation of  $\dot{n}$  to  $n$  and  $\bar{\eta}$ ,

$$\dot{n} = \omega(\bar{\eta} n^{\frac{2}{3}} - \sigma n^{\frac{1}{3}}). \quad (3.5)$$

This makes physical sense: The BD growth-rate of a cluster can only depend directly on the *local* value of the super-saturation and not the far-field value. This gives a different closure: The solution of (3.2, 3.5) as simultaneous equations for  $\bar{\eta}$  and  $\dot{n}$  yields *both* as functions of  $n$  and  $\eta$ . The results are

$$\bar{\eta}(a) = \frac{\left(\frac{\sigma^3}{n_D}\right)^{\frac{1}{3}} + \eta}{1 + \left(\frac{n}{n_D}\right)^{\frac{1}{3}}}, \quad (3.6)$$

$$\dot{n} = \omega \frac{\eta n^{\frac{2}{3}} - \sigma n^{\frac{1}{3}}}{1 + \left(\frac{n}{n_D}\right)^{\frac{1}{3}}}, \quad (3.7)$$

where  $n_D$  is the *diffusion size*,

$$n_D \equiv 3(4\pi)^2 (f_s v)^3 \left( \frac{D^3}{\omega^3 v^2} \right). \quad (3.8)$$

If the cluster size  $n$  is much smaller than the diffusion size  $n_D$ , the surface chemical potential  $\bar{\eta}$  in (3.6) reduces to the uniform value  $\eta$  far from clusters[17]. Hence, the monomer density field around ‘small’ clusters is indeed close to uniform, as assumed in classical BD. It is no surprise that in the same limit, the growth rate (3.7) reduces to the classic BD result in (2.8). In the opposite limit of clusters much larger than the diffusion size, the growth rate (3.7) reduces to the diffusion limited growth rate (3.4). Again, no surprise. What is perhaps unexpected is the surface value  $\bar{\eta}$  of chemical potential. In the limit  $n \gg n_D$ , (3.6) reduces to

$$\bar{\eta} \sim \left( \sigma + n_D^{\frac{1}{3}} \eta \right) n^{-\frac{1}{3}}. \quad (3.9)$$

There is an additional term  $n_D^{\frac{1}{3}} \eta$  in the prefactor of  $n^{-\frac{1}{3}}$  that is not present in the classical formula (3.3). The reason we obtain (3.9) and not (3.3) is easy to see in hindsight: The classic formula (3.3) follows by simply neglecting  $\dot{n}$  in the LHS of the BD growth rate equation (3.5). Evidently,  $\dot{n}$  is *not* negligible relative to the RHS, even in the limit  $n \gg n_D$ .

#### IV. THE GLOBAL MODEL OF AGGREGATION

We assemble the simplified aggregation model based on physical ingredients from sections 2 and 3. We have in mind ‘large’ clusters so the number  $n$  of particles in a cluster is treated as a continuous independent variable. The state variable of the model is a cluster distribution function  $r(n, t)$ , smooth in its arguments of cluster size,  $n$ , and time,  $t$ . The total density of clusters (as numbers of clusters per unit volume) with size  $n$  between  $n_1$  and  $n_2$  at time  $t$  is

$$\int_{n_1}^{n_2} r(n, t) dn. \quad (4.1)$$

Starting from an initial condition of pure monomer, we wish to follow the time evolution of  $r(n, t)$  through the successive eras: nucleation, growth, and coarsening. Nucleation is treated as an initial layer in time by means of a nucleation boundary value problem (BVP) for  $r(n, t)$ , and we present this here. The subsequent growth and coarsening eras are described by the classic Lifshitz-Slyozov (LS) equations. A new element that emerges in our work is an effective initial condition for the LS equations that comes from the long time limit of the nucleation solution.

The immediate business here is to formulate the nucleation BVP for  $r(n, t)$ . Here are the physical ingredients:

- (i) There is *advection* of large ( $n \gg n_D$ ) clusters in  $n$ -space according to the ODE (3.4) for diffusion limited growth. The advection velocity in this PDE is

$$u(n, \eta) \equiv d \left( \eta n^{\frac{1}{3}} - \sigma \right). \quad (4.2)$$

We assume that the critical size  $n_* \sim \left( \frac{\sigma}{\eta} \right)^3$  is much smaller than the ‘diffusion’ size  $n_D$  (from (3.8)) during the nucleation era. Since the characteristic size  $n$  in the distribution  $r(n, t)$  is assumed to be much larger than  $n_D$ , we use the truncated advection velocity

$$u(n, \eta) \sim d \eta n^{\frac{1}{3}}, \quad (4.3)$$

for  $n \gg n_D \gg n_*$ .

- (ii) The *creation* rate  $j$  of super-critical clusters per unit volume is approximated by the Zeldovich formula as in (2.7)

$$j \equiv f_s \omega \sqrt{\frac{\sigma}{6\pi}} e^{-\frac{\sigma^3}{2\eta^2}}. \quad (4.4)$$

We recall that BD applies for cluster sizes  $n$  much smaller than the diffusion size  $n_D$ . Since (4.4) is based on analysis of the BD equations for  $n$  on the order of  $n_*$ , and  $n_* \ll n_D$ , during nucleation, it should apply.

- (iii) The *chemical potential difference*,  $\eta$ , which appears in both the advection velocity (4.3) and creation rate (4.4) is approximated by the super-saturation as in (2.3). The super-saturation should be a functional of  $r(n, t)$  consistent with the overall conservation of particles.

We express the ingredients (i–iii) in mathematical form. The transport of clusters in the space of their size  $n$  is expressed by the advection PDE

$$\partial_t r + \partial_n(ur) = 0, \quad (4.5)$$

Where the advection velocity  $u$  is the simplified form in (4.3), as appropriate for  $n \gg n_D \gg n_*$ . Creation of supercritical clusters at the Zeldovich rate (4.4) is expressed by the effective boundary condition

$$d \eta n^{\frac{1}{3}} r \rightarrow j \sim f_s \omega \sqrt{\frac{\sigma}{6\pi}} e^{-\frac{\sigma^3}{2\eta^2}} \text{ as } n \rightarrow 0. \quad (4.6)$$

The essential idea here is a matching between a discrete flux in BD theory, and the advective flux  $ur \sim d \eta n^{\frac{1}{3}} r$  in the PDE (4.5). In the Zeldovich calculation of nucleation rate from BD,  $j$  in (4.4) is the asymptotically uniform value of a *discrete flux*, which is the net creation rate per unit volume of  $(n+1)$ -clusters from  $n$ -clusters. The asymptotic uniformity of discrete flux for  $n \sim n_*$  is part of the ‘quasi-static but non-equilibrium’ assumption underlying the Zeldovich calculation (see appendix A.) Now look at the total density of clusters with sizes  $n$  in the interval  $n_* < n < n_+$ . Here,  $n_+$  is much larger than the intermediate size  $n_D$  but much smaller than the characteristic size associated with the distribution  $r(n, t)$ . The total density of clusters in  $n_* < n < n_+$  has time rate of change

$$j - d \eta n^{\frac{1}{3}} r(n_+, t). \quad (4.7)$$

Here,  $j$  is the ‘influx’ through  $n_*$ , given by (4.4) and  $d \eta n^{\frac{1}{3}} r(n_+, t)$  is the ‘outflux’ through  $n_+$ . The latter is approximated by the advection flux of the continuum approximation, and the limiting form (4.3) of the advection velocity is used because  $n_D \ll n_+$ . Assuming that ‘quasi-static’ conditions prevail in the interval  $n_* < n < n_+$  (clusters are passing through and not accumulating), the difference (4.7) vanishes. Since  $n_+$  is much smaller than the characteristic size  $n$  associated with  $r(n, t)$ , the vanishing of (4.7) is interpreted as the effective boundary condition in (4.6).

#### A. Super-Saturation During the Nucleation Era

Finally, we formulate the functional dependence of the chemical potential difference  $\eta = \eta(t)$  upon  $r(n, t)$  that follows from conservation of particles. The latter is expressed by

$$f = \sum_{n=1}^{\infty} n f_n \quad (4.8)$$

where  $f$  is the average particle density, including particles in clusters as well as monomers.  $f_n$  is the density of  $n$ -clusters (with  $n$  particles). We divide (4.8) into a ‘sub-critical’ sum, with terms  $1 \leq n \leq n_*$  and a super-critical sum, with terms  $n > n_*$ . The continuum approximation of the supercritical sum is

$$\int_0^\infty n r(n, t) dn.$$

Here, strictly speaking, the lower limit should be  $n = n_*$ . However, we are expecting that the characteristic size of  $n$  will be much larger than  $n_*$  and therefore use 0 instead.

The sub-critical sum is a somewhat subtle business. The first ( $n = 1$ ) term represents monomers. In the small super-saturation limit, monomer density  $f_1$  is related to the free energy difference  $\eta$  by (2.3), so  $f_1 \sim (1 + \eta)f_s$ . What about the ‘embryos’, the sub-critical clusters with  $2 \leq n < n_*$ ? In the current paper we ignore these clusters with the assumption that they matter little in the final result. A future paper will address this topic more directly. It is worth mentioning that the effect of these embryos, while not negligible, is quantitative and not qualitative, thus some constants will need to be adjusted due to this approximation, but the final structure of the result is still valid.

Following this approximation, the resulting identity for the total density is

$$f \sim (1 + \eta)f_s + \int_0^\infty n r(n, t) dn. \quad (4.9)$$

From which we can extract  $\eta$ .

In summary, the kinetics of the ‘nucleation era’ is described by a signaling problem, consisting of the advection PDE (4.5), the ‘creation’ boundary condition (4.6) at  $n = 0$ , and the asymptotic conservation identity (4.9). In the following section we present and solve the nucleation signaling problem. Its long time limit consists of a distribution  $r(n, t)$  whose average cluster size grows like  $t^{\frac{3}{2}}$  and its width grows like  $t^{\frac{1}{2}}$ . The power of  $\frac{3}{2}$  can be easily explained: The characteristic ODE associated with the advection PDE (4.5) is  $\dot{n} = d\eta n^{\frac{1}{3}}$ , whose solution grows like  $t^{\frac{3}{2}}$ .

## V. ASYMPTOTIC SOLUTION OF THE NUCLEATION SIGNALING PROBLEM

The equations of nucleation signaling problem are gathered together for quick reference:

$$\partial_t r + \partial_n (d\eta n^{\frac{1}{3}} r) = 0 \text{ in } n > 0, \quad (5.1)$$

$$d\eta n^{\frac{1}{3}} r \rightarrow j = \Omega e^{-\frac{\sigma^3}{2\eta^2}} \text{ as } n \rightarrow 0, \quad (5.2)$$

$$\eta(t) = \eta(0) - \frac{1}{f_s} \int_0^\infty n r(n, t) dn. \quad (5.3)$$

Equation (5.1) is the advection PDE (4.5) with the reduced advection velocity (4.3). Equation (5.2) is the nucleation boundary condition (4.6), with

$$\Omega \equiv f_s \omega \sqrt{\frac{\sigma}{6\pi}}. \quad (5.4)$$

In the particle conservation identity (5.3),

$$\eta(0) = \frac{f - f_s}{f_s}, \quad (5.5)$$

as results from (4.9), using the initial condition  $r(n, t) \equiv 0$ .

We assume that the initial super-saturation is small, which means  $\eta(0)$  is small. We take

$$\varepsilon \equiv \eta(0) \quad (5.6)$$

as the small gauge parameter of the asymptotics. It turns out that the nucleation boundary condition (5.2) requires  $n_* \sim \left(\frac{\sigma}{\eta}\right)^3 \ll n_D$  for its validity, so  $\varepsilon$  must satisfy  $\varepsilon \gg \sigma n_D^{-\frac{1}{3}}$ . In summary, the asymptotic analysis is valid for

$$\sigma n_D^{-\frac{1}{3}} \ll \varepsilon \ll 1. \quad (5.7)$$

### A. Dominant balance scalings

In the limit  $0 < \eta \ll 1$ , the nucleation flux in (5.2) is highly sensitive to small changes in the chemical potential  $\eta$ . Hence, we work with the *change* in chemical potential,

$$\delta\eta \equiv \eta - \eta(0) = \eta - \varepsilon, \quad (5.8)$$

and expect the super-saturation  $\eta$  to remain close to its original value  $\eta(0)$ . We find scaling units  $[t]$ ,  $[n]$ ,  $[r]$ , and  $[\delta\eta]$  of the variables  $t$ ,  $n$ ,  $r$ , and  $\delta\eta$  from *dominant balances* applied to equations (5.1–5.3). Since the nucleation rate  $j$  in (5.2) is exponentially small in  $\eta$  as  $\eta \rightarrow 0$ , and  $\varepsilon = \eta(0)$ , we expect that the characteristic time  $[t]$  of nucleation is exponentially large in  $\varepsilon$ , and during that long time, clusters grow to exponentially large size. Thus,  $[n]$  is expected to be exponentially large in  $\varepsilon$  as well.

The dominant balance associated with the advection PDE (5.1) is

$$\frac{1}{[t]} = \frac{1}{[n]} (d\varepsilon [n]^{\frac{1}{3}}). \quad (5.9)$$

Integrating (5.1) from  $n = 0$  to  $\infty$  and using boundary condition (5.2) we find

$$\frac{d}{dt} \int_0^\infty r dn = \Omega e^{-\frac{\sigma^3}{2\eta^2}} \quad (5.10)$$

and the corresponding dominant balance is

$$\frac{[r][n]}{[t]} = \Omega e^{-\frac{\sigma^3}{2\eta^2}}. \quad (5.11)$$

The conservation equation (5.3) can be written in terms of  $\delta\eta$ :

$$-\delta\eta = \frac{1}{f_s} \int_0^\infty n r(n, t) dn. \quad (5.12)$$

The corresponding dominant balance is

$$[\delta\eta] = \frac{1}{f_s} [r] [n]^2. \quad (5.13)$$

In addition to the three ‘straightforward’ dominant balances (5.9, 5.11, 5.13) which follow directly from (5.1–5.3), an additional dominant balance quantifies the change  $\delta\eta$  in chemical potential that ‘shuts off’ nucleation. For  $\delta\eta \ll \eta$ , the relative change in nucleation rate  $j$  in (5.2) that results from a change  $\delta\eta$  in  $\eta$  is

$$\frac{\delta j}{j} \sim \frac{\sigma^3}{\varepsilon^3} \delta\eta,$$

so the scaling unit  $[\delta\eta]$  of  $\delta\eta$  that corresponds to a significant change in the nucleation rate is

$$[\delta\eta] = \frac{\varepsilon^3}{\sigma^3}. \quad (5.14)$$

This is consistent with our assumption that it is small relative to  $\eta$ . We substitute (5.14) into (5.3), and then solve (5.9, 5.11, 5.13) for the scaling units  $[t]$ ,  $[n]$ , and  $[r]$  of time, cluster size, and cluster distribution:

$$[t] = (8\pi)^{-\frac{1}{5}} \left\{ \varepsilon^{\frac{3}{5}} \sigma^{-\frac{7}{5}} \right\} e^{\frac{2}{5} \frac{G_*}{k_B T}} (D^3 v f_s^3 \omega^2)^{-\frac{1}{5}} \quad (5.15)$$

$$[n] = (6\pi)^{\frac{3}{10}} \left\{ \varepsilon^{\frac{12}{5}} \sigma^{-\frac{21}{10}} n_D^{\frac{1}{5}} \right\} e^{\frac{3}{5} \frac{G_*}{k_B T}} \quad (5.16)$$

$$[r] = (6\pi)^{-\frac{3}{5}} \left\{ \varepsilon^{-\frac{9}{5}} \sigma^{\frac{6}{5}} n_D^{-\frac{2}{5}} \right\} e^{-\frac{6}{5} \frac{G_*}{k_B T}} (f_s). \quad (5.17)$$

Here,  $n_D$  is the diffusion size in (3.8), and  $G_* \equiv k_B T \frac{\sigma^3}{2\varepsilon^2}$  is the initial free energy barrier. The presentation of  $[t]$ ,  $[n]$ , and  $[r]$  have a certain organization for clarity: First comes any purely numerical constant. The curly brackets  $\{\cdot\}$  contain powers of *dimensionless* parameters. Next, and most important, are exponentials with the free energy barrier  $G_*$  in the exponent. Finally, the parenthesis  $(\cdot)$  contain purely dimensional parameters that give the correct physical units. For instance, the factor  $(D^3 v f_s^3 \omega^2)^{-1/5}$  in (5.15) is actually a *time*. The ‘composite’ parameters  $d$  and  $\Omega$  are broken down according to their definitions (3.4, 5.4). In the ‘alphabet soup’ leading to  $[n]$  and  $[r]$ , powers of the diffusion size  $n_D$  are recognized and so they appear in (5.16, 5.17). The exponentially large characteristic scales of time and cluster size are consistent with our assumption that  $n_*$  and  $n_D$  are small relative to the characteristic cluster size, and that the nucleation process is quasi-static.

## B. The Reduced Nucleation Kinetics

We nondimensionalize the nucleation signaling problem (5.1–5.3) using the units of the variables in (5.14–5.17). The reduced equations in the limit  $\varepsilon \rightarrow 0$  are:

$$\partial_t r + \partial_n (n^{\frac{1}{3}} r) = 0, \quad \text{in } n > 0, \quad (5.18)$$

$$n^{\frac{1}{3}} r \rightarrow e^{\delta\eta}, \quad \text{as } n \rightarrow 0^+, \quad (5.19)$$

$$\delta\eta = - \int_0^\infty n r dn. \quad (5.20)$$

The initial condition is

$$r(n, 0) \equiv 0, \quad (5.21)$$

which corresponds to pure monomer at  $t = 0$ . The reduced equations ignore the *ignition transient* during which the nucleation rate increases smoothly from zero to the Zeldovich rate, as shown by Bonilla et al [5]. The timescale of this transient is much shorter than  $[t]$ , and hence it is not resolved by the asymptotics we do here.

The reduced signaling problem (5.18–5.21) is solved by using the characteristics of PDE (5.18). It is transformed to an integral equation for  $\delta\eta$ , which is then solved numerically. The density  $r(n, t)$  is recovered from  $\delta\eta(t)$  using the same characteristics.

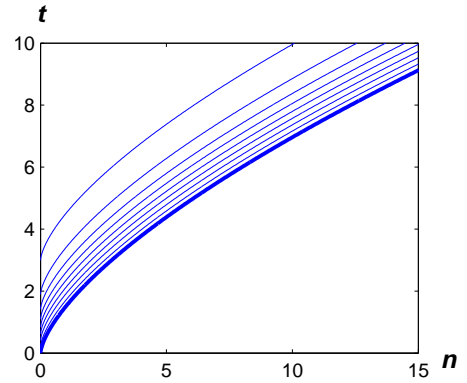


FIG. 1: The characteristics of the reduced PDE. The flux  $n^{\frac{1}{3}} r$  is constant along the characteristics. The density of the curves is proportional to the solution  $r(n, t)$ .

The flux of super-critical clusters,  $j \equiv n^{\frac{1}{3}} r$ , is constant along the characteristics in the  $(n, t)$  plane,

$$C_\tau \equiv \left\{ \left( \left( \frac{2}{3} (t - \tau) \right)^{\frac{3}{2}}, t \right) : t \geq \tau \right\}, \quad (5.22)$$

of the PDE (5.18). The characteristics can be seen in Figure 1. In the figure, the (horizontal) density of the characteristics at the point  $(n, t)$  is proportional to the density of clusters of size  $n$  at time  $t$ . Equation (5.22) describes the world-line of a cluster that nucleated at

time  $t = \tau$ . The region below the thick line in Figure 1 corresponds to  $t < \frac{3}{2}n^{\frac{2}{3}}$ . In this region of the  $(n, t)$  plane, there are no cluster world lines and so  $r(n, t) \equiv 0$  for  $t < \frac{3}{2}n^{\frac{2}{3}}$ .

For a given  $\delta\eta(t)$ , the solution,  $r(n, t)$ , which follows from the constant flux  $n^{\frac{1}{3}}r$  along characteristics, and the BC (5.19), is

$$r(n, t) = \begin{cases} n^{-\frac{1}{3}} e^{\delta\eta(t - \frac{3}{2}n^{\frac{2}{3}})}, & t \geq \frac{3}{2}n^{\frac{2}{3}}, \\ 0, & 0 \leq t < \frac{3}{2}n^{\frac{2}{3}}. \end{cases} \quad (5.23)$$

An integral equation for  $\delta\eta(t)$  emerges by substituting (5.23) for  $r(n, t)$  into the conservation identity (5.20). We get

$$\delta\eta(t) = - \int_0^t \left( \frac{2}{3}(t - \tau) \right)^{\frac{3}{2}} e^{\delta\eta(\tau)} d\tau. \quad (5.24)$$

Notice that the variable of integration in (5.24) has been changed from  $n$  in (5.20) to  $\tau \equiv t - \frac{3}{2}n^{\frac{2}{3}}$  as determined by (5.22).

### C. Nucleation Transition and Physical Predictions

We solve (5.24) numerically. A short discussion of the method and numerical result can be found in Appendix B. The flux  $j = e^{\delta\eta(t)}$  is calculated and plotted in Fig. 2. At  $t$  near 1 the flux is half its original value, and at  $t = 5$  it has effectively vanished. The distribution  $r(n, t)$  of cluster sizes is recovered from  $\delta\eta(t)$  via (5.23). Figure 3 shows  $r$  vs.  $n$  for a sequence of times  $t$ .

From the numerical solution for  $j$  we find the total density of clusters generated during the nucleation era. This density is approximated by the integral

$$\int_0^\infty r dn.$$

Using the change of variables from  $n$  to  $\tau$  according to (5.22), and the PDE (5.18), we convert the integral of  $r$  into an integral of the flux  $j$ ,

$$R \equiv \int_0^\infty r dn = \int_0^\infty j(\tau) d\tau. \quad (5.25)$$

The value of  $R$ , based on the numerical approximation to  $j(t)$ , is

$$R \sim 1.34.$$

Converting back to original physical units, the total density of clusters produced during the nucleation era is

$$\frac{R}{v}[r][n] = (6\pi)^{-\frac{3}{10}} R \left\{ \varepsilon^{\frac{3}{5}} \sigma^{-\frac{9}{10}} n_D^{-\frac{1}{5}} \right\} e^{-\frac{3}{5} \frac{G_*}{k_B T}} f_s. \quad (5.26)$$

The characteristic cluster size  $[n]$  and characteristic time of formation  $[t]$  are given by (5.17) and (5.15).

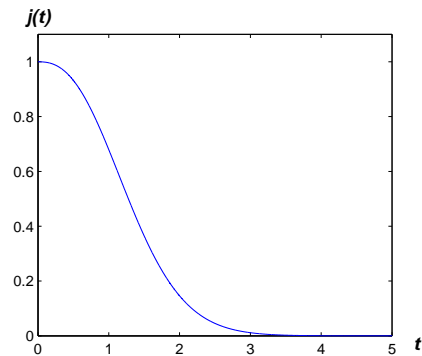


FIG. 2: The Zeldovich flux rate  $j$  as a function of time. After  $t = \mathcal{O}(1)$ , the super-saturation decreases slightly, and the flux gets turned off.

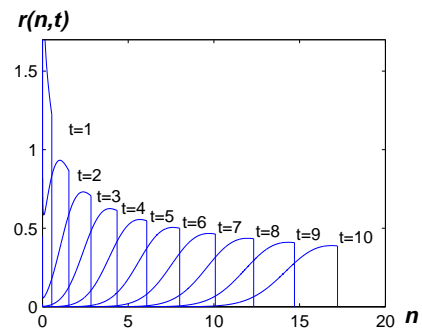


FIG. 3: The density of cluster sizes,  $r(n, t)$ , for various values of  $t$ .

## VI. CONCLUSIONS

The exponential dependences of the characteristic time and cluster size upon the initial free energy barrier are based on order of magnitude balances applied to a simple, essentially classical kinetics. They should be the most robust results of this paper.

We mention a biophysics application: Hydrophobic proteins have been “crystallized” into periodic arrays for x-ray analysis. They are implanted into a space filling cubic phase of lipid bilayer, which acts as the “solvent”. Nucleation of “protein crystals” is observed. The size of the cubic phase unit cell was manipulated, and it was observed that the characteristic size of the crystals, and their time of formation decrease as the size of the unit cell increases. Using the proposed exponential dependences of crystal size and time of formation upon the free energy barrier, one of the authors, J. Neu, together with M. Grabe, G. Oster, and P. Nollert [3] quantified the decrease of free energy barrier with increasing size of unit cell. The results are consistent with an independent estimate of the free energy barrier based upon the elastic energy of embedding proteins in the bilayer.

Certain detailed results of the current paper are expected to be less robust, and should be regarded as “documenting” the predictions of (oversimplified) classical ki-



netics. In particular, the emerging distribution of cluster sizes after nucleation becomes conspicuously narrow, so the sizes of clusters are much closer to one uniform size than is observed in experiments [2]. One proposal [15] is that a broader distribution results if in fact we observe the “superposition” of distributions in a spatially inhomogeneous nucleation process.

The “sharp front” of the cluster size distribution at the largest cluster size as predicted by our model is also expected to be a casualty of any comparison with reality. Many effects could regularize it. In particular, B. Niethammer and J.J.L. Velasquez [7] formulated a diffusion-like correction to the advection PDE of the LS model, based on screening fluctuations in the local super-saturation seen about clusters.

The extreme sensitivity of the nucleation rate upon small changes in the chemical potential  $\eta$  of monomers was exploited in our asymptotic solution of the nucleation transient. But this extreme sensitivity is a potential source of problems as well. For instance, most works to date, such as Penrose [9], Niethammer and Velasquez [8], use the approximation to the conservation of particles, which says: “Density of monomers plus density of ‘large’ clusters equals total particle density.” In our work, this simple approximation to particle conservation is retained, so as to not distract from the main points we want to emphasize. In fact, even small corrections to the conservation law and consequent small adjustments in  $\eta$  are amplified into large corrections to the nucleation rate, which is exponentially small as  $\eta$  goes to zero. Specifically, Wu in [16] mentions the quasi-equilibrium distribution of sub-critical clusters (‘embryos’ in his terminology) with  $1 < n < n_*$ . We propose that the inclusion of the embryos in the conservation of particles is one of those “small” corrections that lead to significant changes in predictions of the nucleation rate.

As noted in the introduction, the cluster distribution that emerges after nucleation “turns off” is an effective initial condition for the further evolution of the cluster size distribution according to the classic LS theory. This is the content of a sequel paper. The completion of this program is our “first try” at the “unification” referred to in the introduction. While our proposed, mainly analytical solution is, to the best of our knowledge, new, there are prior numerical simulations that include both the nucleation transient and the subsequent growth and coarsening phases of aggregation. For instance, Pratsinis [10] has a simulation based on the advection PDE modified by a “coagulation” term as in the original LS paper, and a  $\delta$ -function source term at the critical size. Of course there is no mechanism to move a cluster away from critical size within the advection approximation, so his procedure is to replace the full advection velocity (3.4) which vanishes at critical size with the truncation (4.3) which is positive at  $n = n_*$ . This nicely “blows” the nucleated clusters away from the source. This procedure is of course purely ad-hoc. But in fact it should more or less work.

In our model, the boundary condition (5.2), which equates the nucleation rate with advective flux based upon the truncated velocity (4.3), is based on *asymptotic* ideas:

- (i) The critical size  $n_*$  is much smaller than the characteristic size  $[n]$  of nucleated clusters.
- (ii) There is negligible accumulation of clusters at “intermediate” sizes  $n_* \ll n \ll [n]$ .

The *asymptotic equality* of nucleation rate and advective flux suggests that Pratsinis’s model should work, provided we avert our gaze from  $n$  near  $n_*$  and look only at  $n \gg n_*$ .

## VII. ACKNOWLEDGMENTS

This paper was supported in part by the National Science Foundation. Y. Farjoun was partially supported by grant number DMS-0515616.

## Appendix

### APPENDIX A: BD PREDICTIONS FOR NUCLEATION AND GROWTH

We give the precise formulation of BD that stands behind nucleation and growth. As stated in section 2, Wu in [16] is a primary source. Here, the content is generalized in one respect: Wu treats nucleation assuming that monomers are inexhaustible, so their density is a spatially uniform constant. In this case, the free energy difference  $\eta$  can be treated as a *parameter*. Here, we allow for a change in  $\eta$  during nucleation, and the significant depletion of monomers during growth and coarsening afterwards. Hence, our treatment introduces the *relation* (2.2) between  $\eta$  and monomer density,  $f_1$ , appropriate for an ideal monomer bath. We begin with a more precise description of the cluster free energy. We take

$$G_k = k_B T (g_n - \eta(n-1)). \quad (\text{A.1})$$

Recall that  $k_B T \eta$  is the difference between bulk free energies per particle in the monomer bath and in the condensed phase. If the free energy cost to add one particle to a cluster was *exactly*  $-k_B T \eta$ , independent of the cluster size  $n$ , we would get the component  $-k_B T \eta(n-1)$  in (A.1). The component  $k_B T g_n$  with  $g_n$  a function of  $n$  is the ‘correction’ due to the cluster’s finite size. We have  $g_1 = 0$ , so  $G_1 = 0$ . In the limit  $n \rightarrow \infty$ ,  $g_n$  is asymptotic to the surface free energy  $k_B T \left( \frac{3}{2} \sigma n^{\frac{2}{3}} \right)$  as appears in (2.1).

There are *thermodynamic equilibria*, characterized by *under-saturated* monomer density,  $f_1 < f_s$ , and equilibrium cluster densities for  $n \geq 2$ ,

$$f_n = z_n \equiv f_1 e^{-\frac{G_n}{k_B T}} = f_s \left( \frac{f_1}{f_s} \right)^n e^{-g_n}. \quad (\text{A.2})$$

The last equation is based on (A.1) for  $G_n$ , and  $\eta = \log\left(\frac{f_1}{f_s}\right)$  as in (2.2). The average density of all particles, including those in clusters as well as monomer, is generally given by

$$f = \sum_{n=1}^{\infty} n f_n. \quad (\text{A.3})$$

In the equilibrium case with  $f_n = z_n$  given by (A.2) for  $n \geq 2$ , this reduces to a definite function of  $f_1$ ,

$$f(f_1) = f_s \sum_{n=1}^{\infty} n \left(\frac{f_1}{f_s}\right)^n e^{-g_n}. \quad (\text{A.4})$$

The power series converges for  $0 \leq f_1 \leq f_s$  and diverges for  $f_1 > f_s$ . We have  $f(0) = 0$ ,  $f'(0) = 1$  and  $f''(f_1) > 0$ , in  $0 \leq f_1 \leq f_s$ . Hence,  $f(f_1) > f_1$  in  $0 \leq f_1 \leq f_s$ . In particular, the *critical density*

$$f_c \equiv f(f_s) \quad (\text{A.5})$$

is greater than  $f_s$ .

An initial condition starting from pure monomer with  $f_1(t=0) < f_c$  is expected to relax to an equilibrium, with the asymptotic value  $f_1(t \rightarrow \infty) < f_s$  which satisfies  $f(f_1(\infty)) = f_1(0)$ . If  $f_1(0) > f_c$ , we expect nucleation, followed by growth and coarsening of clusters. The long time limit of the aggregation process has  $f_1 \rightarrow f_s$  and the ‘excess’ of particles above saturation density  $f_s$  are in an ensemble of clusters that grow indefinitely in size, while becoming more sparsely distributed.

Given initial values of cluster densities that do not correspond to an equilibrium, we expect a time evolution. Since particles are assumed to be conserved, the time dependent cluster densities satisfies (A.3) with  $f$  equal to a positive constant determined by initial conditions. The BD kinetic model can be thought of as the ‘transport of clusters in the space of their size  $n$ ’, as induced by the ‘surface reactions’ of expelling or adding monomers. The time rates of change of densities with  $n \geq 2$  are given by the ‘discrete conservation law’,

$$\dot{f}_n + j_n - j_{n+1} = 0 \quad (\text{A.6})$$

where the *discrete flux*  $j_n$  is the net rate of creation per unit volume of  $(n+1)$ -clusters from  $n$ -clusters. It is given by,

$$j_n = \beta_n f_n - \alpha_{n+1} f_{n+1}. \quad (\text{A.7})$$

Here,  $\alpha_n$  and  $\beta_n$  are rate constants for an  $n$ -cluster to lose or gain one particle.

Conventional assignments of rate constants start with an explicit physical model for absorption rate constants  $\beta_n$ . For instance, in [16], Wu presents the kinetic theory model for absorption of gaseous monomers, which stick to a cluster upon impact. The resulting  $\beta_n$  are linear in  $f_1$ , a feature that seems reasonable for dilute monomer baths. Here, we assume that clusters adsorb monomers from

dilute monomer baths with rate constants proportional to monomer density  $f_1$ .

With adsorption rate constants  $\beta_n$  given, evaporation rate constants  $\alpha_n$  follow from a certain correspondence with equilibrium theory, called ‘detailed balance’. For the equilibrium densities  $z_n$  in (A.2) with  $f_1 < f_s$ , the discrete fluxes (A.7) should vanish identically, and this leads to the determination of evaporation rate constants,

$$\alpha_{n+1} = \beta_n \frac{z_n}{z_{n+1}} = e^{g_{n+1}-g_n} \left( \frac{\beta_n f_s}{f_1} \right). \quad (\text{A.8})$$

Relations (A.8) hold for  $n = 1$  with  $z_1 = f_1$ .

Since the  $\beta_n$  are linear in  $f_1$ , the  $f_1$  dependence cancels in the RHS and the evaporation rate constants  $\alpha_n$  are independent of  $f_1$ .

What happens if  $f > f_c$ , in which case there is no equilibrium to relax to? The conventional hypothesis is to *still* assign the  $\alpha_n$  according to (A.8), even though the  $z_n$  no longer represent physical equilibrium densities. This extension of detailed balance is discussed by Wu [16]. He refers to it as the ‘principle of constrained equilibrium’. There *is* a piece of ‘common sense’ behind it: Suppose it is really true that the rate constant have *definite* dependences upon  $n$  and  $f_1$ , which are independent of initial conditions. We do not expect these dependences to change when we simply add more particles so equilibrium cannot happen.

Given the ‘constrained equilibrium’ relation (A.8) between adsorption and evaporation rate constants, we can write the discrete flux (A.7) as

$$j_n = \alpha_{n+1} \left( \frac{z_{n+1}}{z_n} f_n - f_{n+1} \right). \quad (\text{A.9})$$

This form hides the dependence of  $j_n$  on monomer density  $f_1$ . Using (A.2) for the  $z_n$  (A.9) becomes

$$j_n = \alpha_{n+1} \left( e^{-(g_{n+1}-g_n)} \frac{f_1 f_n}{f_s} - f_{n+1} \right). \quad (\text{A.10})$$

In summary, the BD theory consists of the particle conservation identity (A.3), and the discrete conservation law (A.6) with the discrete flux (A.10). These equations amount to a system of ODE for  $f_n, n > 1$ .

We briefly indicate the actual derivations of the quoted results (2.7, 2.8), for nucleation and growth. The nucleation rate (2.7) comes from a quasi-static approximation: The monomer supply is treated as inexhaustible, so the bulk free energy difference  $\eta$  in  $G_n$  can be approximated as a constant. The discrete fluxes  $j_n$  are asymptotically equal to a uniform constant  $j$  for  $n$  on the order of  $n_* = \left(\frac{\sigma}{\eta}\right)^3$ , consistent with the treatment of nucleation as an asymptotically steady, but non-equilibrium process. We rewrite (A.9) with constant, uniform  $j_n \equiv j$  as

$$\frac{1}{\alpha_{n+1} z_{n+1}} j = \left( \frac{f_n}{z_n} - \frac{f_{n+1}}{z_{n+1}} \right). \quad (\text{A.11})$$

Assuming that  $\frac{f_n}{z_n} \rightarrow 0$  as  $n \rightarrow \infty$ , summing over  $n$  gives

$$j \sum_{n=2}^{\infty} \frac{1}{\alpha_n z_n} = 1. \quad (\text{A.12})$$

The 1 on the RHS is what remains of a telescoping sum. From here, the formula (2.7) for  $j$  follows by standard mathematics, with approximations (2.1, 2.4) for  $G_n$  and  $\alpha_n$ , and asymptotic calculation of the sum as a Gaussian integral to capture the largest terms for  $n$  near  $n_*$ .

The near deterministic growth rate (2.8) follows from a continuum limit approximation to the discrete conservation law (A.6). The cluster densities are represented by

$$f_n = r(n, t) \quad (\text{A.13})$$

where  $r$  is a smooth function of its arguments, and the characteristic cluster size  $n$  is much larger than 1. Inserting this continuum approximation of  $f_n$  into the discrete flux (A.10), and using approximations

$$\alpha_n \sim \omega n^{\frac{2}{3}}, \quad g_n \sim \frac{3}{2} \sigma n^{\frac{2}{3}}, \quad \eta \equiv \frac{f_1 - f_s}{f_s} \ll 1,$$

we readily derive an asymptotic representation

$$j_n \sim \omega \left( \eta n^{\frac{2}{3}} - \sigma n^{\frac{1}{3}} \right) r(n, t). \quad (\text{A.14})$$

Hence the lowest order of continuum approximation to the discrete conservation law (A.6) is an advection PDE

$$\partial_t r + \partial_n (u r) = 0, \quad (\text{A.15})$$

with advection velocity

$$u = \omega \left( \eta n^{\frac{2}{3}} - \sigma n^{\frac{1}{3}} \right). \quad (\text{A.16})$$

This advection velocity is precisely the deterministic growth rate quoted in (2.8).

## APPENDIX B: NUMERICAL SOLUTION OF INTEGRAL EQUATION

The analysis of the nucleation era requires the solution of the integral equation,

$$\delta\eta(t) = - \int_0^t \left( \frac{2}{3} (t - \tau) \right)^{\frac{3}{2}} e^{\delta\eta(t)} d\tau. \quad (\text{B.1})$$

We find the approximate solution of this equation on a set of equally spaced times  $t_n$ . The value of  $\delta\eta(t_{n+1})$  is calculated from the integral of  $\delta\eta$  up to time  $t_{n+1}$  using the trapezoidal rule approximation. This seems at first glance to be implicit, but it is not: The  $t - \tau$  term in the integrand vanishes at  $\tau = t$ . The order of accuracy of the method is found to be  $\frac{3}{2}$  (numerically). This fractional

order is most likely due to the cusp in the integrand at  $t = \tau$ , which adds an error of  $\mathcal{O}(\Delta t)^{3/2}$  to the integral.

The value  $R = \int_0^\infty e^{\delta\eta(t)} dt \sim 1.343$  was found by using 1000 points in the interval (0, 4). The error in  $R$  is estimated to be 0.001, while the error in the flux itself is estimated to be  $10^{-6}$ . The errors were obtained by comparing to the results of the same numerical calculation with 4000 points.

## APPENDIX C: ON THE RELATION BETWEEN $n_D$ AND THE MEAN FREE PATH

Within the continuum model, the diffusion size  $n_D$  separates small ( $n \ll n_D$ ) clusters whose growth rate is proportional to surface area, from large ( $n \gg n_D$ ) clusters whose growth rate is proportional to radius. The radius  $r_D$  of a cluster with  $n_D$  particles is

$$r_D = 3 \left( \frac{4\pi}{3} \right)^{\frac{1}{3}} (f_s v) \left( \frac{D}{\omega v^{\frac{2}{3}}} \right) v^{\frac{1}{3}}. \quad (\text{C.1})$$

In gases, the mean free path (MFP)  $\lambda$  separates ‘small’ clusters with radii  $a \ll \lambda$  whose uptake of monomers is described by kinetic theory, from large ( $a \gg \lambda$ ) clusters whose uptake is controlled by diffusion. The comparison of  $r_D$  and  $\lambda$  is straightforward. There are well developed kinetic theory models relating the diffusion coefficient  $D$  and evaporation rate constant  $\omega$  to the MFP  $\lambda$  and average speed  $c$  of gaseous monomers. These are presented in detail by Seinfeld and Pandis in [11]. We have

$$D = \frac{c\lambda}{3} \quad (\text{C.2})$$

and

$$\omega = \alpha \frac{c}{4} (36\pi v^2)^{\frac{1}{3}} f_s. \quad (\text{C.3})$$

Here,  $\alpha$ , called the ‘accommodation factor’, is the probability that a monomer sticks to the cluster after colliding with it. Substituting  $D$  and  $\omega$  from (C.2, C.3) into (C.1) gives

$$r_D = \frac{4}{3\alpha} \lambda. \quad (\text{C.4})$$

If  $\alpha = 1$  (so monomer always stick to clusters when colliding, a common assumption) we see that  $r_D$  and  $\lambda$  are essentially the same. In this case the ‘continuum’ growth rate (3.7) loses validity as  $n$  approaches  $n_D$  from above. If  $0 < \alpha \ll 1$ , then  $r_D \gg \lambda$ , and (3.7) retains nominal validity for  $n$  on the order of  $n_D$ . The point here is that the physical significance of  $r_D$  is different from the MFP.

We summarize the main lessons: First, clusters much larger than the diffusion size  $n_D$  undergo diffusion limited growth as described by the ODE (3.4). A cluster much smaller than the diffusion size ‘sees’ a monomer bath with uniform chemical potential  $\eta$ . This is predicted within

the continuum model with diffusive transport. If we have gaseous monomers, so  $r_D$  and the MFP  $\lambda$  are comparable, smallness in the sense  $n \ll n_D$  translates into cluster radius  $a \ll \lambda$ . Such a ‘tiny’ cluster is expected to induce only a weak perturbation of the monomer bath, and it ‘sees’ the uniform value  $\eta$  of chemical potential. In any case, the deterministic growth of  $n \ll n_D$  clusters follows the classic ODE (2.8) from BD.

Now we extrapolate a bit: Since the monomer chemical potential around small ( $n \ll n_D$ ) clusters is uniform, as in BD, we assume that the discrete BD equations (in

appendix A) are valid for  $n \ll n_D$ . In particular, the nucleation rate (2.7) of supercritical clusters which derives from BD is expected to hold if the critical size  $n_*$  is much smaller than  $n_D$ . In typical nucleation process, the critical nucleus has a few hundred particles of molecular size, so its radius is roughly an order of magnitude larger than molecular size. In the gas case, we have  $r_D$  comparable to  $\lambda$ , and  $\lambda$  generally exceeds molecular size by several orders of magnitude. Hence, we expect  $n_* \ll n_D$  for nucleation from gaseous monomer, and the classic nucleation rate (2.7) should hold.

- 
- [1] R. Becker and W. Döring, *Kinetische Behandlung der Keimbildung in übersättigten Dämpfen*, Ann. Phys. **24** (1935), 719.
  - [2] R. Gordon, personal communication, 2006.
  - [3] M. Grabe, J. Neu, G. Oster, and P. Nollert, *Protein interactions and membrane geometry*, Biophysical Journal **84** (2003), no. 2, 854–868.
  - [4] I. M. Lifshitz and V. V. Slyozov, *The kinetics of precipitation from supersaturated solid solutions*, J. Phys. Chem. Solids **19** (1961), 35–50.
  - [5] J. C. Neu, J. A. Cañizo, and L. L. Bonilla, *Three eras of micellization*, Phys. Rev. E **66** (2002), no. 061406, 1–15.
  - [6] B. Niethammer, *On the evolution of large clusters in the Becker–Döring model*, J. Nonlin. Sci. **13** (2003), 115–155.
  - [7] B. Niethammer and J. J. L. Velazquez, *Selection of asymptotic states through screening-induced fluctuations in ostwald ripening*, unpublished.
  - [8] ———, *On the convergence to the smooth self-similar solution in the lsw model*, Indiana Univ. Math. J. **55** (2006), 761–794.
  - [9] O. Penrose, *The Becker–Döring equations at large times and their connection with the LSW theory of coarsening*, J. Stat. Phys. **89** (1997), 305–320.
  - [10] S. E. Pratsinis, *Simultaneous nucleation, condensation, and coagulation in aerosol reactors*, J. of Coll. Int. Sci. **124** (1988), no. 2, 416–427.
  - [11] H. Seinfeld and S. N. Pandis, *Atmospheric chemistry and physics*, Wiley, New York, 1998.
  - [12] V. A. Shneidman, *Size-distribution of new-phase particles during transient condensation of a super-cooled gas*, Sov. Phys. Tech. Phys. **32** (1987), 76.
  - [13] V. A. Shneidman, *Violation of adiabatic scaling in the distribution of particles nucleated in a rapid quench*, Phys. Rev. Lett. **75** (1995), no. 25, 4634–4637.
  - [14] J. J. L. Velazquez, *The Becker–Döring equations and the Lifshitz–Slyozov theory of coarsening*, J. Stat. Phys. **92** (1998), 198–236.
  - [15] W. G. Wolfer, personal communication, 2003.
  - [16] D. T. Wu, *Nucleation theory*, Solid State Physics, vol. 50, Academic Press, San Diego, CA, 1996, pp. 37–187.
  - [17] We are implicitly assuming that  $n_D \gg \sigma$ . This seems like a reasonable assumption as  $\sigma$  is usually  $\mathcal{O}(1)$  and  $n_D$  is in the hundreds