

Freezing effects in the two dimensional one-component plasma and in thin film type II superconductors

P. A. McClarty and M. A. Moore

School of Physics and Astronomy, University of Manchester, Manchester M13 9PL, U.K.

(Dated: September 19, 2017)

We present results of Monte Carlo simulations of the two dimensional one-component plasma and of the Ginzberg-Landau model in the lowest Landau level approximation, with both charges and vortices respectively confined within a disc. In both models we see that as the temperature is reduced, oscillations in the radial density develop which spread into the bulk from the edge of the disc. The amplitude of these oscillations grows as the temperature is lowered and the length scale over which the oscillations occurs is the same as the correlation length for local crystalline order at that temperature. At temperatures similar to those where earlier studies have reported a first-order fluid-crystal phase transition, the correlation length is comparable to the linear dimensions of the samples studied, which suggests that finite size effects will be affecting the accuracy of their conclusions.

PACS numbers: 05.20.-y, 61.20.Ja, 74.62.Yb

In this paper, we report on freezing-related effects in two models with long-ranged interactions between ‘particles’, both of which have some bearing on the behavior of clean thin-film superconductors. The models are, the one-component plasma in two dimensions and the Ginzberg-Landau model in the lowest Landau level approximation; henceforth 2D OCP and the GL LLL models respectively.

Published simulations of these models have given conflicting results regarding even the existence of the fluid-crystal transition. For the 2D OCP with periodic boundary conditions, Leeuw and Perram¹ found a first order transition at about $\Gamma = 140$ (with that parameter defined below) which showed up as hysteresis in the energy when the system is cooled and then heated through the transition temperature. The same conclusion was reached by Choquard and Clerouin² in simulations of the disc geometry with some particles close to the boundary fixed at vertices of a triangular lattice. In contrast, Monte Carlo simulations for charges on a spherical surface by Moore and Pérez-Garrido³ found no evidence for a transition; instead the correlation length for short-range crystalline order in the fluid was found to grow to infinity as the temperature was reduced to zero. A dynamical investigation of the disc geometry, this time without any constraint on the particle positions has been made by Ying-Ju Lai and Lin I⁴. They looked at the dislocation density in different regions and suggested that the system melts from the outside as dislocations proliferate around the intrinsic disclinations which are close to the boundary at low temperatures. They found that the central region loses translational and then orientational order as the temperature increases.

For the GL LLL model, Monte Carlo simulations for two-dimensional periodic cells^{5,6,7} have supplied evidence for a first-order fluid-crystal transition at an effective “temperature” $\alpha_T = -10$ (α_T is defined below). Simulations on a spherical surface⁸ and within a disc⁹ find only a fluid phase with a growing correlation length for

decreasing effective temperature.

Because whether one sees a phase transition or not seems to be dependent upon the boundary conditions used, we have revisited the problem to investigate how finite size effects may be affecting the outcomes of these diverse simulations. In particular, we have studied the radial density for the 2D OCP and the GL LLL models when the particles are confined to a disc. We have found that it develops oscillations or ripples of increasing amplitude as the temperature is reduced which reach in from the edge of the disc by a distance of the order of the length scale of short-range crystalline order in the system at that temperature, as found for example in the work of Moore and Pérez-Garrido³. The existence of such oscillations has been found in other fluid systems in the presence of an interface^{10,11}.

Perhaps the most straightforward way of seeing the origin of the oscillations induced in the density by the presence of a surface is via linear response theory. A small external potential $\delta\phi(\mathbf{r})$, whose Fourier transform is $\delta\hat{\phi}(\mathbf{k})$, will induce a change in the one-particle density $\delta\rho(\mathbf{r})$. Its Fourier transform is given by¹²

$$\delta\hat{\rho}(\mathbf{k}) = -\beta\rho S(\mathbf{k})\delta\hat{\phi}(\mathbf{k}) \quad (1)$$

so the density changes $\delta\rho(\mathbf{r})$ induced by the potential will depend on the analytic structure in the complex \mathbf{k} plane of the structure factor $S(\mathbf{k}) \equiv \langle \rho(\mathbf{k})\rho(-\mathbf{k}) \rangle / N$ of the bulk system. It is argued that at distances well away from the surface its effects can be treated as if it corresponded to a perturbation applied at the edge of the system. When there is local crystalline order, the structure factor has a peak close to the magnitude of the first reciprocal lattice vector, say at $|\mathbf{K}_0|$ and the profile of the peak is roughly Lorentzian

$$S(k) \sim \frac{1}{(k - K_0)^2 + 1/\xi^2},$$

as seen in earlier work³, with ξ the bulk correlation length, which has poles at $k = K_0 \pm i/\xi$. The imaginary

part controls the length scale of decay of the density oscillations. At large distances d from the edge of the disc

$$\delta\rho(d) \sim \exp(-d/\xi) \cos(K_0 d). \quad (2)$$

We first introduce the models, and then present our results on the surface induced effects in a disc geometry. Finally we mention the implications of these results for numerical simulations of the 2D OCP and the GL LLL model around the reported phase transition.

The 2D OCP is a system of particles interacting logarithmically in a central harmonic confining potential. We arrive at the harmonic confining potential naturally by finding the energy of interaction of each charge with a background charge density which is spread out over the whole plane. Suppose we have N identical charges e on a fixed background of uniform charge density which confines them within a disc of radius R . It can be shown that the energy V of a configuration of N charges each labeled by integer i and with position $\{\mathbf{r}_i\}$ is, up to constants,

$$\frac{V}{kT} = -\Gamma \sum_{i < j} \ln(|\mathbf{r}_i - \mathbf{r}_j|) + \frac{\Gamma N}{2} \sum_{i=1}^N \left(\frac{|\mathbf{r}_i|}{R} \right)^2. \quad (3)$$

The temperature parameter that we use is $\Gamma = e^2/kT$. It is convenient to set the average number density $N/\pi R^2$ to $1/\pi$. In the London regime of thin film type II superconductors, which is characterized by low fields and hence low vortex densities so that variations in the complex order parameter can be neglected, vortices also interact logarithmically as in the 2D OCP.

The Ginzberg-Landau free energy functional for superconductors at temperature T depends on a spatially varying, complex order parameter $\psi(\mathbf{r})$, which is coupled to a magnetic vector potential \mathbf{A} . The superconductor is exposed to a uniform and static magnetic field B in the ζ direction. This field is close to the upper critical field (deduced from the mean field approximation) so that it is almost uniform within the sample; we neglect the constant free magnetic field energy term.

$$F = \int d^3\mathbf{r} \left\{ \frac{\hbar^2}{2m} |(-i\hbar\nabla - e^*\mathbf{A})\psi|^2 + \alpha |\psi|^2 + \frac{\beta}{2} |\psi|^4 \right\}.$$

The integral is taken over the entire sample volume. The parameters α , β , and m are related to the temperature dependent penetration depth and correlation length of the superconductor. We shall be interested in a sample that is sufficiently thin (thickness t) in the direction of the field that we can neglect any variation in the order parameter in this direction and remove the integral over ζ . Then we restrict the order parameter to a linear combination of Landau levels of lowest energy. In the symmetric gauge, with complex coordinates ($A_x = -By/2$ and $A_y = Bx/2$), these take the form

$$\phi_l(z) = g_l z^l e^{-|z|^2/4P},$$

where $l = 0, 1, \dots$ and $g_l = (\pi m!)^{-1/2} (1/2P)^{(m+1)/2}$ are normalization coefficients. $P = \hbar/B$ is the squared magnetic length. The order parameter is

$$\psi(z) = Q \sum_{l=0}^N v_l \phi_l(z),$$

where $Q = (2\pi P/\beta t)^{1/4}$ is introduced now to obtain a neater expression later. The sum runs over the $N+1$ lowest angular momentum states. This is a polynomial of degree N in z which therefore has N zeroes corresponding to the vortex positions in our finite system. This is substituted into the free energy functional. When the integrals have been performed we get

$$F = \alpha_T \sum_{m=0}^N v_m v_m^* + \sum_{p,q,r,s=0}^N 2^{m+p+2} \frac{(p+q)!}{(p!q!r!s!)}^{\frac{1}{2}} v_m v_p v_n^* v_r^* \delta_{m+p,n+r},$$

where $\alpha_T = Q^2 t (\alpha + (e^* B \hbar/m))^{9,13}$. Within this approximation, the vortex matter has identical properties along each of a family of curves labeled by α_T in the magnetic field - temperature plane. The quantity $\exp(-F)$ is taken as a Boltzmann weight in the calculation of the canonical partition function Z . Several authors^{14,15} have shown that at sufficiently high field in Type II superconductors, fluctuations in the magnetic field can be neglected.

As for our simulations, we used the Metropolis algorithm¹⁶ to approximate thermal averages by making pseudorandom steps in the coefficients $\{v_i\}$ in the Ginzberg-Landau simulations or in the positions of the charges in the OCP simulations. We thermalized the sample for a period and then started taking measurements of configurations to contribute to the averages.

We computed the radial density for the 2D OCP as the thermal average of a fine-grained histogram of particle numbers in circular shells for different discrete values of r . As is known from the exact solution for $\Gamma = 2$, the radial density is uniform from the center to the edge at a value of $1/\pi$. At lower temperatures, oscillating behavior creeps in from the edge of the sample. With $N = 400$ the pattern spreads across the system for $\Gamma = 100$ though the amplitude of the peaks continues to rise as the temperature is lowered (Fig. 1). We find, on increasing the number of steps in the simulation that these features do not change, indicating that our system has been adequately equilibrated for their study.

We first consider the outermost peak. For Γ greater than about 100 this peak corresponds well to an isolated shell (with a fixed number of particles). This is because the density on either side of the outer peak drops almost to zero, so there must be very little particle exchange between this peak and neighboring ones. We have found that the height of this peak is proportional to $\sqrt{\Gamma}$. The reason for this is as follows. The radial oscillations of

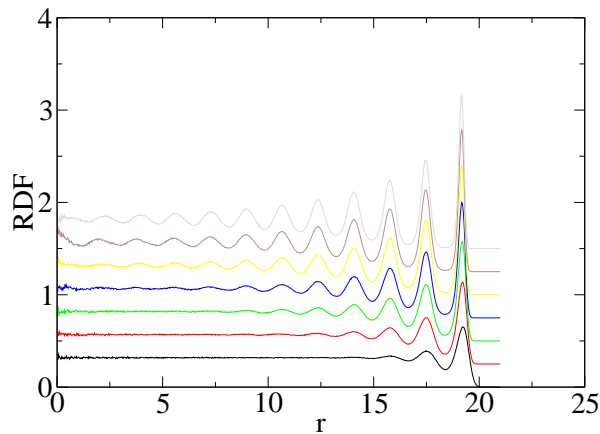


FIG. 1: Radial particle densities for the 2D one-component plasma at $\Gamma = 20, 40, 60, 80, 100, 120$ and 140 for 400 charges showing progressive ordering from the edges. We have separated the curves along the vertical axis for the sake of clarity.

particles in this shell have an amplitude X that is equal to half the width of the outer shell. The average energy of this mode $e^2 \langle X^2 \rangle$ is, by equipartition, of order kT . So the mean displacement of the particles from equilibrium is roughly proportional to $1/\sqrt{\Gamma}$ and hence, the height of the peak is proportional to $\sqrt{\Gamma}$. The other peaks do not obey this relation as closely as the outermost peak because the rest of the sample has roughly triangular order and so the assumption of isolated shells with radial oscillations breaks down.

It is natural to expect that the peak heights in the radial density will decay with distance from the edge of the disc on a length scale which is a reflection of the short-range crystalline order in the system and that the length scale involved is just the correlation length ξ of the 2D OCP. Moore and Pérez-Garrido³ have studied the structure factor $S(\mathbf{k})$ of the 2D OCP on the surface of a sphere and found that from the inverse width of its first peak that the correlation length is $\xi \sim \sqrt{\Gamma}$ at low temperatures: that is, when $\Gamma > 60$. We make the assumption that the same behavior for ξ occurs in our disc geometry. $h - h_0$ is the radial density peak height above the uniform radial density h_0 which is $\approx 1/\pi$. We plot $\ln[(h - h_0)/\sqrt{\Gamma}]$ against r/ξ where r is the distance from the outer peak where the $\sqrt{\Gamma}$ scaling is based on the variation of the absolute height of the outermost peak. The correlation length is taken to vary as $\sqrt{\Gamma} - \beta$ where β is a fitting parameter. Fig. 2 shows collapse of data at various temperatures onto a straight line revealing that the peak heights vary exponentially with distance from the highest peak with a characteristic length that varies with temperature in the same way as on a spherical surface for $\Gamma \geq 60$. The parameter β that gives the best collapse is also consistent with already published data for charges on a spherical surface³.

Because the rather general considerations of Evans and coworkers¹⁰ give oscillating exponential behavior as in

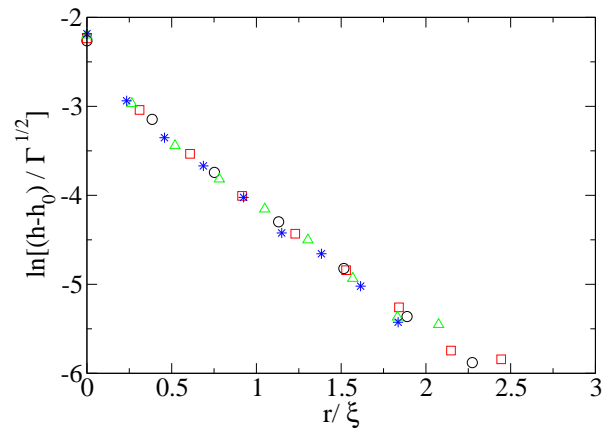


FIG. 2: Plot of $(h - h_0)/\sqrt{\Gamma}$ against r/ξ where h are peak heights in the radial density, a is the mean value of the radial density and r is the radial distance from the edge of the disc (as measured from the maximum peak). The correlation length $\xi = \sqrt{\Gamma} - \beta$ with fitting parameter $\beta = 4.46$. Plot includes data for $\Gamma = 80, 100, 120$ and 140 .

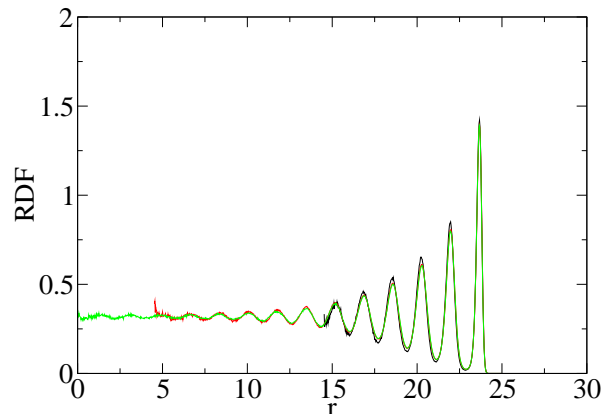


FIG. 3: Two plots of radial densities for different system sizes ($100, 400$, and 600 charges) superimposed with the edge peak superimposed. The plot shown is for $\Gamma = 100$.

Eq. 2 only asymptotically at large d , we should not be surprised that at least the first peak height is exceptional in Fig. 2, nor that the peaks close to the edge have varying width and shape. Indeed, if this relation were to hold close to the edges with $\sqrt{\Gamma}$ scaling of the heights, the density would not be completely positive even at quite high temperatures. We expect the oscillating exponential to be a good fit to our data only asymptotically.

The data in Fig. 2 were taken for a disc containing 400 charges. We have superimposed 2D OCP radial densities for identical temperatures and different system sizes with the outer peak as a reference point (Fig. 3). The superimposed plots overlap almost perfectly independent of the system size, indicating that the oscillations themselves are not finite size effects, but are instead related to the presence of an edge in the system.

We now consider the thermal averaged superconduct-

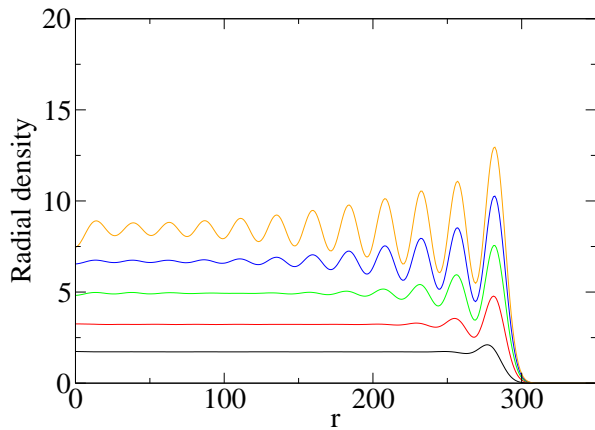


FIG. 4: Order parameter radial densities for α_T equal to -2 , -4 , -6 , -8 and -10 from bottom to top. There are 400 vortices in the disc.

ing order parameter density $\langle |\psi(r)|^2 \rangle$ as a function of the distance from the center of the sample r in the GL LLL model. This can be computed from the $N + 1$ averages $\langle v_m v_m^* \rangle$ as follows

$$\sum_{n=0}^N \langle v_n v_n^* \rangle \frac{r^{2n}}{n! 2^n} e^{-r^2/2}.$$

When α_T is positive, the order parameter density is uniform except for a sharp drop to zero at the edges of the sample. Plots of the radial density for various negative values of α_T and $N = 400$ are shown in Fig. 4. As α_T is lowered, peaks form at the edges and increase in amplitude; shell-like structure spreads into the sample from the edges. At about $\alpha_T = -8$, we observe that the ripples have spread all the way across the sample. If we look at the particle configurations for negative α_T , we see that the peaks are due to increasingly shell-like ordering towards the edges. We have confirmed (for small system sizes for which we can compute the vortex positions

quickly) that the troughs in the radial density match up with regions of high vortex density as we would expect. The tendency to form a triangular crystal at low temperatures emerges quite close to the edge of the sample so that the evolution from shell-like order to triangular order happens within a few lattice spacings. There is no evidence for a phase transition to a crystal in this system; instead the ordering is gradual⁹. The period of the radial density ripples is the same for all system sizes and temperatures. In fact, if we compare the radial densities for samples of different N at a given temperature, we find that they very nearly overlap close to the edges for $N = 400$ and $N = 600$, but the $N = 100$ discs show pronounced differences compared to the other two sizes. We have repeated the scaling analysis that we applied to the radial density peaks of the 2D OCP, this time with the assumption that $\xi \sim (|\alpha_T| - \beta)$ as suggested for $\alpha_T \leq -8$ in work by Dodgson and Moore⁸. For less negative α_T we use results for the correlation length directly from that paper. The fit is similar in appearance to Fig. 2 but we do not reproduce it here; it is slightly less convincing than the scaling in the 2D OCP plasma.

We have found for the 2D OCP in the disc geometry that the radial density oscillations allow us to see directly the magnitude of the correlation length in the bulk fluid. The same behavior is found in the GL LLL model. It is now clear that those simulation studies which reported a first-order fluid-crystal transition^{1,2,5,6,7} involved systems whose linear dimensions at the reported transition were actually comparable with the correlation length. It would clearly be desirable to repeat these studies for larger systems before accepting the conclusion that there is a first-order transition in these two-dimensional systems.

Finally, we note that it should be possible to see the density oscillations we have reported in this paper at the edges of thin film type II superconducting samples.

PAM would like to acknowledge financial support from the EPSRC.

- ¹ J. W. Perram and S. W. de Leeuw, *Physica* **113A**, 546 (1982).
- ² P. Choquard and J. Clerouin, *Phys. Rev. Lett.* **50**, 2086 (1983).
- ³ M. A. Moore and A. Pérez-Garrido, *Phys. Rev. Lett.* **82**, 4078 (1999).
- ⁴ Ying-Ju Lai and Lin I, *Phys. Rev. E* **64**, 015601(R) (2001).
- ⁵ L. Xing and Z. Tešanović, *Physica* **C196**, 241 (1992).
- ⁶ Y. Kato and N. Nagaosa, *Phys. Rev. B* **47**, 2932 (1993).
- ⁷ Jun Hu and A. H. MacDonald, *Phys. Rev. Lett.* **71**, 432 (1993).
- ⁸ M.J.W. Dodgson and M. A. Moore, *Phys. Rev. B* **55**, 3816 (1997).
- ⁹ J.A. O'Neill and M. A. Moore, *Phys. Rev. B* **48**, 374

- (1992).
- ¹⁰ R. Evans, R. J. F. Leote de Carvalho, J. R. Henderson and D. C. Hoyle, *J. Chem. Phys.* **100**, 591 (1994).
- ¹¹ R. Evans and R. J. F. Leote de Carvalho, *J. Chem. Phys.* **83**, 619 (1994).
- ¹² J. P. Hansen and I. R. McDonald, *Theory of simple liquids 2nd ed.*, Academic Press (1986).
- ¹³ G. J. Ruggeri and D. J. Thouless, *J. Phys. F* **6**, 2063 (1976).
- ¹⁴ G. Eilenberger, *Physical Review* **164**, 628 (1967).
- ¹⁵ J. S. Urbach, W. R. White, M. R. Beasley and A. Kapitulnik, *Phys. Rev. Lett.* **69**, 2407 (1992).
- ¹⁶ N. Metropolis, A. W. Rosenbluth and M. N. Rosenbluth, A. H. Teller and E. Teller, *J. Chem. Phys.* **21**, 1087 (1953).