

Theory of vortices in hybridized ballistic/diffusive-band superconductors

K. Tanaka,^{1,2} M. Eschrig,² and D. F. Agterberg³

¹*Department of Physics and Engineering Physics,
University of Saskatchewan, Saskatoon, Saskatchewan, Canada S7N 5E2*

²*Institut für Theoretische Festkörperphysik and DFG-Center for Functional Nanostructures,
Universität Karlsruhe, D-76128 Karlsruhe, Germany*

³*Department of Physics, University of Wisconsin - Milwaukee,
P.O. Box 413, Milwaukee, Wisconsin 53211, USA*

(Dated: 11 February 2007; published in Phys. Rev. B **75**, 214512 (2007))

We study the electronic structure in the vicinity of a vortex in a two-band superconductor in which the quasiparticle motion is ballistic in one band and diffusive in the other. This study is based on a model appropriate for such a case, that we have introduced recently [Tanaka *et al.*, Phys. Rev. B **73**, 220501(R) (2006)]. We argue that in the two-band superconductor MgB₂, such a case is realised. Motivated by the experimental findings on MgB₂, we assume that superconductivity in the diffusive band is “weak,” i.e., mostly induced. We examine intriguing features of the order parameter, the current density, and the vortex core spectrum in the “strong” ballistic band under the influence of hybridization with the “weak” diffusive band. Although the order parameter in the diffusive band is induced, the characteristic length scales in the two bands differ due to Coulomb interactions. The current density in the vortex core is dominated by the contribution from the ballistic band, while outside the core the contribution from the diffusive band can be substantial, or even dominating. The current density in the diffusive band has strong temperature dependence, exhibiting the Kramer-Pesch effect when hybridization is strong. A particularly interesting feature of our model is the possibility of additional bound states near the gap edge in the ballistic band, that are prominent in the vortex centre spectra. This contrasts with the single band case, where there is no gap-edge bound state in the vortex centre. We find the above-mentioned unique features for parameter values relevant for MgB₂.

PACS numbers: 74.20.-z, 74.50.+r, 74.70.Ad, 74.81.-g

I. INTRODUCTION

One can learn a great deal about the pairing mechanism of a superconductor from the electronic properties in the presence of inhomogeneity, such as vortices and impurities. Although multiple-band superconductivity was first studied almost 50 years ago,² the structure of a vortex in multiband superconductors has not been well understood, especially when impurities are present. The best material that has been discovered so far for studying multiband superconductivity is MgB₂.³ The consensus is that superconductivity is driven by electron-phonon interactions, and that it can be well described by a two-band model, with the “strong” σ band (energy gap $\Delta_\sigma \approx 7.2$ meV) and the “weak” π band ($\Delta_\pi \approx 2.3$ meV).^{4,5,6,7,8,9,10,11,12,13} The two energy gaps vanish at a common transition temperature T_c (Refs. 14,15,16) and there is evidence of induced superconductivity in the π band.^{7,17,18,19}

The one unusual aspect of this material as a multiband superconductor is the effect of impurities. The standard theory^{2,20,21} tells us that interband scattering by non-magnetic impurities should reduce T_c and the gap ratio. Mazin and co-workers,^{22,23} however, have shown theoretically that this does not apply to MgB₂, due to different symmetries of the σ and π orbitals, and hence negligible interband scattering. Moreover, impurities or defects, in particular those at Mg-sites which tend to occur more easily than at B-sites, affect only the π

band strongly. Indeed, many experiments have shown that the σ and π bands are essentially in the ballistic and diffusive limit, respectively.^{22,23,24,25,26,27,28,29,30,31} Even in samples in which the σ band is influenced by impurities substantially, two-gap superconductivity is retained.^{16,31,32,33,34,35,36,37,38,39,40,41} The question of whether or not the two gaps merge in dirty samples has not yet been settled.^{40,41,42,43}

Due to induced superconductivity and possibly also owing to these peculiar effects of impurities, the electronic structure around a vortex in MgB₂ has been found to exhibit intriguing properties. Eskildsen *et al.*,¹⁷ by tunneling along the c axis, have probed the vortex core structure in the π band. The local density of states (LDOS) was found to be completely flat as a function of energy at the vortex core, showing no sign of bound states. Also the ‘core size’ (~ 50 nm) as measured by a decay length of the zero-bias LDOS turned out to be much longer than expected from H_{c2} (~ 10 nm).^{17,44} Moreover, the existence of two effective coherence lengths in MgB₂ has been suggested by the μ SR measurement of a vortex lattice.⁴⁵ There has been, however, no experiment directly probing the σ band in the vortex state, and the electronic structure around a vortex in the σ band is yet to be determined.

Theoretically, the vortex structure in a two-band superconductor has been studied in terms of two clean bands⁴⁶ and two dirty bands.⁴⁷ Neither of these models, however, applies to many MgB₂ samples, which have

the clean σ and dirty π bands. Recently, we have formulated a unique model for a multiband superconductor with both a clean and a dirty band.¹ We have studied the effects of induced superconductivity and impurities in the weak diffusive band on the electronic properties in the strong ballistic band around a vortex. A particularly intriguing feature found in this model is the possibility of bound states near the gap edge in the ballistic band in the vortex core, in addition to the well-known Caroli-de Gennes-Matricon bound states.⁴⁸ Such bound states do not exist in a single ballistic band, and they arise solely from coupling to the diffusive band. Our model has also been applied to study the Kramer-Pesch effect⁴⁹ in coupled clean and dirty bands.⁵⁰ It has been found that the Kramer-Pesch effect is induced in the dirty band, which is absent when there is no coupling with the clean band. Thus, hybridization of ballistic and diffusive bands can lead to unusual properties of a multiband superconductor, and the vortex core structure is an example in which the effects of induced superconductivity and impurities manifest clearly.

In this work, we make an extensive study of the electronic structure in the vicinity of a vortex in a strong ballistic band, under the influence of hybridization with a weak diffusive band. Our model is based on coupled Eilenberger and Usadel equations, which are solved directly and numerically. We assume that interband scattering by impurities is negligible and that the two bands are coupled only by the pairing interaction, as justified for typical MgB₂ samples. Unique features of the order parameter, the current density, and the vortex core spectrum are examined in detail. In particular, we study the development of the gap-edge bound states as various physical parameters are varied. Although this work has been motivated by the impurity effects^{16,22,23,24,25,26,27,28,29,30,31,32,33,34,35,36,37,38,39,40,41} and the STM measurement of the vortex state in MgB₂,^{17,44} our model is general and applicable to any superconductor in which ballistic and diffusive bands are coupled mainly by the pairing interaction.

The paper is organized as follows. The formulation and computational details are given in Secs. II and III, respectively. Results are presented in Sec. IV and they are summarised and discussed in Sec. V. Throughout the paper we use units with $\hbar = c = 1$.

II. THEORETICAL DESCRIPTION

Both the ballistic and diffusive limits of superconductivity can be described within one unified theory, the quasiclassical theory of superconductivity.^{51,52,53,54,55,56,57} The central quantity of this theory, containing all the physical information, is the quasiclassical Green function, or propagator, $\hat{g}(\epsilon, \mathbf{p}_{F\alpha}, \mathbf{R})$. Here ϵ is the quasiparticle energy measured from the chemical potential, $\mathbf{p}_{F\alpha}$ the quasiparticle momentum on the Fermi surface of band α , and \mathbf{R} is the spatial coordinate. The hat refers to the 2×2

matrix structure of the propagator in the Nambu-Gor'kov particle-hole space. In the ballistic case, the equation of motion for \hat{g} is the Eilenberger equation, and in the diffusive case the Usadel equation. Our model is appropriate for any two-band superconductor with a clean and a dirty band (generalisation to several bands is straightforward). However, having in mind MgB₂, for definiteness we call the two bands σ and π bands, respectively.

In the clean σ band, $\hat{g}_\sigma(\epsilon, \mathbf{p}_{F\sigma}, \mathbf{R})$ satisfies the Eilenberger equation,^{51,52}

$$[\epsilon \hat{\tau}_3 - \hat{\Delta}_\sigma, \hat{g}_\sigma] + i \mathbf{v}_{F\sigma} \cdot \nabla \hat{g}_\sigma = \hat{0}, \quad (1)$$

where $\mathbf{v}_{F\sigma}$ is the Fermi velocity and $\hat{\Delta}_\sigma$ the (spatially varying) order parameter. The three Pauli matrices in Nambu-Gor'kov space are denoted by $\hat{\tau}_i$, $i = 1, 2, 3$, and $[\dots, \dots]$ denotes the commutator. Throughout this work, we ignore the variation of the magnetic field in the vortex core, assuming a strongly type-II superconductor (this is justified for example for MgB₂).

For the π band we assume that it is in the diffusive limit. In the presence of strong impurity scattering, the momentum dependence of the quasiclassical Green function is averaged out, and the equation of motion for the resulting propagator $\hat{g}_\pi(\epsilon, \mathbf{R})$ reduces to the Usadel equation,⁵³

$$[\epsilon \hat{\tau}_3 - \hat{\Delta}_\pi, \hat{g}_\pi] + \nabla \frac{\mathbb{D}}{\pi} (\hat{g}_\pi \nabla \hat{g}_\pi) = \hat{0}, \quad (2)$$

with the diffusion constant tensor \mathbb{D} . Both ballistic and diffusive propagators are normalized according to⁵¹

$$\hat{g}_\sigma^2 = \hat{g}_\pi^2 = -\pi^2 \hat{1}. \quad (3)$$

A two-band superconductor with a ballistic and a diffusive band can exist only if interband scattering by impurities is weak. We neglect in the following interband scattering by impurities, and assume that the quasiparticles in different bands are coupled only through the pairing interaction. Self-consistency is achieved through the coupled gap equations for the spatially varying order parameters in each band,

$$\Delta_\alpha(\mathbf{R}) = \sum_\beta V_{\alpha\beta} N_{F\beta} \mathcal{F}_\beta(\mathbf{R}), \quad (4)$$

where $\alpha, \beta \in \{\sigma, \pi\}$, and $\hat{\Delta}_\alpha = \hat{\tau}_1 \text{Re } \Delta_\alpha - \hat{\tau}_2 \text{Im } \Delta_\alpha$. The coupling matrix $V_{\alpha\beta}$ determines the pairing interaction, $N_{F\beta}$ is the Fermi-surface density of states on band β , and

$$\begin{aligned} \mathcal{F}_\sigma(\mathbf{R}) &\equiv \int_{-\epsilon_c}^{\epsilon_c} \frac{d\epsilon}{2\pi i} \langle f_\sigma(\epsilon, \mathbf{p}_{F\sigma}, \mathbf{R}) \rangle_{\mathbf{p}_{F\sigma}} \tanh\left(\frac{\epsilon}{2T}\right), \\ \mathcal{F}_\pi(\mathbf{R}) &\equiv \int_{-\epsilon_c}^{\epsilon_c} \frac{d\epsilon}{2\pi i} f_\pi(\epsilon, \mathbf{R}) \tanh\left(\frac{\epsilon}{2T}\right). \end{aligned} \quad (5)$$

Here f_α is the upper off-diagonal (1,2) element of the matrix propagator \hat{g}_α , and ϵ_c is a cutoff energy. The Fermi surface average over the σ -band is denoted by $\langle \dots \rangle_{\mathbf{p}_{F\sigma}}$.

Note that within our model the precise form of the Fermi surface in the π band is not relevant, as in the diffusive limit all necessary information is contained in the diffusion constant tensor \mathbb{D} . For simplicity we have assumed in our calculation an isotropic tensor $\mathbb{D}_{ij} = D\delta_{ij}$. The diffusion constant defines the π -band coherence length $\xi_\pi = \sqrt{D/2\pi T_c}$. For the σ -band Fermi surface we assume a cylindrical shape, as motivated by the Fermi surface of MgB₂. This allows us to treat the σ band as quasi-two-dimensional, $\mathbf{v}_{F\sigma} = v_{F\sigma}\hat{\mathbf{p}}_r$, with cylindrical coordinates (p_r, p_ϕ, p_z) and the unit vector $\hat{\mathbf{p}}_r$ in direction of \mathbf{p}_r . We define the coherence length in the σ band as $\xi_\sigma = v_{F\sigma}/2\pi T_c$. It will be used as length unit throughout this paper.

The numerical solution of the (nonlinear) system of Eqs. (1)–(3) is greatly simplified by using the Riccati parameterization of the Green functions, both for the ballistic case^{58,59,60,61} and for the diffusive case,⁶²

$$\hat{g}_\alpha = -\frac{i\pi}{1 + \gamma_\alpha \tilde{\gamma}_\alpha} \begin{pmatrix} 1 - \gamma_\alpha \tilde{\gamma}_\alpha & 2\gamma_\alpha \\ 2\tilde{\gamma}_\alpha & \gamma_\alpha \tilde{\gamma}_\alpha - 1 \end{pmatrix}, \quad (6)$$

with $\tilde{\gamma}_\sigma(\epsilon, \mathbf{p}_{F\sigma}, \mathbf{R}) = \gamma_\sigma^*(-\epsilon^*, -\mathbf{p}_{F\sigma}, \mathbf{R})$ and $\tilde{\gamma}_\pi(\epsilon, \mathbf{R}) = \gamma_\pi^*(-\epsilon^*, \mathbf{R})$. The transport equation for $\gamma_\sigma(\epsilon, \mathbf{p}_{F\sigma}, \mathbf{R})$ is given by,^{58,59,60,61}

$$\Delta_\sigma + 2\epsilon \gamma_\sigma + \Delta_\sigma^* \gamma_\sigma^2 + i\mathbf{v}_{F\sigma} \nabla \gamma_\sigma = 0. \quad (7)$$

and for $\gamma_\pi(\epsilon, \mathbf{R})$ it is⁶²

$$\Delta_\pi + 2\epsilon \gamma_\pi + \Delta_\pi^* \gamma_\pi^2 - iD \left(\nabla^2 \gamma_\pi - \frac{2\tilde{\gamma}_\pi(\nabla \gamma_\pi)^2}{1 + \gamma_\pi \tilde{\gamma}_\pi} \right) = 0. \quad (8)$$

We solve Eqs. (1)–(5) self-consistently. After self-consistency has been achieved for the order parameters, the (for the σ band, angle-resolved) LDOS in each band can be calculated by

$$\begin{aligned} N_\sigma(\epsilon, \mathbf{p}_{F\sigma}, \mathbf{R})/N_{F\sigma} &= -\text{Im } g_\sigma(\epsilon, \mathbf{p}_{F\sigma}, \mathbf{R})/\pi, \\ N_\pi(\epsilon, \mathbf{R})/N_{F\pi} &= -\text{Im } g_\pi(\epsilon, \mathbf{R})/\pi, \end{aligned} \quad (9)$$

where g_α is the upper diagonal (1,1) element of \hat{g}_α .

The current density around the vortex has contributions from both π and σ bands,

$$\mathbf{j}(\mathbf{R}) = \mathbf{j}_\sigma(\mathbf{R}) + \mathbf{j}_\pi(\mathbf{R}). \quad (10)$$

The corresponding expressions are

$$\begin{aligned} \frac{\mathbf{j}_\sigma(\mathbf{R})}{2eN_{F\sigma}} &= \int_{-\infty}^{\infty} \frac{d\epsilon}{2\pi} \langle \mathbf{v}_{F\sigma} \text{Im } g_\sigma \rangle_{\mathbf{p}_{F\sigma}} \tanh\left(\frac{\epsilon}{2T}\right), \\ \frac{\mathbf{j}_\pi(\mathbf{R})}{2eN_{F\pi}} &= \frac{\mathbb{D}}{\pi} \int_{-\infty}^{\infty} \frac{d\epsilon}{2\pi} \text{Im } [f_\pi^* \nabla f_\pi] \tanh\left(\frac{\epsilon}{2T}\right), \end{aligned} \quad (11)$$

where $e = -|e|$ is the electron charge.

III. COMPUTATIONAL DETAILS

A. Gap equations

The first step is to write Eqs. (4) and (5) in a form that is independent of the cut-off energy ϵ_c and the cut-off dependent interaction matrix $V_{\alpha\beta}$. We diagonalize the

interactions by

$$N_F \sum_{\beta=\pi,\sigma} \sqrt{n_\alpha} V_{\alpha\beta} \sqrt{n_\beta} \mathcal{Y}_\beta^{(k)} = \mathcal{Y}_\alpha^{(k)} \lambda^{(k)}, \quad (12)$$

where $N_F = N_{F\sigma} + N_{F\pi}$ and $n_\alpha = N_{F\alpha}/N_F$. The band index runs over $\alpha = (\sigma, \pi)$, and thus we need two basis functions for a complete system, denoted by $k = 0, 1$. We expand the order parameter and the anomalous Green functions in terms of the eigenvectors

$$\vec{\mathcal{Y}}^{(k)} = \begin{pmatrix} \mathcal{Y}_\sigma^{(k)} \\ \mathcal{Y}_\pi^{(k)} \end{pmatrix} \quad (13)$$

The eigenvectors are orthonormal. We also introduce the vectors

$$\vec{\Delta} = \begin{pmatrix} \sqrt{n_\sigma} \Delta_\sigma \\ \sqrt{n_\pi} \Delta_\pi \end{pmatrix}, \quad \vec{\mathcal{F}} = \begin{pmatrix} \sqrt{n_\sigma} \mathcal{F}_\sigma \\ \sqrt{n_\pi} \mathcal{F}_\pi \end{pmatrix}. \quad (14)$$

Using the expansion

$$\vec{\Delta} = \sum_{k=0,1} \Delta^{(k)} \vec{\mathcal{Y}}^{(k)}, \quad \vec{\mathcal{F}} = \sum_{k=0,1} \mathcal{F}^{(k)} \vec{\mathcal{Y}}^{(k)}, \quad (15)$$

with $\Delta^{(k)} = \vec{\mathcal{Y}}^{(k)\dagger} \vec{\Delta}$ and $\mathcal{F}^{(k)} = \vec{\mathcal{Y}}^{(k)\dagger} \vec{\mathcal{F}}$, the gap equations are given by

$$\Delta^{(k)}(\mathbf{R}) = \lambda^{(k)} \mathcal{F}^{(k)}(\mathbf{R}). \quad (16)$$

Without restriction we can choose the largest eigenvalue to be $\lambda^{(0)}$. It can be eliminated together with the cutoff frequency in favor of the transition temperature between the normal and superconducting states, T_c . Although both coupling constants $\lambda^{(0)}$ and $\lambda^{(1)}$ are cutoff dependent, the parameter Λ defined by

$$\Lambda = \frac{\lambda^{(0)} \lambda^{(1)}}{\lambda^{(0)} - \lambda^{(1)}} \quad (17)$$

is cutoff independent. We parameterize the two coupling constants by the two cutoff independent quantities T_c and Λ .

Near T_c , the subdominant order parameter $\Delta^{(1)}$ is of higher order in $(T_c - T)$ than $\Delta^{(0)}$ is. The bulk gaps on the two Fermi surface sheets are thus determined near T_c by $\Delta^{(0)}$ only, and are given by

$$\Delta_\sigma = \frac{\mathcal{Y}_\sigma^{(0)}}{\sqrt{n_\sigma}} \Delta^{(0)}, \quad \Delta_\pi = \frac{\mathcal{Y}_\pi^{(0)}}{\sqrt{n_\pi}} \Delta^{(0)}. \quad (18)$$

We define the ratio of the bulk gaps on the two bands near T_c ,

$$\rho := \frac{\Delta_\pi}{\Delta_\sigma} = \frac{\mathcal{Y}_\pi^{(0)}}{\mathcal{Y}_\sigma^{(0)}} \sqrt{\frac{n_\sigma}{n_\pi}}. \quad (19)$$

We also introduce the notation $n := \sqrt{n_\sigma/n_\pi}$. Then the matrix of eigenvectors is given by

$$\begin{pmatrix} \mathcal{Y}_\sigma^{(0)} & \mathcal{Y}_\sigma^{(1)} \\ \mathcal{Y}_\pi^{(0)} & \mathcal{Y}_\pi^{(1)} \end{pmatrix} = \frac{1}{\sqrt{n^2 + |\rho|^2}} \begin{pmatrix} n & -\rho^* \\ \rho & n \end{pmatrix}. \quad (20)$$

B. Homogeneous solutions

In the homogeneous case, at zero temperature

$$\lim_{T \rightarrow 0} \mathcal{F}_\alpha = \Delta_\alpha \ln \frac{2\epsilon_c}{|\Delta_\alpha|}, \quad (21)$$

where ϵ_c is the usual BCS cutoff frequency of the order of the Debye frequency. Using the BCS formula

$$\ln \frac{2\epsilon_c}{\pi T_c} = \frac{1}{\lambda^{(0)}} - \gamma \quad (22)$$

($\gamma \approx 0.577$ is Euler's constant), we obtain the zero-temperature gap equations

$$\left(\gamma + \ln \frac{|\Delta_\alpha^0|}{\pi T_c} \right) \Delta_\alpha^0 = -\frac{1}{\Lambda} \sum_\beta \mathcal{Y}_\alpha^{(1)} \mathcal{Y}_\beta^{(1)*} \sqrt{\frac{n_\beta}{n_\alpha}} \Delta_\beta^0, \quad (23)$$

where Δ_α^0 denotes the bulk order parameter at zero temperature on band α . From this we can derive an equation for the ratio $\rho_0 = \Delta_\pi^0 / \Delta_\sigma^0$ (assuming that the gap ratio ρ is real),

$$\frac{\rho - \rho_0}{n^2 + \rho^2} = \Lambda \frac{\rho_0}{n^2 + \rho_0 \rho} \ln |\rho_0|, \quad (24)$$

and for the dominant zero-temperature gap

$$\Delta_\sigma^0 / T_c = \pi e^{-\gamma} e^{-[\rho_0 \rho / (n^2 + \rho_0 \rho)] \ln |\rho_0|}. \quad (25)$$

Equation (24) is a quadratic equation for ρ , which is readily solved analytically in terms of ρ_0 , n and Λ :

$$\rho = \frac{2n^2 \rho_0 (1 + \Lambda \ln |\rho_0|)}{(n^2 - \rho_0^2) + \sqrt{(n^2 + \rho_0^2)^2 - (2n\rho_0 \Lambda \ln |\rho_0|)^2}}. \quad (26)$$

The four material parameters ρ_0 , n , Λ , and T_c completely specify the bulk behaviour of the system. We illustrate in Fig. 1 how the dominant bulk gap to T_c ratio at zero temperature is affected by ρ_0 , $n_\pi/n_\sigma = 1/n^2$, and Λ . In (a), Δ_σ^0/T_c determined by Eqs. (25) and (26) is shown as a function of ρ_0 , for $n_\pi = n_\sigma$ and various values of Λ . In (b) we compare Δ_σ^0/T_c as a function of n_π/n_σ for several values of ρ_0 , and for $\Lambda = -0.1$ and 0.1 . It can be seen in Fig. 1(a) that for a fixed n_π/n_σ , Δ_σ^0/T_c exhibits nonlinear behaviour as a function of ρ_0 depending on the value of Λ , while the BCS value (1.764) is recovered at $\rho_0 = 0$ and 1 . For $\Lambda < 0$ this ratio is always larger than the BCS value, and it is always larger for $\Lambda < 0$ than for $\Lambda > 0$, for fixed ρ_0 and n_π/n_σ . When $\Lambda > 0$, Δ_σ^0/T_c can be smaller than the BCS value for a certain range of ρ_0 . The effect becomes even more pronounced for larger n_π/n_σ . For a fixed ρ_0 , as shown in Fig. 1(b), Δ_σ^0/T_c increases almost linearly with increasing n_π/n_σ , with larger slope for larger ρ_0 . Here again, the enhancement of Δ_σ^0/T_c is always stronger for $\Lambda < 0$ than for $\Lambda > 0$. For $n_\pi/n_\sigma = 0$ there is only one band and the ratio reduces to the BCS value.

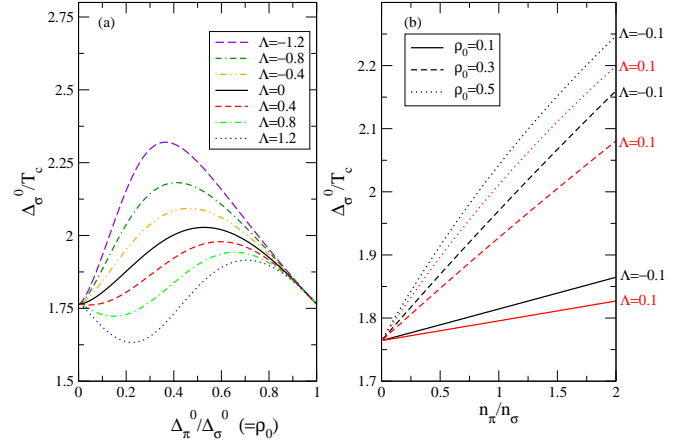


FIG. 1: (Color online) The bulk $|\Delta_\sigma|/T_c$ in the zero-temperature limit as given by Eqs. (25) and (26): (a) as a function of $\rho_0 = \Delta_\pi^0/\Delta_\sigma^0$ for $n_\pi = n_\sigma$ and various values of Λ , and (b) as a function of n_π/n_σ for various sets of ρ_0 and Λ . For a fixed n_π/n_σ , $|\Delta_\sigma|/T_c$ shows nonlinear behaviour as a function of ρ_0 , where the BCS value is recovered at $\rho_0 = 0$ and 1 . The bulk gap is enhanced as n_π/n_σ increases, and this effect is larger for larger ρ_0 and for smaller Λ .

In fact, the enhancement of the bulk zero-temperature gap by stronger Coulomb interactions in the subdominant channel can be estimated for small $|\Lambda|$ analytically from Eqs. (25) and (26), which give

$$\left(\frac{\partial}{\partial \Lambda} \frac{\Delta_\sigma^0}{T_c} \right)_{\Lambda=0} = - \left(\frac{\Delta_\sigma^0}{T_c} \right)_{\Lambda=0} \left(\frac{n\rho_0 \ln |\rho_0|}{n^2 + \rho_0^2} \right)^2, \quad (27)$$

and $\Delta_\pi^0(\Lambda) = \rho_0 \Delta_\sigma^0(\Lambda)$. More generally, at low T for given ρ_0 and n , the homogeneous gap over T_c ratio increases with decreasing Λ in both bands. The slope at $\rho_0 = 1$ in Fig. 1(a) is independent of Λ and is given by $-\pi e^{-\gamma}/(1+n^2)$. An expansion for small ρ_0 or for small n_π/n_σ gives for both cases

$$\frac{\Delta_\sigma^0}{T_c} \approx \pi e^{-\gamma} \left(1 - \frac{n_\pi}{n_\sigma} (1 + \Lambda \ln |\rho_0|) \ln |\rho_0| \rho_0^2 \right). \quad (28)$$

We now discuss the relation between the gap ratios near T_c , given by ρ , and at $T = 0$, given by ρ_0 . When $\Lambda = 0$, we have $\rho = \rho_0$. For small $|\Lambda|$ or small ρ_0/n we obtain from Eq. (26) the approximate relation

$$\rho \approx \rho_0 + \Lambda \rho_0 \ln |\rho_0|. \quad (29)$$

For $|\rho_0| < 1$ it follows that when the Coulomb repulsion dominates in the second channel ($\Lambda < 0$), the magnitude of the gap ratio at T_c is increased with respect to that at zero temperature, $|\rho| > |\rho_0|$; for effective attraction in the subdominant channel ($\Lambda > 0$), $|\rho| < |\rho_0|$.

In Fig. 2 we show the solutions of the homogeneous gap equations for both σ and π bands as a function of temperature for various values of Λ , for fixed $\rho_0 = 0.3$ and $n = 1$. In the left-hand and right-hand panels of Fig. 2 the order parameters in the two bands and the

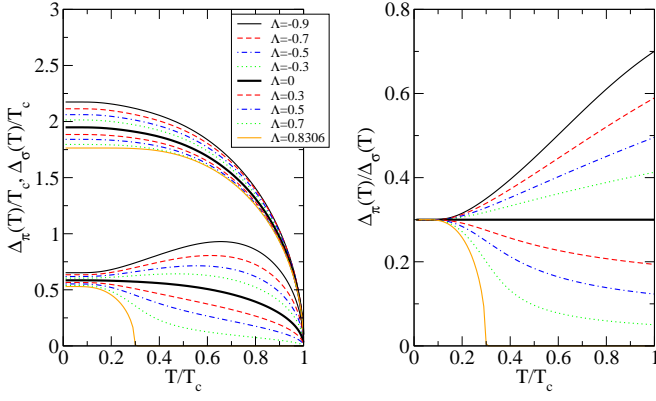


FIG. 2: (Color online) Energy gaps $\Delta_\pi(T)$ and $\Delta_\sigma(T)$ (left-hand panel) and the ratio $\Delta_\pi(T)/\Delta_\sigma(T)$ (right-hand panel) in the homogeneous case as a function of temperature T for various values of Λ , for fixed $\rho_0 = 0.3$ and $n = \sqrt{n_\sigma/n_\pi} = 1$. There is a second transition temperature associated with the π band for $\Lambda \geq \Lambda_c$ (see text).

ratio of the two are plotted, respectively, as a function of temperature. As discussed above, when $\Lambda = 0$ (thick lines), the ratio $|\Delta_\pi(T)/\Delta_\sigma(T)|$ stays constant and equal to $\rho = \rho_0$, while for $\Lambda < 0$ (> 0) ρ is larger (smaller) than ρ_0 .

If the order parameter in the π band has a zero slope at T_c , i.e., $\rho = 0$ (see, e.g., the lowest curves in Fig. 2), then for positive Λ there is a second superconducting transition² associated with the π band at temperature

$$T_{c\pi}(\rho = 0) = T_c e^{-1/\Lambda} \quad (\Lambda > 0). \quad (30)$$

In this case the order parameter in the π band stays zero above $T_{c\pi}$; below $T_{c\pi}$ both order parameters are nonzero, and the zero-temperature gap ratio is $\rho_0 = e^{-1/\Lambda}$ so that the relation $T_{c\pi}/T_c = \rho_0$ holds. For negative Λ there is no second transition in the π band, and superconductivity is purely induced for all temperatures. For small absolute values of ρ , the order parameter in the π band is given approximately by

$$\frac{\Delta_\pi(T)}{\Delta_\sigma(T)} \approx \frac{\rho}{1 - \Lambda \left| \ln \frac{T}{T_c} \right|} \quad (|\rho| \ll 1). \quad (31)$$

This equation is correct for $T > T_{c\pi}$ as long as $|\Delta_\pi(T)/\Delta_\sigma(T)|$ stays small. For $\rho \neq 0$ the order parameter in the π band is nonzero in the entire temperature range [see Fig. 2(a)], being purely induced for $\Lambda < 0$, and for $T > T_{c\pi}$ when $\Lambda > 0$. It follows from Eq. (31) that for $\Lambda < 0$, $|\Delta_\pi(T)/\Delta_\sigma(T)|$ is reduced from $|\rho|$ as temperature decreases, while for $\Lambda > 0$ it increases from $|\rho|$ for $T_{c\pi} < T < T_c$ [see also Fig. 2(b)].

For a given ρ_0 , the critical Λ , above which a second transition in the π band can be observed, is given by $\Lambda_c = -1/\ln|\rho_0|$. In the case of Fig. 2 this yields $\Lambda_c \approx 0.8306$. We find that for $\Lambda > \Lambda_c$ there is a π phase difference between the order parameters in the two bands for $T > T_{c\pi}$ (the gap ratio becomes negative), and for

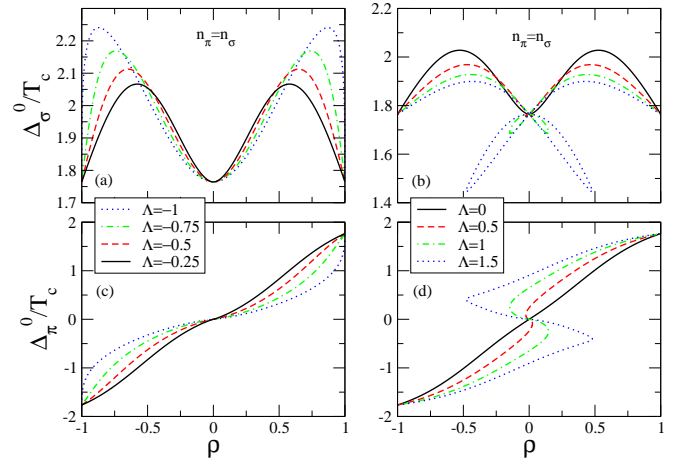


FIG. 3: (Color online) The Δ_σ^0/T_c (top) and Δ_π^0/T_c (bottom) as a function of the gap ratio at T_c , $\rho = \lim_{T \rightarrow T_c} \Delta_\pi/\Delta_\sigma$, obtained from Eqs. (25) and (26), for $\Lambda < 0$ [(a) and (c)] and $\Lambda > 0$ [(b) and (d)]. While for $-1 \leq \Lambda \leq 0$ there is a unique solution, for $\Lambda > 0$, for sufficiently small ρ there are three solutions. This indicates possible first-order transitions as a function of temperature, if Λ for a given ρ is larger than a critical value.

$T < T_{c\pi}$ a more complicated picture arises, with three solutions that compete, and possible first-order phase transitions. This is demonstrated in Fig. 3, in which the zero-temperature bulk gap to T_c ratio in the σ (top) and π (bottom) band is plotted as a function of the gap ratio at T_c , $\rho = \lim_{T \rightarrow T_c} \Delta_\pi/\Delta_\sigma$, obtained from the solution of Eqs. (25) and (26). Results are shown for the effective subdominant coupling Λ ranging from repulsive (left) to attractive (right). For $-1 \leq \Lambda \leq 0$ there is a unique solution for the bulk gaps at zero temperature for a given ρ (left-hand panels). However, as can be seen in the right-hand panels, when $\Lambda > 0$, there are three possible solutions to the gap equations for sufficiently small ρ . As these zero-temperature solutions are associated with the same single solution near T_c , this indicates that first-order phase transitions can occur as temperature is varied. This behaviour is not the topic of this paper, however, and we assume for the remainder of the paper that $\Lambda < \Lambda_c$ for a given ρ_0 (or $\rho_0 > \rho_c = e^{-1/\Lambda}$ for a given Λ).

C. Choice of material parameters

For MgB_2 , if estimated from the *ab initio* values of the electron-phonon coupling strengths^{5,9,10} and the Coulomb pseudopotentials,^{9,63} Λ varies depending on which calculations are used, while some calculations yield very small Λ . But using Eq. (26), one can fix Λ from the observed values of ρ_0 and ρ – although for the latter, some data points have relatively large error bars. From the experiments of Refs. 8, 14, 15, 16, and 38, we find roughly $-0.3 < \Lambda < 0.3$. Among these, the measurement of Ref. 8

has a data point at the highest temperature, $T \simeq 0.96T_c$, and Λ estimated using this point is close to zero. Therefore, we assume that for MgB_2 , Λ is small and can be either positive or negative.

The strength of induced superconductivity in the π band is specified in our model by Λ and ρ_0 , the latter of which is about 0.3 in MgB_2 . Results are presented mainly for $\rho_0 = 0.1, 0.3, 0.5$. The n_π/n_σ in MgB_2 has been determined experimentally to be $n_\pi/n_\sigma \approx 1 - 1.2$.^{17,64,65} We show results for $n_\pi/n_\sigma = 1$ and 2, and discuss the effects of the π -band density of states.

Finally, there is another material parameter in our model, that is the ratio of the coherence lengths in the two bands, ξ_π/ξ_σ . Note in this regard that in defining the π -band coherence length $\xi_\pi = \sqrt{D/2\pi T_c}$, we have used the energy scale T_c rather than Δ_π . This is motivated by the fact that, as discussed above, superconductivity in the π band is assumed to be mostly induced by the σ band. Consequently, for the variation of the π -band order parameter determined by the self-consistency equation, Eq. (4), the energy scale T_c is relevant. However, the *quasiparticle motion* in the π band is governed by the Eilenberger transport equation supplemented with an appropriate impurity self-energy $\Sigma_{i,\pi}$ of the order of $1/\tau_\pi$, where τ_π is the π -band quasiparticle lifetime due to elastic intraband impurity scattering. To determine under which conditions the diffusive approximation can be used in the π band, the relative size of the π -band gap, Δ_π , and the π band impurity self-energy, $\Sigma_{i,\pi}$, matters. Thus, the condition for the π band to be diffusive so that the Eilenberger equation supplemented with $\Sigma_{i,\pi}$ reduces to the Usadel equation is

$$1/\tau_\pi > \Delta_\pi. \quad (32)$$

In practise it turns out that the diffusive approximation applies quite well already when $1/\tau_\pi$ is only larger, not much larger, than Δ_π . Using the above definitions for ξ_σ and ξ_π and with the diffusion constant $D = \frac{1}{3}\tau_\pi v_{F\pi}^2$, this yields

$$\frac{\xi_\pi}{\xi_\sigma} < \frac{v_{F\pi}}{v_{F\sigma}} \sqrt{\frac{2\pi T_c}{3\Delta_\pi}}. \quad (33)$$

Strong electron-phonon coupling in the σ band renormalizes the Fermi velocity as $v_{F\sigma}/Z$,⁶⁶ where Z is the renormalization factor and is about 2 in the zero-frequency limit.⁶⁷ Taking the *ab initio* Fermi velocities, $v_{F\pi}/v_{F\sigma} = 5.8/4.4$,⁶⁸ as the unrenormalized values, and using $\Delta_\pi/T_c \approx 0.6$ as found in several experiments, we estimate $\xi_\pi/\xi_\sigma < 5$ for MgB_2 . As discussed in Sec. IV C 1, an estimate from the experiment of Ref. 17 yields a value between 1 and 3 for MgB_2 . To keep the discussion general, the effects of the coherence length ratio on the vortex core structure are illustrated for $\xi_\pi/\xi_\sigma = 1, 2, 3, 5$.

Throughout this work, cylindrical symmetry is assumed for the two-dimensional σ band, and an isotropic diffusion tensor for the three-dimensional π band. Up to this point, the energy gaps (homogeneous order parameters) in the two bands have been denoted as Δ_π and

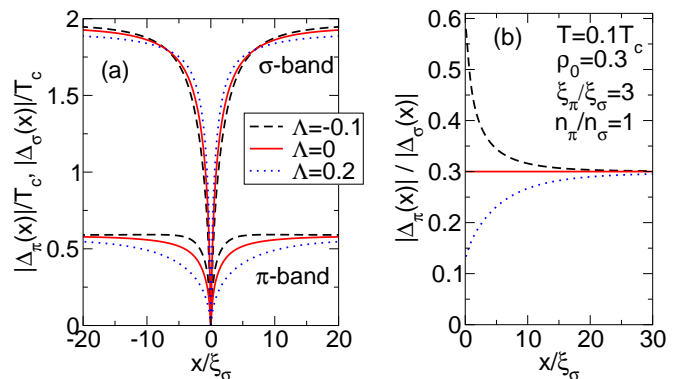


FIG. 4: (Color online) (a) Order parameters $|\Delta_\pi(x)|$ and $|\Delta_\sigma(x)|$ and (b) the ratio $|\Delta_\pi(x)/\Delta_\sigma(x)|$ as a function of coordinate x along the path $y = 0$ for various values of Λ , for $\xi_\pi/\xi_\sigma = 3$, $\rho_0 = 0.3$, $T/T_c = 0.1$, $n = 1$. The Coulomb repulsion (which reduces Λ) renormalizes the recovery lengths of the order parameters in the two bands differently.

Δ_σ . In the following, Δ_π and Δ_σ represent the spatially varying order parameters.

IV. RESULTS

A. Order parameter

1. Effects of the Coulomb interaction in the diffusive band

Negative Λ means that the effective Coulomb interaction dominates over the effective pairing interaction in the second pairing channel. In this case, Coulomb interactions are responsible for the fact that the π band cannot maintain superconductivity on its own, and it superconducts only due to its proximity to the superconducting σ band. We first examine the effects of the Coulomb interaction on the order parameters. We consider a vortex that extends in z direction, with the vortex centre situated at $x = y = 0$ for each z . In Fig. 4, we show the order parameter magnitudes as a function of coordinate x along the path $y = 0$ for three values of Λ , appropriate for attractive, repulsive and no effective interaction in the second pairing channel. Figure 4(a) shows $|\Delta_\pi(x)|$ and $|\Delta_\sigma(x)|$, and Fig. 4(b) their ratio. The Coulomb repulsion renormalizes the recovery lengths of the order parameters (the characteristic length scale over which the order parameter recovers to the bulk value) in both bands. Although superconductivity in the π band is mostly induced by that in the σ band, it is clear from Fig. 4 that the length scales in the two bands can differ considerably if $\Lambda \neq 0$. For $\Lambda = 0$ there is only one length scale and hence the same recovery length in both bands. When $\Lambda < 0$ (> 0), $|\Delta_\pi(x)|$ is enhanced (suppressed) around the vortex core, resulting in a shorter (longer) recovery length compared to the case with $\Lambda = 0$. On the other hand, the sign of Λ has opposite effects on $|\Delta_\sigma(x)|$,

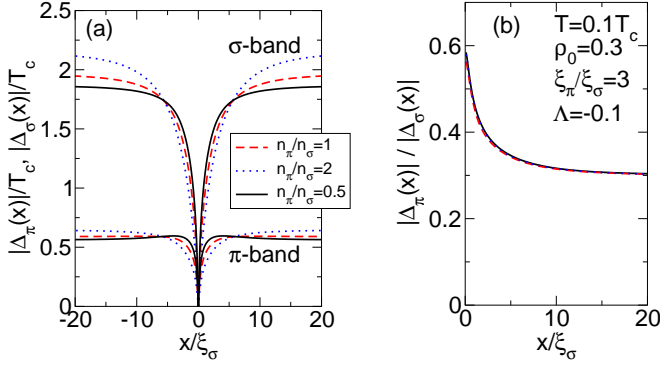


FIG. 5: (Color online) (a) Order parameters $|\Delta_\pi(x)|$ and $|\Delta_\sigma(x)|$ and (b) the ratio $|\Delta_\pi(x)/\Delta_\sigma(x)|$ as a function of coordinate x along the path $y = 0$ for various density of states ratios n_π/n_σ , and fixed $\xi_\pi/\xi_\sigma = 3$, $\rho_0 = 0.3$, $T/T_c = 0.1$, $\Lambda = -0.1$. The π -band density of states renormalizes the recovery lengths of the order parameters, and the bulk magnitudes of the order parameters are larger for larger n_π/n_σ .

although these effects are relatively small for the parameter set for Fig. 4. In fact, Δ_σ (its length scale and magnitude) can be affected by the π -band Coulomb interaction significantly for larger ρ_0 and ξ_π/ξ_σ .¹

As demonstrated in Fig. 1, the bulk gap over T_c ratios in both bands are enhanced by stronger Coulomb repulsion in the diffusive band, an effect also seen in Fig. 4(a). As shown in Eq. (27), this renormalization of the magnitude of the bulk gap has the same sign for both bands, and is very different from the renormalization in the core region seen in Fig. 4(a), that has opposite sign for the two order parameters. The latter effect can be seen most dramatically when plotting the ratio $|\Delta_\pi(x)/\Delta_\sigma(x)|$, as we do in Fig. 4(b). For $\Lambda \neq 0$ the ratio increases by up to a factor of 2 for $\Lambda = -0.1$, and decreases by about the same factor for $\Lambda = 0.2$. When $\Lambda = 0$, $|\Delta_\pi(x)/\Delta_\sigma(x)|$ stays constant and equal to $\rho_0 = \rho$. This results from the fact that in this case $\lambda^{(1)} = 0$ in Eq. (16), leading to $\Delta^{(1)}(x) = 0$ so that Eq. (18) holds for all x .

2. Effects of the density of states in the diffusive band

Figure 5 demonstrates the effects of the Fermi-surface density of states in the diffusive band on the order parameters for a typical set of material parameters and for $T/T_c = 0.1$. In Fig. 5(a) we show the order parameter magnitudes and in (b) their ratio. It can be seen in Fig. 5(a) that the bulk gap over T_c ratios increase with increasing density of states ratio n_π/n_σ , a behavior consistent with Fig. 1(b) and with Eqs. (25) and (28). From Fig. 5(a) we see that a larger n_π/n_σ also enlarges the core area in both bands. At higher temperature (not shown), n_π/n_σ has less effect on the order parameters. The effects of the π -band Coulomb interaction described in the last section manifest more drastically in both bands for larger n_π/n_σ . When comparing the

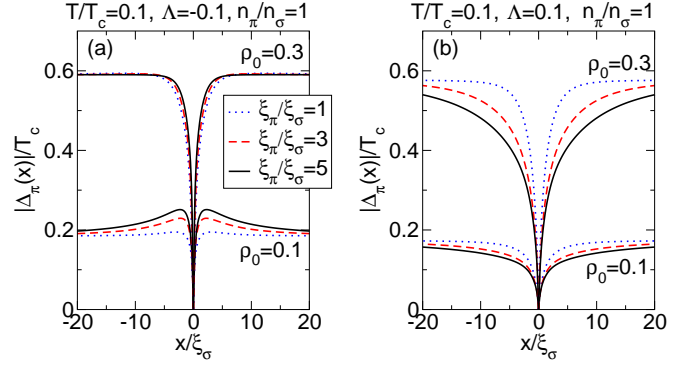


FIG. 6: (Color online) (a) Order parameter in the π band $|\Delta_\pi(x)|$ as a function of coordinate x along the path $y = 0$ for various values of ρ_0 and ξ_π/ξ_σ , for $T/T_c = 0.1$ and $n_\pi/n_\sigma = 1$; for (a) $\Lambda = -0.1$ and (b) $\Lambda = 0.1$. For $\Lambda > 0$, $|\Delta_\pi(x)|$ is depleted around the vortex core for larger ξ_π/ξ_σ , and this effect is larger for larger ρ_0 . When the Coulomb repulsion dominates ($\Lambda < 0$), for small ρ_0 (e.g., 0.1), $|\Delta_\pi(x)|$ is enhanced near the vortex centre for larger ξ_π/ξ_σ .

shapes of the order parameter profiles in the σ band and the π band in Fig. 5(a), there is a qualitative difference between the cases $n_\pi/n_\sigma = 0.5$ and $n_\pi/n_\sigma = 2$. Nevertheless, Fig. 5(b) shows that despite the different shapes of the order parameter profiles in the two bands for different values of n_π/n_σ , the spatial variation of the ratio $|\Delta_\pi(x)/\Delta_\sigma(x)|$ is almost independent of n_π/n_σ . This is for $\Lambda \neq 0$ a nontrivial and rather interesting finding.

3. Effects of the coherence length and gap ratios

In Fig. 6 we illustrate how the order parameter profile in the π band changes as ρ_0 and ξ_π/ξ_σ are varied. We compare the two cases of (a) $\Lambda = -0.1$ and (b) $\Lambda = 0.1$, leaving $T/T_c = 0.1$ and $n_\pi/n_\sigma = 1$ fixed. As can be seen in Fig. 6(b), for $\Lambda > 0$, $|\Delta_\pi(x)|$ is depleted in the core area as ξ_π/ξ_σ increases, and this effect is larger for larger ρ_0 . On the other hand, when the Coulomb repulsion is dominant in the π band ($\Lambda < 0$), as shown in Fig. 6(a), the profile of $|\Delta_\pi(x)|$ changes in a peculiar way as ξ_π/ξ_σ varies. For relatively small ρ_0 [e.g., 0.1 in Fig. 6(a)], $|\Delta_\pi(x)|$ is enhanced around the vortex core for larger ξ_π/ξ_σ , while for $\rho_0 = 0.3$ $|\Delta_\pi(x)|$ hardly changes for different values of ξ_π/ξ_σ . For larger $\rho_0 (> 0.3)$ (not shown), however, the core region becomes larger with increasing ξ_π/ξ_σ – in a similar way as for $\Lambda > 0$, though not so drastically. This lets us conclude that for the case $\rho_0 \approx 0.3$ in Fig. 6(a) a cancellation between two opposite tendencies is at work, that renders $|\Delta_\pi(x)|$ seemingly insensitive to the parameter ξ_π/ξ_σ . As to $|\Delta_\sigma(x)|$, similarly as $|\Delta_\pi(x)|$ in Fig. 6(b), the core area is enlarged for larger ξ_π/ξ_σ , more noticeably for larger ρ_0 , and for both positive and negative Λ [see Fig. 8(b) below].

As discussed above, even though superconductivity is induced in the π band due to coupling with the σ band,

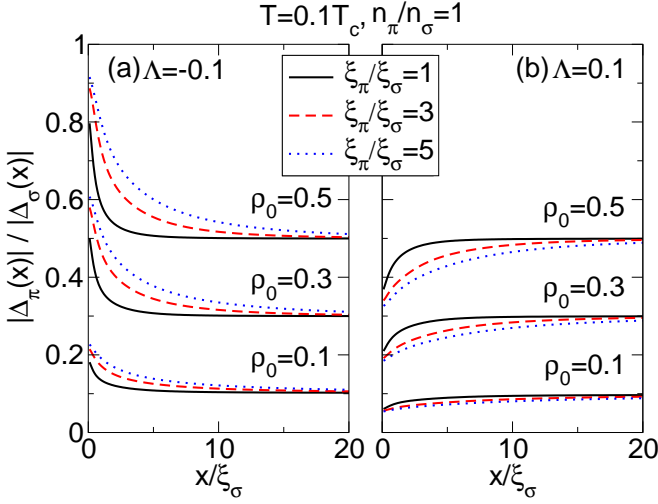


FIG. 7: (Color online) (a) The ratio $|\Delta_\pi(x)/\Delta_\sigma(x)|$ as a function of coordinate x along the path $y = 0$ for various values of ρ_0 and ξ_π/ξ_σ , for $T/T_c = 0.1$ and $n_\pi/n_\sigma = 1$; for (a) $\Lambda = -0.1$ and (b) $\Lambda = 0.1$. For negative (positive) Λ , the ratio is larger (smaller) than ρ_0 around the vortex core, and the area of the enhancement (depletion) is larger for larger ξ_π/ξ_σ . As ρ_0 increases, the ratio changes more drastically as x approaches zero.

the characteristic length scale of the order parameter can be quite different in the two bands. This is demonstrated in Fig. 7 for various sets of ρ_0 and ξ_π/ξ_σ . Here the order parameter ratio $|\Delta_\pi(x)/\Delta_\sigma(x)|$ is plotted as a function of x . In agreement with our discussion of Fig. 4(b), this ratio is in the vortex core larger than ρ_0 for negative, and smaller than ρ_0 for positive Λ . When $\Lambda < 0$, despite the peculiar change of the $|\Delta_\pi(x)|$ profile as a function of ξ_π/ξ_σ depending on the value of ρ_0 , $|\Delta_\pi(x)/\Delta_\sigma(x)|$ is always larger than ρ_0 in the core area, as can be seen in Fig. 7(a). The main conclusion of Fig. 7 is that the enhancement for $\Lambda < 0$ and depletion for $\Lambda > 0$ of $|\Delta_\pi(x)/\Delta_\sigma(x)|$ is increasing with ξ_π/ξ_σ and ρ_0 .

In Fig. 8 we compare the influence of the material parameters ρ_0 and ξ_π/ξ_σ on the order parameter profiles in the vortex core. In Fig. 8(a) we vary ρ_0 for fixed $\xi_\pi/\xi_\sigma = 3$, and in (b) we vary ξ_π/ξ_σ for fixed $\rho_0 = 0.3$. As shown in Fig. 1, in general the bulk gap to T_c ratio in the σ band changes in a nonmonotonous way as a function of ρ_0 . In the case of the parameter set for Fig. 8(a), however, the bulk $|\Delta_\sigma|/T_c$ increases with increasing ρ_0 for the values of ρ_0 shown (for a fixed ξ_π/ξ_σ). At the same time, as the coupling of the two bands becomes stronger, the recovery length of $|\Delta_\sigma|$ increases [Fig. 8(a)] and the length scales in the two bands are more different [see also Fig. 7(a)]. For a fixed ρ_0 the σ -band order parameter has a larger core area as ξ_π/ξ_σ increases [Fig. 8(b)]. The $|\Delta_\sigma|$ profile changes in a similar way with varying ξ_π/ξ_σ when $\Lambda > 0$. Also seen in Fig. 8(b) is that the insensitivity of the $|\Delta_\pi|$ profile due to the cancellation effect for $\Lambda < 0$ discussed above, combined with the enhanced depletion of $|\Delta_\sigma|$, yields a seemingly paradoxical picture, namely

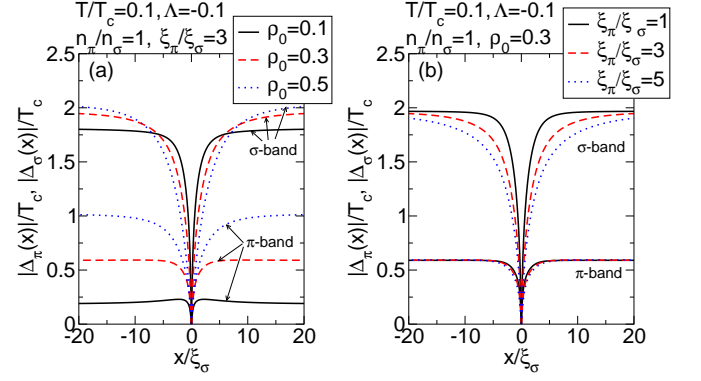


FIG. 8: (Color online) Order parameters $|\Delta_\pi(x)|$ and $|\Delta_\sigma(x)|$ as a function of coordinate x along the path $y = 0$ for $T/T_c = 0.1$, $\Lambda = -0.1$, $n_\pi/n_\sigma = 1$; for (a) various values of ρ_0 for $\xi_\pi/\xi_\sigma = 3$ and (b) different values of ξ_π/ξ_σ for $\rho_0 = 0.3$. For a fixed ξ_π/ξ_σ , as ρ_0 increases, the core area is enhanced in both bands. For a fixed ρ_0 , for larger ξ_π/ξ_σ the core area is enlarged in the σ band.

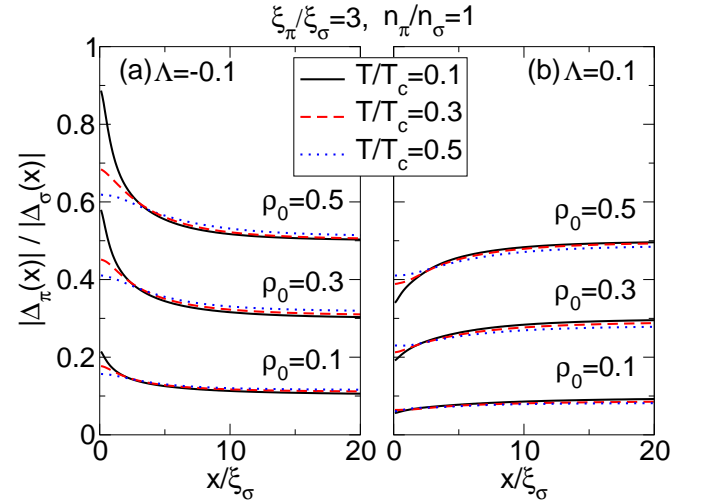


FIG. 9: (Color online) The ratio $|\Delta_\pi(x)/\Delta_\sigma(x)|$ as a function of position x along the path $y = 0$ for $\xi_\pi/\xi_\sigma = 3$ and $n_\pi/n_\sigma = 1$, for various values of ρ_0 and T/T_c ; for (a) $\Lambda = -0.1$ and (b) $\Lambda = 0.1$. The difference between the length scales in the two bands and its temperature dependence are enhanced as ρ_0 increases, especially for $\Lambda < 0$. As temperature is raised, the difference between the recovery lengths of the two order parameters becomes smaller.

that an increase in ξ_π (for fixed ξ_σ) results in a larger core area in the σ band instead of the π band.

4. Temperature dependence

The ratio $|\Delta_\pi(x)/\Delta_\sigma(x)|$ as a function of coordinate x is plotted in Fig. 9 for various values of ρ_0 and T/T_c , for (a) $\Lambda = -0.1$ and (b) $\Lambda = 0.1$. The enhancement (depletion) and its temperature dependence of this ratio in the core area are larger for larger ρ_0 for negative (positive)

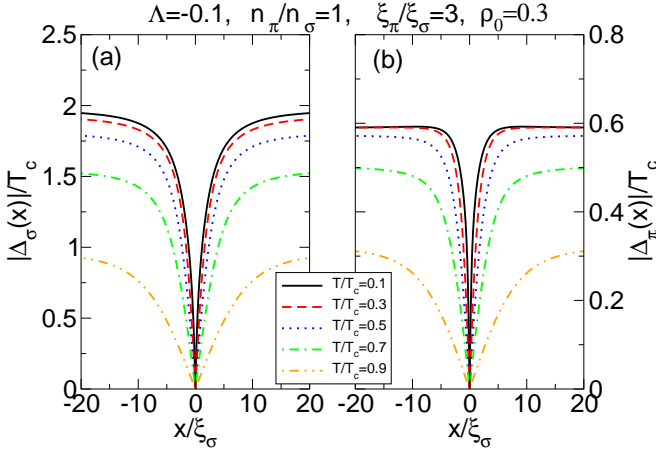


FIG. 10: (Color online) Order parameters (a) $|\Delta_\sigma(x)|$ and (b) $|\Delta_\pi(x)|$ as a function of x along the path $y = 0$ for $\rho_0 = 0.3$, $\xi_\pi/\xi_\sigma = 3$, $n_\pi/n_\sigma = 1$, $\Lambda = -0.1$. The ‘weak’ π band makes the temperature dependence of the $|\Delta_\sigma|$ profile more drastic than in the single-band case.

Λ . This effect is considerable when the Coulomb repulsion dominates in the π band [Fig. 9(a)]. As temperature becomes higher, however, the difference between the recovery lengths of the two order parameters is reduced, as can be seen in Fig. 9 (see also Fig. 10).

Figure 10 shows the temperature dependence of (a) $|\Delta_\sigma(x)|$ and (b) $|\Delta_\pi(x)|$ for a typical set of material parameters. By coupling to the weak π band, the suppression of $|\Delta_\sigma|$ and the widening of its core region with increasing temperature are more drastic compared with the single-band case. The π -band order parameter is less affected by temperature for low enough T/T_c . For higher temperature, however, the profile of the order parameters in the two bands are similar.

The temperature dependence of the core area of the order parameter can be characterised by the vortex ‘core size’ defined by⁶⁹

$$\xi_c^{-1} = \frac{\partial \Delta(r=0)}{\partial r} \frac{1}{\Delta(r=\infty)}, \quad (34)$$

where r is the radial coordinate measured from the vortex centre. In a clean single-band superconductor, the order parameter exhibits the Kramer-Pesch (KP) effect,⁴⁹ i.e., shrinkage of the vortex core as T is lowered, approaching zero in the zero-temperature limit^{50,69,70,71}. In an s -wave superconductor, however, the core size as defined above saturates as temperature approaches zero, when there are nonmagnetic impurities.^{50,71} This can be understood by the broadening of the vortex core bound states that carry the supercurrent around the vortex centre. This broadening removes the singular behaviour in the spatial variation of the order parameter in the vortex centre, and the vortex core shrinking ceases when $k_B T$ becomes smaller than the energy width of the zero-energy bound states situated at the vortex centre (in quasiclassical approximation one can neglect the small splitting of these

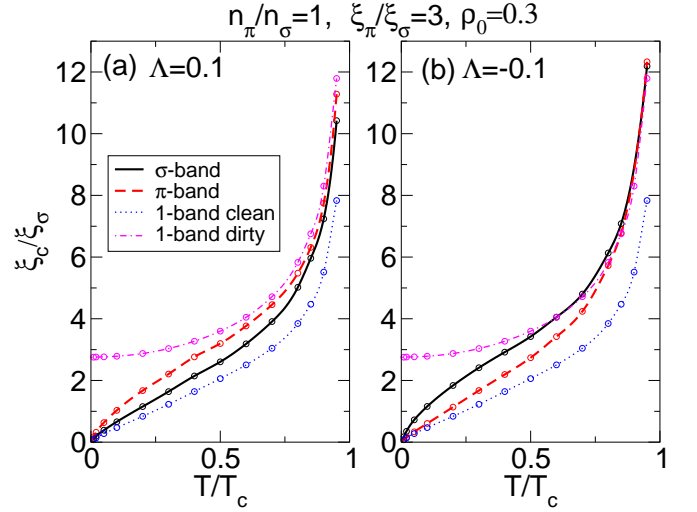


FIG. 11: (Color online) The core size ξ_c defined by Eq. (34) in the two bands for $\rho_0 = 0.3$, $\xi_\pi/\xi_\sigma = 3$, and $n_\pi/n_\sigma = 1$, for (a) $\Lambda = 0.1$ and (b) $\Lambda = -0.1$. The Kramer-Pesch effect is induced in the π band, although absent in a single diffusive band (dashed-dotted curves). As seen from (a), the core radius ξ_c is larger in the π band than that in the σ band when $\Lambda > 0$. However, the opposite is true for $\Lambda < 0$, as shown in (b).

bound states due to the Caroli-deGennes minigap).

Recently, our model of coupled clean and dirty bands¹ has been applied to study the KP effect in a two-band superconductor, and it has been shown that, by coupling to the clean band, the KP effect is induced in the dirty band.⁵⁰ The calculation in Ref. 50 corresponds to positive Λ in our formulation.

In Fig. 11 we plot ξ_c/ξ_σ in the σ and π bands as a function of temperature for $\rho_0 = 0.3$, $\xi_\pi/\xi_\sigma = 3$, and $n_\pi/n_\sigma = 1$, for (a) $\Lambda = 0.1$ and (b) $\Lambda = -0.1$. Points are data obtained by self-consistent calculation, and curves are guides to the eye. Single-band results are also shown for clean (dotted curves) and dirty (dashed-dotted curves) superconductors, which exhibit the core shrinkage and saturation as $T \rightarrow 0$, respectively. In the two-band case, the core size in the dirty π band (dashed curves) tends to zero in the zero-temperature limit, as the core size in the clean σ band (full curves) does. For $\Lambda > 0$, shown in Fig. 11(a), the core size in the π band is always larger than the core size in the σ band. There is the KP effect in the π band also when the Coulomb repulsion is dominant [see Fig. 11 (b)]. However, here the core size defined by Eq. (34) is always smaller in the π band than in the σ band. Surprisingly, with dominating Coulomb interactions, the KP effect is better developed rather in the diffusive band than in the ballistic band. Only at very low temperature the core size extrapolates to zero in the σ band, whereas this happens in the π band already below $T \sim 0.5T_c$. We suggest that the KP effect can be used to study the strength of Coulomb interactions in the effective pair interaction matrix. Finally,

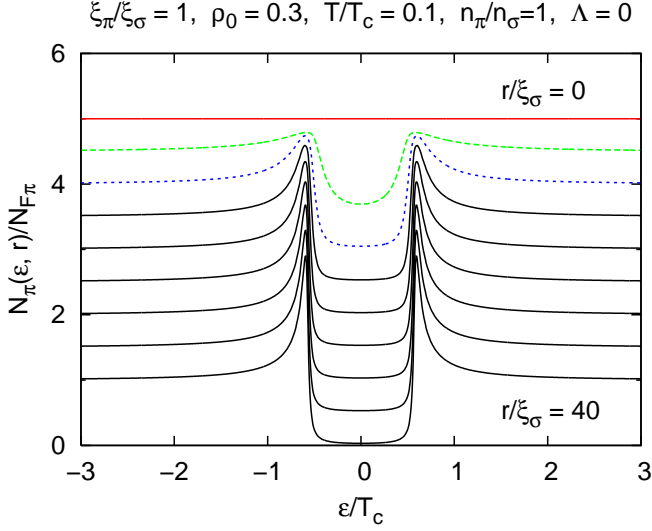


FIG. 12: (Color online) The π -band LDOS $N_\pi(\epsilon, r)$ as a function of energy ϵ at various distances r from the vortex centre (r/ξ_σ from 0 to 40 with an increment of 5). The parameter values are $\xi_\pi/\xi_\sigma = 1$, $\rho_0 = 0.3$, $T/T_c = 0.1$, $n_\pi/n_\sigma = 1$, and $\Lambda = 0$. The $N_\pi(\epsilon, r)$ shows no sign of localized states in the vortex core, consistent with the experiment on MgB₂ (Ref. ¹⁷).

when $\Lambda = 0$ (not shown), the order parameters in the two bands have the same length scale and the same ξ_c .

B. Spectral properties of diffusive band

In Fig. 12 we show an example for the LDOS $N_\pi(\epsilon, r)$ as obtained from Eq. (9) in the diffusive π band as a function of energy ϵ at various distances r from the vortex centre. At the vortex centre, $N_\pi(\epsilon, r = 0)$ as a function of ϵ is completely flat, showing no sign of localized states. This is consistent with the experiment on MgB₂,¹⁷ which probed the π -band LDOS by tunneling along the c axis. Far away from the vortex core, the bulk BCS density of states is recovered. For a fixed ρ_0 , the BCS density of states is recovered at larger distances for larger ξ_π/ξ_σ ; while for a fixed ξ_π/ξ_σ , the LDOS recovers to the bulk density of states further away for smaller ρ_0 .

Experimentally the vortex ‘core size’ obtained from tunneling spectroscopy can be defined as a measure of the decay of the zero-bias LDOS as one moves away from the vortex centre. Note that this definition of the vortex core size is very different from that defined in Eq. (34) and shown in Fig. 11: the two quantities in fact differ by a large amount as we discuss in the following. Figure 13 shows the zero-bias LDOS in the π band $N_\pi(\epsilon = 0, r)$ as a function of r for (a) varying ξ_π/ξ_σ , (b) varying ρ_0 , (c) varying Λ , and (d) varying T/T_c ; for the combination of the remaining parameters $n_\pi/n_\sigma = 1$, $\xi_\pi/\xi_\sigma = 3$, $\rho_0 = 0.3$, $T/T_c = 0.1$, $\Lambda = -0.1$. For a fixed ρ_0 , the core size defined as a decay length of the zero-bias LDOS increases substantially with increasing ξ_π/ξ_σ , as shown in

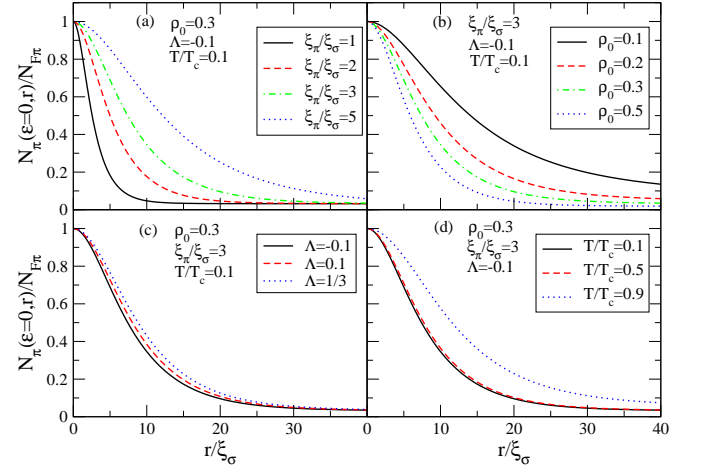


FIG. 13: (Color online) The zero-bias LDOS $N_\pi(\epsilon = 0, r)$ as a function of distance r from the vortex centre for $n_\pi/n_\sigma = 1$; (a) $\rho_0 = 0.3$, $T/T_c = 0.1$, $\Lambda = -0.1$ for various values of ξ_π/ξ_σ ; (b) $\xi_\pi/\xi_\sigma = 3$, $T/T_c = 0.1$, $\Lambda = -0.1$ for various values of ρ_0 ; (c) $\rho_0 = 0.3$, $\xi_\pi/\xi_\sigma = 3$, $T/T_c = 0.1$ for various values of Λ ; (d) $\rho_0 = 0.3$, $\xi_\pi/\xi_\sigma = 3$, $\Lambda = -0.1$ for various temperatures. By comparing with the experimental data (Ref. ¹⁷) we estimate $\xi_\pi/\xi_\sigma \sim 2$ for MgB₂, taking $\rho_0 = 0.3$.

Fig. 13(a). On the other hand, for a fixed ξ_π/ξ_σ , the core size becomes considerably larger for weaker coupling to the σ band, i.e., smaller ρ_0 , as presented in Fig. 13(b). It can be seen in Fig. 13(c) that the LDOS profile in the π band is barely changed for different values of Λ . The Fermi-surface density of states n_π/n_σ also has little effect on the π -band LDOS (not shown). As illustrated in Fig. 13(d), the LDOS is hardly affected by temperature over a rather large temperature range; however, the decay length increases notably for temperatures close to T_c . Fig. 13 is a central result of our calculations, as it can be used directly as reference for comparison with scanning tunneling experiments, in order to determine either of the material parameters ξ_π/ξ_σ or ρ_0 . In particular, the parameter ξ_π/ξ_σ is otherwise difficult to access experimentally.

The decay length of the LDOS can be very different in the two bands. The length scale of the zero-bias LDOS in the σ band is ξ_σ and thus shorter than that in the π band for small enough ρ_0 or large enough ξ_π/ξ_σ . The existence of two coherence length scales in MgB₂ has been suggested;^{17,44,45} i.e., a ‘core size’ (~ 50 nm) much larger than that expected from H_{c2} (~ 10 nm). Theoretically, two apparent length scales in the LDOS have been found also in the case of two clean bands⁴⁶ and two dirty bands.^{47,72} The difference in the decay lengths comes from the fact that, although superconductivity is induced in the π band, quasiparticle motion is governed by the effective coherence length resulting from the Usadel equation (2), $\sqrt{D/2\Delta\pi}$ (that is longer than $\xi_\pi = \sqrt{D/2\pi T_c}$).

Our model of a clean and a dirty band is suitable for describing MgB₂, and the values of ρ_0 , n_π/n_σ and Λ for Fig. 13(a) are appropriate for modelling MgB₂. Using

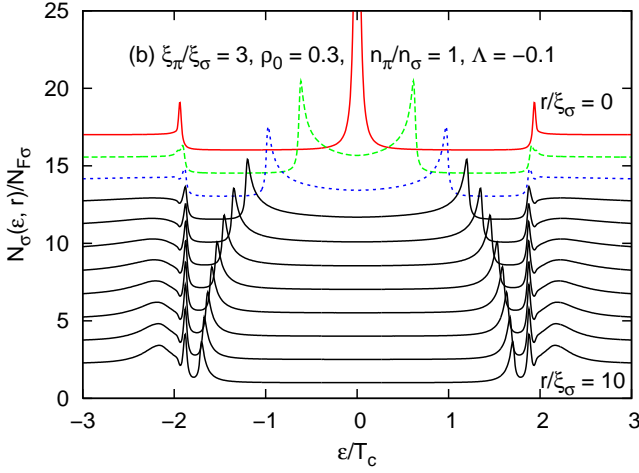


FIG. 14: (Color online) The σ -band LDOS $N_\sigma(\epsilon, r)$ as a function of energy ϵ at various distances r from the vortex centre (r/ξ_σ from 0 to 10 with an increment of 1). The parameter values are $\xi_\pi/\xi_\sigma = 3$, $\rho_0 = 0.3$, $T/T_c = 0.1$, $n_\pi/n_\sigma = 1$, and $\Lambda = -0.1$. Coupling to a diffusive band results in bound states at the gap edge in the clean band, in addition to the well-known Caroli-de Gennes-Matricon bound states.

the *ab initio* value⁶⁸ of $v_{F\sigma}$ and including the renormalization factor as mentioned above, $\xi_\sigma \simeq 6.8\text{nm}$ for MgB_2 ($T_c = 39\text{ K}$). By comparing Fig. 13(a) with the zero-bias LDOS measured in the experiment of Ref.17 [Fig. 3(a) in Ref. 17], for this parameter set, we find ξ_π/ξ_σ is about 2 for MgB_2 . As discussed in detail in the next section, there can be bound states near the gap edge in the ‘strong’ ballistic σ band, which arise from coupling to the ‘weak’ diffusive π band. Such bound states exist for parameter values relevant for MgB_2 , e.g., for $\xi_\pi/\xi_\sigma = 2$, $\rho_0 = 0.3$, and for various temperatures, n_π/n_σ , and Λ [see, e.g., Fig. 15].

C. Spectral properties of ballistic band

1. Total LDOS

We turn now to the spectral properties of the vortex core originating from the clean σ band. We plot in Fig. 14 the total (angle-averaged) LDOS $N_\sigma(\epsilon, r) = \langle N_\sigma(\epsilon, \mathbf{p}_{F\sigma}, r) \rangle_{\mathbf{p}_{F\sigma}}$ in the ballistic σ band as a function of energy ϵ at various distances r from the vortex centre. The spectra show the well-known Caroli-de Gennes-Matricon (CdGM) bound-state bands^{48,74} at low energies. In the single-band case [see Fig. 15(a)], at the gap edge the spectrum is suppressed and there is neither coherence peak nor bound state in the vortex centre spectrum.^{60,75,76} The new feature found in our model is the additional bound states at the gap edge, as can be seen clearly in Fig. 14, which arise from coupling to a diffusive band. While the CdGM bound states disperse strongly as a function of position, the extra bound states

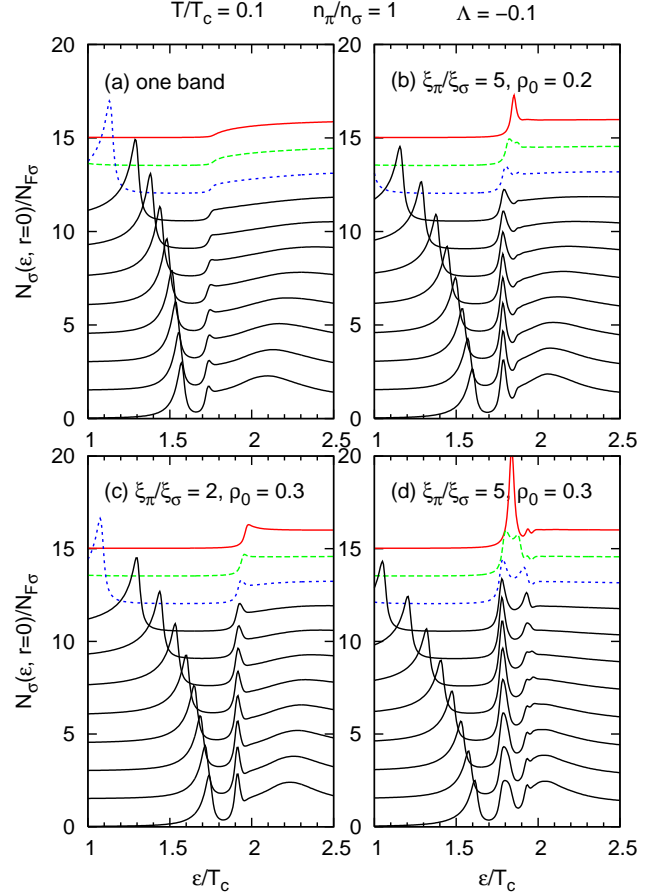


FIG. 15: (Color online) The $N_\sigma(\epsilon, r)$ as a function of energy ϵ at various distances r from the vortex centre (r/ξ_σ from 0 to 10 with an increment of 1) for $T/T_c = 0.1$; (a) the single-band case, (b) $\xi_\pi/\xi_\sigma = 5$, $\rho_0 = 0.2$, (c) $\xi_\pi/\xi_\sigma = 2$, $\rho_0 = 0.3$, and (d) $\xi_\pi/\xi_\sigma = 5$, $\rho_0 = 0.3$. In the two-band cases, $n_\pi/n_\sigma = 1$ and $\Lambda = -0.1$. The gap-edge bound states, which are absent in the single-band case, are enhanced (and the number of branches increases) for larger ξ_π/ξ_σ and ρ_0 .

stay near the gap edge as r is varied. The self-consistency of the order parameters is essential for studying the presence or absence of these gap-edge bound states.

In Fig. 15 the total LDOS near the gap edge at various distances r is shown at temperature $T/T_c = 0.1$, for (a) the single-band case, (b) $\xi_\pi/\xi_\sigma = 5$, $\rho_0 = 0.2$, (c) $\xi_\pi/\xi_\sigma = 2$, $\rho_0 = 0.3$, and (d) $\xi_\pi/\xi_\sigma = 5$, $\rho_0 = 0.3$. It can be seen in Fig. 15(a) that in the single-band case, there is no localized state near the gap edge at $r = 0$, while a small peak develops at the gap edge at large r . This is a bound state arising solely from the phase winding around the vortex. In Fig. 15(b), additional bound states exist at the gap edge both in the core region and far away from the vortex centre. For a fixed ξ_π/ξ_σ , with increasing ρ_0 , gap-edge bound states are enhanced and more bound states can be created [Figs. 15(b) and 15(d)]. In the case of Fig. 15(d), there are two bound states close to the gap edge in the $r = 0$ spectrum. For nonzero r ,

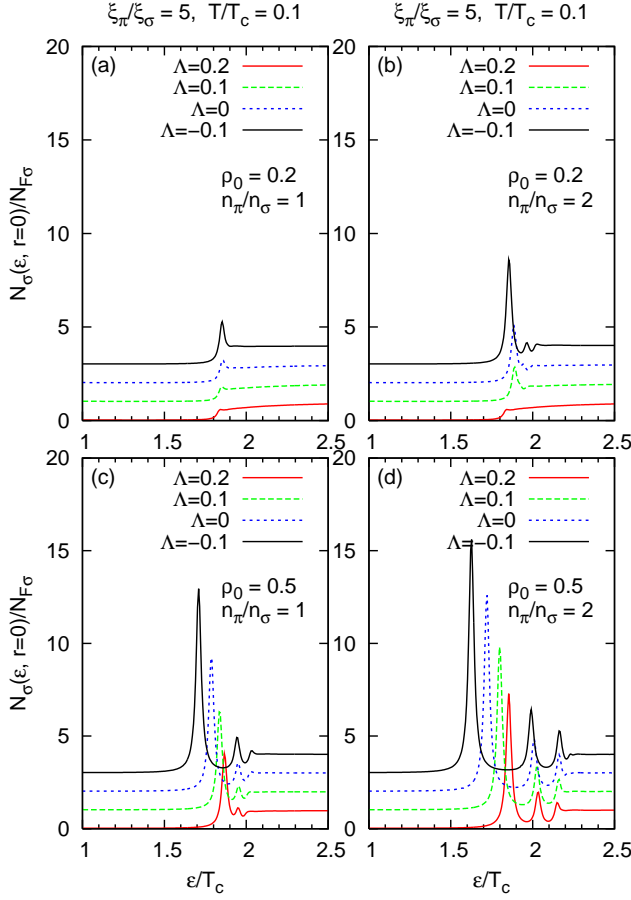


FIG. 16: (Color online) The total LDOS in the σ -band at the vortex centre, $N_\sigma(\epsilon, r=0)$, for energy ϵ close to the energy gap, for $\xi_\pi/\xi_\sigma = 5$ and $T/T_c = 0.1$ for different values of Λ ; for $\rho_0 = 0.2$ (a,b) and 0.5 (c,d) and for $n_\pi/n_\sigma = 1$ (a,c) and 2 (b,d). Bound states exist near the gap edge for Λ smaller than a certain value.

all bound states broaden into bands due to dispersion of the bound states with momentum direction, exhibiting the typical $1/\sqrt{\epsilon}$ -like behaviour at the band edges. This can be seen clearly in Fig. 14 for the main bound state crossing zero energy at $r = 0$. The additional gap-edge bound states also show this behaviour, as can be seen, e.g., in Fig. 15(d) for the main gap-edge bound state at small r . For a fixed ρ_0 , (more) bound states can exist for larger ξ_π/ξ_σ [Figs. 15(c) and 15(d)]. In the case of Fig. 15(c), gap-edge bound states exist at large r , but not in the core region. However, in this case a coherence peak can be observed at the gap edge at small r .

2. Gap-edge bound states

We now study the detailed development of bound states near the gap edge in the σ band in terms of the spectrum at the vortex centre. We start with the sensitivity of the gap-edge bound state spectrum to Λ and

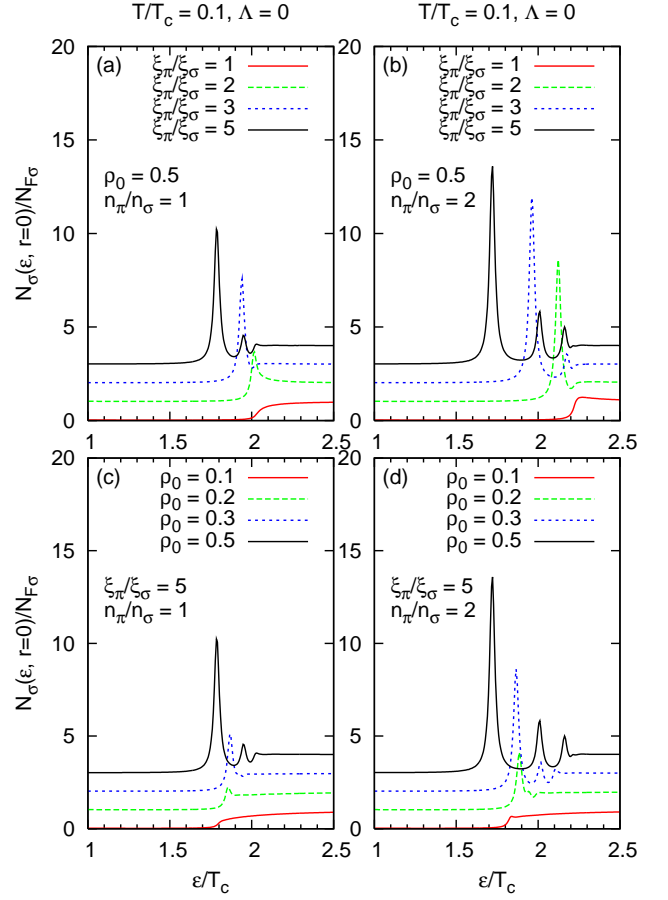


FIG. 17: (Color online) Same as Fig. 16, but for fixed $\Lambda = 0$, and for (a) various values of ξ_π/ξ_σ for $\rho_0 = 0.5$ and (b) different values of ρ_0 for $\xi_\pi/\xi_\sigma = 5$. Gap-edge bound states develop as ρ_0 or ξ_π/ξ_σ is increased.

to n_π/n_σ . In Fig. 16 we show the σ -band total LDOS $N_\sigma(\epsilon, r=0)$ for energy ϵ close to the energy gap at temperature $T = 0.1T_c$. To emphasize the changes we show here examples for a relatively large coherence length ratio $\xi_\pi/\xi_\sigma = 5$. The panels (a)-(d) correspond to various fixed parameter combinations, and the curves in each panel are for different values of Λ . We show results for $\rho_0 = 0.2$ (a,b) and 0.5 (c,d), and for $n_\pi/n_\sigma = 1$ (a,c) and 2 (b,d). The Coulomb interaction in the π band also affects the gap-edge bound states. It can be seen in Fig. 16(a) that, for the given set of parameters, gap-edge bound states exist for $\Lambda = -0.1$, but not for $\Lambda = 0.2$. An increase in n_π/n_σ results in an increase in the energy gap, and (more) gap-edge bound states due to widening of the core area [Fig. 16(b)]. Increasing ρ_0 has similar effects. It can be seen in Figs. 16(c,d) that the lowest branch shifts considerably to lower energy, while the energy gap becomes larger, as Λ is reduced.

Next we discuss the dependence on the coherence length ratio ξ_π/ξ_σ and on the zero temperature gap ratio ρ_0 . There is a threshold for both parameters, above

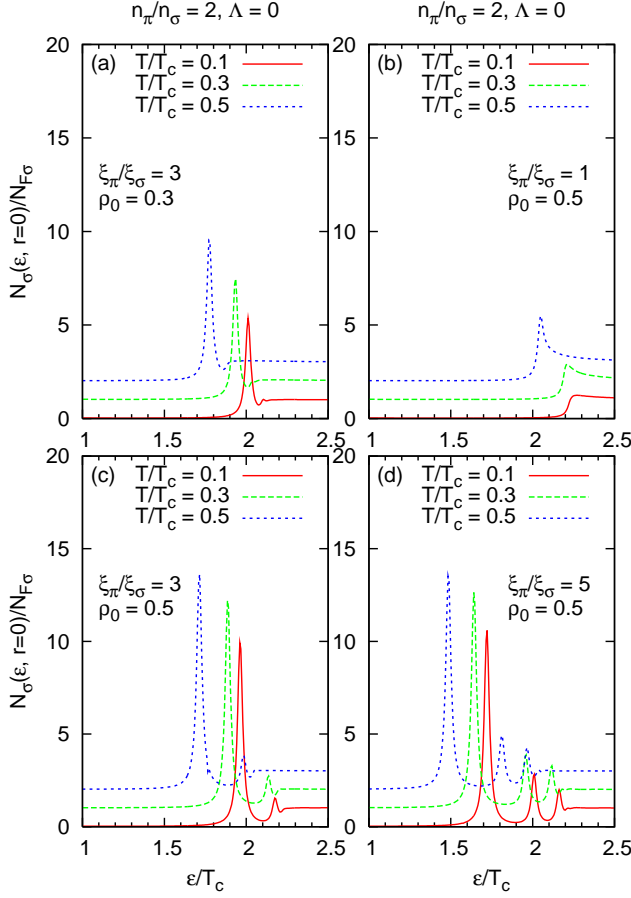


FIG. 18: (Color online) Same as Fig. 16, but for $n_\pi/n_\sigma = 2$ and $\Lambda = 0$, for four sets of other parameters (see text) and various temperatures. The energy gap is reduced significantly as temperature increases and the energies of the gap-edge bound states are shifted together with the energy gap.

which gap-edge bound states appear. We illustrate this in Fig. 17 for $T/T_c = 0.1$ and $\Lambda = 0$. In Figs. 17(a,b) ξ_π/ξ_σ is changed for fixed $\rho_0 = 0.5$. Results are for (a) $n_\pi/n_\sigma = 1$ and 2 (b). For this gap ratio, gap-edge bound states exist for $\xi_\pi/\xi_\sigma > 1$ for both ratios of the density of states shown. As ξ_π/ξ_σ increases, the energy gap changes only slightly. On the other hand, the lowest bound-state energies are reduced substantially and more branches appear. This effect is enhanced for larger n_π/n_σ . For $\xi_\pi/\xi_\sigma = 5$ and $\rho_0 = 0.5$, there are three branches for $n_\pi/n_\sigma = 2$. Figures 17(c,d) show the LDOS for various values of ρ_0 for fixed $\xi_\pi/\xi_\sigma = 5$ for (c) $n_\pi/n_\sigma = 1$ and 2 (d). For this parameter set, for $\rho_0 = 0.1$ there is no gap-edge bound state for $n_\pi/n_\sigma \leq 2$. As ρ_0 increases, the energy gap is enhanced and more branches appear at the gap edge, and this effect is more significant for larger n_π/n_σ .

Increasing temperature T also enhances the features of gap-edge bound states. Figure 18 shows the LDOS for $n_\pi/n_\sigma = 2$ and $\Lambda = 0$ for various T . In (a) and (c) we compare for $\xi_\pi/\xi_\sigma = 3$ the cases $\rho_0 = 0.3$ and $\rho_0 = 0.5$,

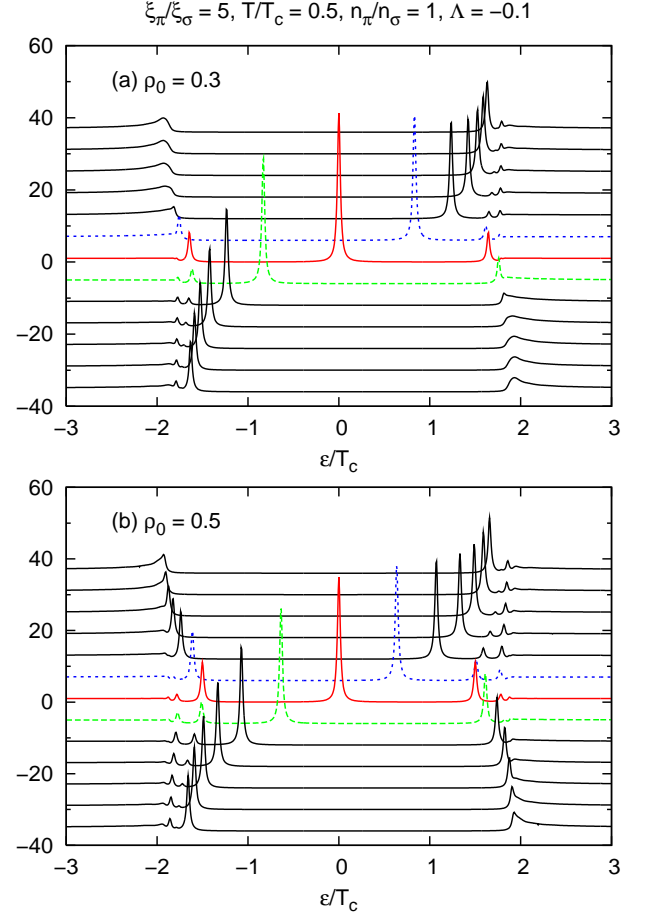


FIG. 19: (Color online) The angle-resolved LDOS $N_\sigma(\epsilon, p_y = 0, y)$ as a function of energy ϵ , for quasiparticles moving in the x direction at various positions along the y axis (from $y = -18\xi_\sigma$ to $y = 18\xi_\sigma$ with an increment of $3\xi_\sigma$). The parameter values are $\xi_\pi/\xi_\sigma = 5$, $T/T_c = 0.5$, $n_\pi/n_\sigma = 1$, $\Lambda = -0.1$, with (a) $\rho_0 = 0.3$ and (b) $\rho_0 = 0.5$. An increase in ρ_0 results in more gap-edge bound states and enhancement of their dispersion.

and in (b) and (d) we fix $\rho_0 = 0.5$ and compare the cases $\xi_\pi/\xi_\sigma = 1$ and $\xi_\pi/\xi_\sigma = 5$. As T increases, bound states at the gap edge shift lower together with the energy gap and increase in strength. The change from $T/T_c = 0.1$ to 0.5 in Fig. 18 is substantial for $\rho_0 = 0.5$ and $\xi_\pi/\xi_\sigma = 5$. The results in Fig. 16-18 illustrate that the gap edge bound states are a robust feature of our model.

3. Angle-resolved LDOS

The bound-state spectrum can be discussed most clearly in terms of the angle-resolved LDOS spectra, obtained from Eq. (9). In Fig. 19, the angle-resolved LDOS $N_\sigma(\epsilon, p_y = 0, y)$ for quasiparticles moving with impact parameter y in the p_x direction is shown as a function of ϵ at various positions y ($x = 0$). The two panels are for

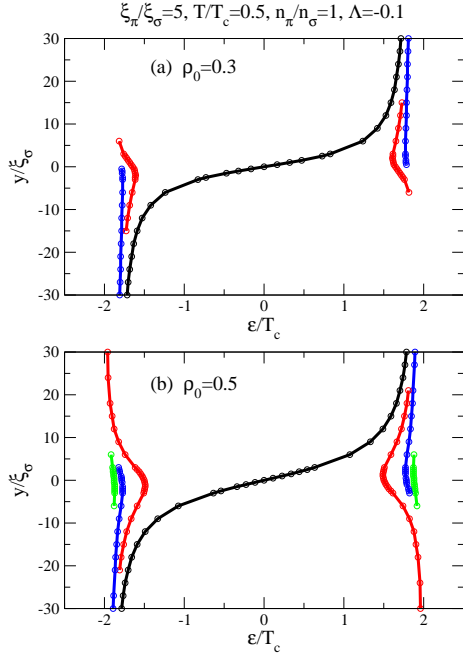


FIG. 20: (Color online) The energy of the bound states as a function of y obtained from Fig. 19. There are two branches of gap-edge bound states for $\rho_0 = 0.3$. For $\rho_0 = 0.5$ there is a third branch in the vortex core: the lowest branch is extended over large distances and its dispersion is enhanced considerably compared with the case for $\rho_0 = 0.3$.

(a) $\rho_0 = 0.3$ and (b) $\rho_0 = 0.5$. The position of the bound states as a function of impact parameter y is plotted in Fig. 20. The CdGM bound-state branch disperses with angular momentum, crossing the chemical potential in the vortex centre. In Fig. 19(a) additional bound states near the gap edge can be seen, which have only weak dispersion. A close inspection reveals that there are two branches; for $\epsilon > 0$, the lower branch for roughly $y > -6$ and the higher one for $y > 0$, and similarly for negative y for $\epsilon < 0$. The higher branch hardly disperses with y [see Fig. 20(a)]. As coupling with the π band becomes stronger, the energy gap increases. At the same time, the energies of the bound states are lowered (for relatively small angular momenta), and more bound states appear near the gap edge, due to enlargement of the core area [Fig. 19(b)] [see also Fig. 20(b)]. For $\rho_0 = 0.5$, there is a third bound-state branch at the gap edge for small $|y|$, and the lowest branch extends over large distances, with enhanced dispersion compared to that for $\rho_0 = 0.3$. For a fixed ρ_0 , increasing ξ_π/ξ_σ results in a larger core area and has similar effects as increasing ρ_0 .

D. Current density

For a clean single-band superconductor, supercurrents around a vortex are strongly coupled to the Andreev spectrum discussed in the preceding section, and are

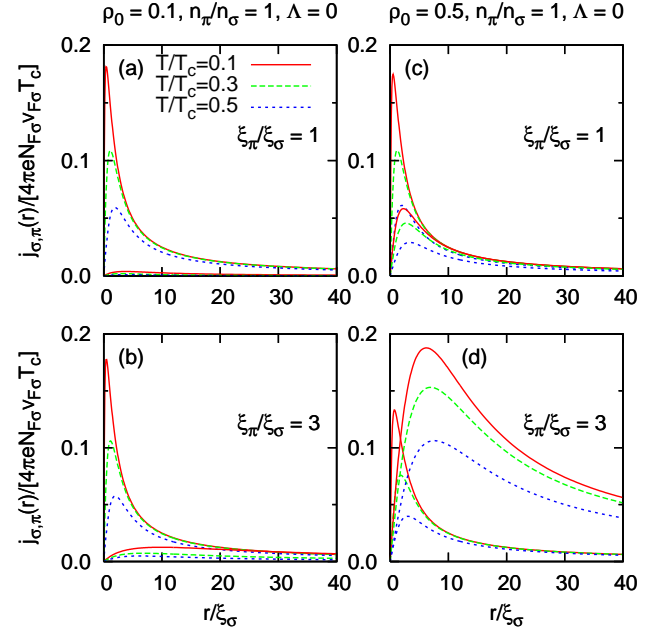


FIG. 21: (Color online) Magnitude of the supercurrent density in the two bands, j_π and j_σ , as a function of distance r from the vortex centre, for $n_\pi/n_\sigma = 1$ and $\Lambda = 0$, for various temperatures. In the left-hand panels, we have $\rho_0 = 0.1$, for (a) $\xi_\pi/\xi_\sigma = 1$ and (b) 3. The right-hand panels have $\rho_0 = 0.5$, for (c) $\xi_\pi/\xi_\sigma = 1$ and (d) 3. The π -band contribution can be substantial, or even dominating, and have strong temperature dependence far outside the vortex core for large enough ρ_0 and ξ_π/ξ_σ .

inside the core area carried mainly by these bound states.^{74,75} In the following we present results for the current density calculated with Eqs. (11) for our two-band model. In Fig. 21 we show contributions from the two bands to the current density around the vortex separately, for parameters $n_\pi/n_\sigma = 1$ and $\Lambda = 0$, and for various temperatures. In the left-hand panels, we have $\rho_0 = 0.1$, and (a) $\xi_\pi/\xi_\sigma = 1$ and (b) 3. For this weak coupling between the two bands, the current contribution from the π band is negligible for $\xi_\pi/\xi_\sigma = 1$. For $\xi_\pi/\xi_\sigma = 3$, though still small, at low temperature (i.e., $T/T_c = 0.1$) the π -band contribution in the bulk (outside the vortex core, but still well within the penetration depth distance from the core) is almost the same as that in the σ band. As $T \rightarrow 0$, the peak of j_σ approaches the vortex centre – this is the KP effect manifest in the supercurrent. The current density arising from the induced superconductivity in the π band is also enhanced by decreasing temperature, but the maximum does not approach the vortex centre [see Fig. 21(b)]. In Ref. 1, the same trend of the π -band current density as a function of temperature was presented for parameter values appropriate for MgB₂.

As ρ_0 increases, the π -band contribution to the current density becomes considerable. In the right-hand panels of Fig. 21, the current density contributions are plotted

for $\rho_0 = 0.5$, for (c) $\xi_\pi/\xi_\sigma = 1$ and (d) 3. Interestingly, as the coupling between the two bands is increased, the π band starts exhibiting the KP effect in the current density. The maximum shifts towards the vortex centre as temperature is decreased, although the ‘core size’ as defined by the position of the current maximum remains larger than that in the σ band [see Figs. 21(c) and (d)].

As can be seen in Fig. 21(d), for relatively large ρ_0 and $\xi_\pi/\xi_\sigma(> 1)$, the π -band contribution to the current density becomes substantial. Especially away from the vortex core, where the contribution of the σ band is reduced, the π -band contribution can be dominant. Another important observation is that the current density in the π band has strong temperature dependence also far outside the core. On the contrary, the σ -band current density is temperature-dependent only in the core area. Far away from the vortex core, we can use in Eq. (11) the analytical solutions to the Eilenberger and Usadel equations for a quasihomogeneous system, with constant magnitude and constant phase gradient of the order parameters. We thus obtain the current-density magnitudes for a large distance r from the vortex centre (but small compared to the London penetration depth) as

$$j_\sigma(r) \approx eN_{F\sigma}v_{F\sigma}^2\frac{1}{2r}, \quad (35)$$

$$j_\pi(r) \approx eN_{F\pi}\pi D|\Delta_\pi|\frac{1}{r}. \quad (36)$$

Clearly, the temperature dependence of j_π is dominated by that of $|\Delta_\pi|$. This bulk behaviour of the current density in the two bands also explains the dominance of the π -band contribution in the bulk for relatively large ρ_0 and ξ_π/ξ_σ . For large r , the current-density ratio approaches

$$\lim_{r \gg \xi_{\pi,\sigma}} \frac{j_\pi(r)}{j_\sigma(r)} = \frac{N_{F\pi}2\pi D|\Delta_\pi|}{N_{F\sigma}v_{F\sigma}^2} = \frac{n_\pi}{n_\sigma} \frac{|\Delta_\pi|}{T_c} \left(\frac{\xi_\pi}{\xi_\sigma}\right)^2. \quad (37)$$

Thus the π -band contribution to the current density dominates when $(\xi_\pi/\xi_\sigma)^2 > (n_\sigma/n_\pi)(|\Delta_\pi|/T_c)^{-1}$. This is relevant for MgB₂, for which this condition roughly reads as $\xi_\pi/\xi_\sigma > 1$.

V. CONCLUSIONS

In conclusion, we have studied a model recently introduced by us¹ for describing a multiband superconductor with a ballistic and a diffusive band in terms of coupled Eilenberger and Usadel equations. Both equations were solved directly and numerically until self-consistency of the order parameters was achieved. We have studied the effects of induced superconductivity and impurities in the weak diffusive (π) band on the order parameter, the current density, and the spectral properties of the strong ballistic (σ) band. A unique feature found in our model is the existence of additional bound states at the gap edge in the ballistic band, which are absent when there is no coupling with the diffusive band.

Although the two bands are coupled by the pairing interaction, the order parameters in the two bands can have very different length scales. When the Coulomb interaction dominates in the π band, the order parameter in the σ band has a longer recovery length than that in the π band. In this case, the π band exhibits the Kramer-Pesch effect with a ‘core size’ [defined by Eq. (34)] smaller than that in the σ band. Furthermore, when coupled to the diffusive band, the order parameter in the ballistic σ band is suppressed by temperature more strongly than in the single-band case.

The zero-bias LDOS in the two bands can have very different decay lengths, the one in the π band being larger than that in the σ band. As the induced superconductivity in the π band becomes stronger, the core area widens in the σ band and (more) gap-edge bound states appear. Moreover, an increase in the Fermi-surface density of states in the π band results in an increase in the energy gap and the number of gap-edge bound states in the σ band. Increasing the Coulomb repulsion in the π band and temperature also enlarges the core area in the σ band, which results in additional bound states at the gap edge. The gap-edge bound states have only weak dispersion. It is thus expected that these bound states are affected only weakly by impurity scattering within the σ band.⁷⁶ Results incorporating impurities in the strong σ band confirm this statement and will be presented in a future paper.⁷⁷

The supercurrent density is dominated in the vortex core by the σ -band contribution, and outside the core the π -band contribution can be substantial, or even dominating over the σ -band current density. The current density in the σ band shows the Kramer-Pesch effect in the core area. On the other hand, the π band current density has strong temperature dependence also outside the core. It exhibits the Kramer-Pesch effect when the coupling between the two bands is relatively strong. Stronger Coulomb repulsion in the π band enhances the current density in the π band, while it has little effect on the σ -band current density.

Our model is suitable for describing MgB₂. For parameter values appropriate for MgB₂, we have found the above intriguing features in the LDOS and the current density, including additional bound states near the gap edge in the σ band. The gap-edge bound states should be affected only weakly by the strong electron-phonon interaction, as the energy of relevant phonons is much higher (above 60-70 meV) (Refs. 18,78,79). Our predictions on the spectral properties of the σ band can be tested by tunneling electrons onto the *ab* plane.^{8,80}

VI. ACKNOWLEDGEMENTS

Two of the authors (K.T. and M.E.) would like to thank Morten R. Eskildsen, Boldizsár Jankó, Juha Kopu, and Gerd Schön for valuable discussions and contributions. Two of the authors (K.T. and D.F.A.) are grateful

to G. W. Crabtree and W. K. Kwok for hospitality at the Argonne National Laboratory, where a part of this work was performed, and to M. Iavarone, W. K. Kwok, P. C. Moca, and H. Schmidt for discussions. The research was supported by the NSERC of Canada, the Canada

Foundation for Innovation, the Deutsche Forschungsgemeinschaft within the CFN, the U.S. DOE, Basic Energy Sciences (Contract No. W-7405-ENG-36), the NSF (Grant No. DMR-0381665), and the American Chemical Society Petroleum Research Fund.

-
- ¹ K. Tanaka, D. F. Agterberg, J. Kopu, and M. Eschrig, *Phys. Rev. B* **73**, 220501(R) (2006).
 - ² H. Suhl, B. T. Matthias, and L. R. Walker, *Phys. Rev. Lett.* **3**, 552 (1959).
 - ³ J. Nagamatsu *et al.*, *Nature (London)* **410**, 63 (2001) (full authors)
 - ⁴ S. V. Shulga, S.-L. Drechsler, H. Eschrig, H. Rosner, W. E. Pickett, arXiv:cond-mat/0103154 (unpublished).
 - ⁵ A. Y. Liu, I. I. Mazin, J. Kortus, *Phys. Rev. Lett.* **87**, 087005 (2001).
 - ⁶ F. Bouquet, Y. Wang, R. A. Fisher, D. G. Hinks, J. D. Jorgensen, *Europhys. Lett.* **56**, 856 (2001).
 - ⁷ H. Schmidt, J. F. Zasadzinski, K. E. Gray, D. G. Hinks, *Phys. Rev. Lett.* **88**, 127002 (2002).
 - ⁸ M. Iavarone, G. Karapetrov, A. E. Koshelev, W. K. Kwok, G. W. Crabtree, D. G. Hinks, W. N. Kang, E.-M. Choi, H. J. Kim, H.-J. Kim, and S. I. Lee, *Phys. Rev. Lett.* **89**, 187002 (2002).
 - ⁹ A. A. Golubov, J. Kortus, O. V. Dolgov, O. Jensen, Y. Kong, O. K. Andersen, B. J. Gibson, K. Ahn and R. K. Kremer, *J. Phys.: Condens. Matter* **14**, 1353 (2002).
 - ¹⁰ H. J. Choi, D. Roundy, H. Sun, M. L. Cohen, S. G. Louie, *Phys. Rev. B* **66**, 020513(R) (2002); *Nature (London)* **418**, 758 (2002).
 - ¹¹ I. I. Mazin, O. K. Andersen, O. Jepsen, A. A. Golubov, O. V. Dolgov, J. Kortus, *Phys. Rev. B* **69**, 056501 (2004).
 - ¹² *Physica C* **385**(1-2) (2003), special issue on MgB₂, edited by W. Kwok, G. W. Crabtree, S. L. Bud'ko, and P. C. Canfield.
 - ¹³ T. Dahm, in *Frontiers in Superconducting Materials*, edited by A.V. Narlikar (Springer, New York) (2005).
 - ¹⁴ P. Szabó, P. Samuely, J. Kacmarcik, T. Klein, J. Marcus, D. Fruchart, S. Miraglia, C. Marcenat, A. G. M. Jansen, *Phys. Rev. Lett.* **87**, 137005 (2001).
 - ¹⁵ R. S. Gonnelli, D. Daghero, G. A. Ummarino, V. A. Stepanov, J. Jun, S. M. Kazakov, J. Karpinski, *Phys. Rev. Lett.* **89**, 247004 (2002).
 - ¹⁶ Z. Hol'ánová, P. Szabó, P. Samuely, R. H. T. Wilke, S. L. Bud'ko, and P. C. Canfield, *Phys. Rev. B* **70**, 064520 (2004).
 - ¹⁷ M. R. Eskildsen, M. Kugler, S. Tanaka, J. Jun, S. M. Kazakov, J. Karpinski, Ø. Fischer, *Phys. Rev. Lett.* **89**, 187003 (2002); M. R. Eskildsen, N. Jenkins, G. Levy, M. Kugler, Ø. Fischer, J. Jun, S. M. Kazakov, and J. Karpinski, *Phys. Rev. B* **68**, 100508(R) (2003).
 - ¹⁸ J. Geerk, R. Schneider, G. Linker, A. G. Zaitsev, R. Heid, K.-P. Bohnen, and H. v. Löhneysen, *Phys. Rev. Lett.* **94**, 227005 (2005).
 - ¹⁹ F. Giubileo, F. Bobba, A. Scarfato, A. M. Cucolo, A. Kohen, D. Roditchev, N. Zhigadlo, J. Karpinski, arXiv:cond-mat/0604354 (unpublished).
 - ²⁰ I.-M. Tang, *Phys. Rev. B* **2**, 129 (1970).
 - ²¹ A. A. Golubov and I. I. Mazin, *Phys. Rev. B* **55**, 15146 (1997).
 - ²² I. I. Mazin, O. K. Andersen, O. Jepsen, O. V. Dolgov, J. Kortus, A. A. Golubov, A.B. Kuz'menko, and D. van der Marel, *Phys. Rev. Lett.* **89**, 107002 (2002).
 - ²³ S. C. Erwin, I. I. Mazin, *Phys. Rev. B* **68**, 132505 (2003).
 - ²⁴ M. Putti, V. Braccini, E. Galleani d'Agliano, F. Napoli, I. Pallecchi, A. S. Siri, P. Manfrinetti, A. Palenzona, *Phys. Rev. B* **67**, 064505 (2003).
 - ²⁵ M. Putti, V. Braccini, C. Ferdeghini, I. Pallecchi, A. S. Siri, F. Gatti, P. Manfrinetti, and A. Palenzona, *Phys. Rev. B* **70**, 052509 (2004).
 - ²⁶ M. Putti, C. Ferdeghini, M. Monni, I. Pallecchi, C. Taranini, P. Manfrinetti, A. Palenzona, D. Daghero, R. S. Gonnelli, and V. A. Stepanov, *Phys. Rev. B* **71**, 144505 (2005).
 - ²⁷ J. W. Quilty, S. Lee, S. Tajima, A. Yamanaka, *Phys. Rev. Lett.* **90**, 207006 (2003).
 - ²⁸ M. Ortolani, D. Di Castro, P. Postorino, I. Pallecchi, M. Monni, M. Putti, and P. Dore, *Phys. Rev. B* **71**, 172508 (2005).
 - ²⁹ A. Carrington, J. D. Fletcher, J. R. Cooper, O. J. Taylor, L. Balicas, N. D. Zhigadlo, S. M. Kazakov, J. Karpinski, J. P. H. Charmant, and J. Kortus, *Phys. Rev. B* **72**, 060507(R) (2005).
 - ³⁰ I. Pallecchi, V. Braccini, E. Galleani d'Agliano, M. Monni, A. S. Siri, P. Manfrinetti, A. Palenzona, and M. Putti, *Phys. Rev. B* **71**, 104519 (2005).
 - ³¹ P. Samuely, P. Szabó, Z. Hol'ánová, S. Bud'ko, P. C. Canfield, *Physica C* **435**, 71 (2006); P. Szabó, P. Samuely, Z. Hol'ánová, S. Bud'ko, P. C. Canfield, and J. Marcus, arXiv:cond-mat/0604342 (unpublished).
 - ³² Y. Wang, F. Bouquet, I. Sheikin, P. Toulemonde, B. Revaz, M. Eisterer, H. W. Weber, J. Hinderer, and A. Junod, *J. Phys.: Cond. Matt.* **15**, 883 (2003).
 - ³³ P. Samuely, Z. Hol'ánová, P. Szabó, J. Kacmarcik, R. A. Ribeiro, S. L. Bud'ko, and P. C. Canfield, *Phys. Rev. B* **68**, 020505(R) (2003).
 - ³⁴ H. Schmidt, K. E. Gray, D. G. Hinks, J. F. Zasadzinski, M. Avdeev, J. D. Jorgensen, and J. C. Burley, *Phys. Rev. B* **68**, 060508(R) (2003).
 - ³⁵ M. Putti, M. Affronte, P. Manfrinetti, and A. Palenzona, *Phys. Rev. B* **68**, 094514 (2003).
 - ³⁶ R. A. Ribeiro, S. L. Bud'ko, C. Petrovic, P. C. Canfield, *Physica C* **384**, 227 (2003).
 - ³⁷ M. Angst, S. L. Bud'ko, R. H. T. Wilke, and P. C. Canfield, *Phys. Rev. B* **71**, 144512 (2005).
 - ³⁸ S. Tsuda, T. Yokoya, T. Kiss, T. Shimojima, S. Shin, T. Togashi, S. Watanabe, C. Zhang, C. T. Chen, S. Lee, H. Uchiyama, S. Tajima, N. Nakai, and K. Machida, *Phys. Rev. B* **72**, 064527 (2005).
 - ³⁹ V. Braccini *et al.*, *Phys. Rev. B* **71**, 012504 (2005).
 - ⁴⁰ P. Samuely, P. Szabó, P. C. Canfield, S. L. Bud'ko, *Phys. Rev. Lett.* **95**, 099701 (2005).
 - ⁴¹ T. Klein, L. Lyard, J. Marcus, C. Marcenat, P. Szabó, Z. Hol'ánová, P. Samuely, B. W. Kang, H.-J. Kim, H.-S. Lee,

- H-K. Lee, and S-I. Lee, Phys. Rev. B **73**, 224528 (2006).
- ⁴² R. S. Gonnelli, D. Daghero, A. Calzolari, G. A. Ummarino, V. Dellarocca, V. A. Stepanov, S. M. Kazakov, N. Zhigadlo, and J. Karpinski, Phys. Rev. B **71**, 060503(R) (2005).
- ⁴³ J. Kortus, O. V. Dolgov, R. K. Kremer, and A. A. Golubov, Phys. Rev. Lett. **94**, 027002 (2005); *ibid.*, **95**, 099702 (2005).
- ⁴⁴ A. Kohen, T. Cren, Th. Proslier, Y. Noat, W. Sacks, D. Roditchev, F. Giubileo, F. Bobba, A. M. Cucolo, N. Zhigadlo, S. M. Kazakov, J. Karpinski, App. Phys. Lett. **86**, 212503 (2005).
- ⁴⁵ S. Serventi, G. Allodi, R. De Renzi, G. Guidi, L. Romanò, P. Manfrinetti, A. Palenzona, Ch. Niedermayer, A. Amato, Ch. Baines, Phys. Rev. Lett. **93**, 217003 (2004).
- ⁴⁶ N. Nakai, M. Ichioka, K. Machida, J. Phys. Soc. Japan **71**, 23 (2002).
- ⁴⁷ A. E. Koshelev, A. A. Golubov, Phys. Rev. Lett. **90**, 177002 (2003).
- ⁴⁸ C. Caroli, P. G. deGennes, and J. Matricon, Phys. Lett. **9**, 307 (1964).
- ⁴⁹ L. Kramer and W. Pesch, Z. Phys. **269**, 59 (1974).
- ⁵⁰ A. Gumann, S. Graser, T. Dahm, N. Schopohl, Phys. Rev. B **73**, 104506 (2006).
- ⁵¹ A. I. Larkin and Y. N. Ovchinnikov, Zh. Eksp. Teor. Fiz. **55**, 2262 (1968), [Sov. Phys. JETP **28**, 1200 (1969)].
- ⁵² G. Eilenberger, Z. Phys. **214**, 195 (1968).
- ⁵³ K. Usadel, Phys. Rev. Lett. **25**, 507 (1970).
- ⁵⁴ J. W. Serene and D. Rainer, Phys. Rep. **101**, 221 (1983).
- ⁵⁵ J. Rammer and H. Smith, Rev. Mod. Phys. **58**, 323 (1986).
- ⁵⁶ A. I. Larkin and Y. N. Ovchinnikov, in *Nonequilibrium Superconductivity*, edited by D. N. Langenberg and A. I. Larkin (Elsevier Science, New York, 1986), p. 493.
- ⁵⁷ M. Eschrig, J. A. Sauls, H. Burkhardt, and D. Rainer, in *High- T_c Superconductors and Related Materials - Material Science, Fundamental Properties, and Some Future Electronic Applications*, Proceedings of the NATO ASI, NATO Science Partnership-Sub-Series 3, vol. 86, edited by S.-L. Drechsler and T. Mishonov (Kluwer Academic, Norwell, MA, 2001, and Springer Netherlands, 2001), pp. 413-446.
- ⁵⁸ Y. Nagato, K. Nagai, and J. Hara, J. Low Temp. Phys. **93**, 33 (1993), S. Higashitani and K. Nagai, J. Phys. Soc. Jpn. **64**, 549 (1995), Y. Nagato, S. Higashitani, K. Yamada, and K. Nagai, J. Low Temp. Phys. **103**, 1 (1996).
- ⁵⁹ N. Schopohl and K. Maki, Phys. Rev. B **52**, 490 (1995); N. Schopohl, arXiv:cond-mat/9804064 (unpublished).
- ⁶⁰ M. Eschrig, J. A. Sauls, and D. Rainer, Phys. Rev. B **60**, 10447 (1999).
- ⁶¹ M. Eschrig, Phys. Rev. B **61**, 9061 (2000).
- ⁶² M. Eschrig, J. Kopu, A. Konstandin, J.C. Cuevas, M. Fogelström, and G. Schön, Adv. in Sol. State Phys. **44**, 533, Springer (2004).
- ⁶³ C.-Y. Moon, Y.-H. Kim, K. J. Chang, Phys. Rev. B **70**, 104522 (2004).
- ⁶⁴ A. Junod, Y. Wang, F. Bouquet, and P. Toulemonde, *Studies of High Temperature Superconductors*, edited by A. V. Narlikar (Nova Science, Commack, NY, 2002) Vol. **38**, p. 179.
- ⁶⁵ A. V. Sologubenko, J. Jun, S. M. Kazakov, J. Karpinski, and H. R. Ott, Phys. Rev. B **66**, 014504 (2002).
- ⁶⁶ E. J. Nicol and J. P. Carbotte, Phys. Rev. B **71**, 054501 (2005); E. J. Nicol, J. P. Carbotte, D. J. Scalapino, *ibid.* **73**, 014521 (2006).
- ⁶⁷ O. V. Dolgov, R. K. Kremer, J. Kortus, A. A. Golubov, S. V. Shulga, Phys. Rev. B **72**, 024504 (2005).
- ⁶⁸ A. Brinkman, A. A. Golubov, H. Rogalla, O. V. Dolgov, J. Kortus, Y. Kong, O. Jepsen, and O. K. Andersen, Phys. Rev. B **65**, 180517(R) (2002), Table 1. For the π band the quantity entering the diffusion constant is $v_{F\pi}^2 = \langle v^2 \rangle_{F\pi} \approx [(v_{F\pi}^c)^2 + (v_{F\pi}^{a-b})^2]/2$. For the σ band within our model the quantity $v_{F\sigma} = v_{F\sigma}^{a-b}$ is relevant.
- ⁶⁹ Y. Kato and N. Hayashi, J. Phys. Soc. Jpn **70**, 3368 (2001).
- ⁷⁰ M. Ichioka, N. Hayashi, N. Enomoto, and K. Machida, Phys. Rev. B **53**, 15316 (1996).
- ⁷¹ N. Hayashi, Y. Kato, and M. Sigrist, J. Low Temp. Phys. **139**, 79 (2005).
- ⁷² In the work of Ref. 47, the diffusion constant in the π band was assumed to be larger than that in the σ band, for the π band to have a longer decay length of the zero-bias LDOS. Experimentally it has been found that $D_\pi \ll D_\sigma$ in dirty samples (Refs. 39 and 73).
- ⁷³ A. Gurevich *et al.*, Supercond. Sci. Technol. **17**, 278 (2004).
- ⁷⁴ J. Bardeen, R. Kümmel, A. E. Jacobs, and L. Tewordt, Phys. Rev. **187**, 556 (1969).
- ⁷⁵ D. Rainer, J. A. Sauls, and D. Waxman, Phys. Rev. B **54**, 10094 (1996).
- ⁷⁶ M. Eschrig, D. Rainer, and J.A. Sauls, in *Vortices in Unconventional Superconductors and Superfluids*, edited by R.P. Huebener, N. Schopohl, and G.E. Volovik, Springer Series in Solid-State Sciences (Springer, New York, 2002), pp. 175-202.
- ⁷⁷ K. Tanaka and M. Eschrig (unpublished).
- ⁷⁸ Yu. G. Naidyuk, I. K. Yanson, O. E. Kvitnitskaya, S. Lee and S. Tajima, Phys. Rev. Lett. **90**, 197001 (2003).
- ⁷⁹ I. K. Yanson, S. I. Beloborod'ko, Yu. G. Naidyuk, O. V. Dolgov, A. A. Golubov, Phys. Rev. B **69**, 100501(R) (2004).
- ⁸⁰ M. Iavarone, R. Di Capua, A. E. Koshelev, W. K. Kwok, F. Chiarella, R. Vaglio, W. N. Kang, E. M. Choi, H. J. Kim, S. I. Lee, A. V. Pogrebnyakov, J. M. Redwing, X. X. Xi, Phys. Rev. B **71**, 214502 (2005).