

Flat bands and Wigner crystallization in the honeycomb optical lattice

Congjun Wu,¹ Doron Bergman,² Leon Balents,² and S. Das Sarma³

¹*Kavli Institute for Theoretical Physics, University of California, Santa Barbara, CA 93106*

²*Department of Physics, University of California, Santa Barbara, CA 93106*

³*Condensed Matter Theory Center, Department of Physics,
University of Maryland, College Park, MD 20742*

We study the ground states of cold atoms in the tight-binding bands built from p -orbitals on a two dimensional honeycomb optical lattice. The band structure includes two completely flat bands. Exact many-body ground states with on-site repulsion can be found at low particle densities, for both fermions and bosons. We find an incompressible ground state with density $n = \frac{1}{6}$, i.e. a plateau in $n(\mu)$ with this density for a finite range of chemical potential μ . This state exhibits crystalline order, with a $\sqrt{3} \times \sqrt{3}$ periodicity and a number of broken discrete lattice symmetries. In fermionic systems, if the repulsion is strong enough, we find the bonding strength becomes *dimerized* at $n = \frac{1}{2}$. Signatures of crystalline order can be detected through the noise correlations in time of flight experiments.

PACS numbers: 03.75.Ss, 03.75.Nt, 05.50.+q, 73.43.Nq

Optical lattices have opened up a new venue in which to study strongly correlated systems, with the possibility of precisely controlled interactions. For example, the superfluid–Mott insulator transition [1] for bosons has been observed experimentally. Many interesting states with novel magnetic and superfluid properties in optical lattices have also been proposed by using high-spin bosons and fermions [2]. In addition, optical lattices provide the opportunity for studying the effects of another important aspect of strongly correlated systems, orbital physics, which was originally investigated in transition metal oxides [3]. Orbital physics plays an important role in metal-insulator transitions, superconductivity, and colossal magneto-resistance.

Cold atom systems with orbital degrees of freedom exhibit new features which are not usually realized in solid state systems. Recently, the properties of the bosons in the first excited p -orbital bands have attracted a great deal of theoretical attention [4, 5, 6, 7, 8, 9], including predictions of a nematic superfluid state with the sub-extensive Z_2 symmetry in the square and cubic lattices [5], antiferromagnetic ordering of orbital angular momentum (OAM) [6, 7], a frustration induced striped phase of OAM in the triangular lattices [8], and a bond algebraic liquid phase [9]. Experimental progress has also been impressive. Pioneering experiments carried out by Browaeys *et al.* [10] and Köhl *et al.* [11] have demonstrated the population of higher orbital bands in both bosons and fermions. More recently, Fölling *et al.* has showed the existence of both the Mott-insulating and superfluid states of the p -band bosons [12].

In solid state systems, the 2D honeycomb lattice realized in graphene has generated tremendous interest as a realization of 2D Dirac fermions, and the observation of various phenomena in that context, including the quantum Hall effect [13]. In graphene, the active bands near the Fermi energy are “ π ” type, composed predominantly of the p_z orbitals directly normal to the graphene plane. The other two p -orbitals ($p_{x,y}$) lie in-plane, and exhibit

both orbital degeneracy and spatial anisotropy. However, in graphene the $p_{x,y}$ -bands hybridizes with the s -band and the resulting σ -bonding band is completely filled. In contrast, in optical lattices, $p_{x,y}$ bands are well separated from the s -band, and thus the hybridization is negligible. It is natural to expect new physics within the $p_{x,y}$ -bands in the honeycomb optical lattice. Another class of systems where $p_{x,y}$ -orbital physics is significant is the rare-earth tritellurides, which are square lattices. In those materials, a striped phase has been experimentally observed [14] and theoretically investigated [15].

In this article, we study $p_{x,y}$ -orbital physics in the 2D honeycomb lattice. Focusing on the dominant overlaps between orbitals oriented along the direction of a given nearest-neighbor bond, we find the lowest energy band is *completely* flat, exhibiting no dispersion over the entire Brillouin zone (BZ). The situation is somewhat analogous to that in the Quantum Hall Effect of electrons in the lowest Landau level of a 2D electron gas, or of atoms in a rapidly rotating harmonic trap. As in these cases, when the flat band is partially filled, the effects of interactions are entirely non-perturbative. Also as in these cases, for sufficient low densities (“filling factors”) the ground states are “Wigner” crystals (we slightly abuse this nomenclature to apply it generally to both bosons and fermions). In our case, we obtain the *exact* many-body plaquette Wigner crystal state at filling $\langle n \rangle = \frac{1}{6}$. For fermionic systems, we obtain additional crystalline ordered states at higher commensurate fillings within a mean-field approximation. The noise correlation in the time of flight image should reveal the lattice periodicity of these states. The presence of non-trivial insulating liquid states for $\langle n \rangle > \frac{1}{6}$ is a distinct and tantalizing possibility.

Let us first discuss the single-particle spectrum. The optical potential on each site is approximated by a 3D anisotropic harmonic well with frequencies $\omega_z \gg \omega_x = \omega_y = \omega_{xy}$, and thus the p_z orbital is well separated in energy from the $p_{x,y}$ orbitals. We assume that the lowest s -band is well-separated from these states and plays no role

(e.g. for fermions it may be fully filled and thus inert). Since the honeycomb lattice is bipartite, we denote by A and B its two sublattices. We define three unit vectors $\hat{e}_{1,2} = \pm \frac{\sqrt{3}}{2} \hat{e}_x + \frac{1}{2} \hat{e}_y$, $\hat{e}_3 = -\hat{e}_y$ pointing from each A site to its three B neighbors. Due to the highly anisotropic nature of the p -orbitals, the hopping terms can be classified into the “head to tail” type σ -bonding and the “shoulder by shoulder” type π -bonding. The former is usually much larger than the latter and will be neglected below. The projection of the p -orbitals along the three $\hat{e}_{i=1,2,3}$ directions are defined as $p_i \equiv (p_x \hat{e}_x + p_y \hat{e}_y) \cdot \hat{e}_i$ and only two of them are linearly independent. The kinetic energy part reads

$$H_0 = t_{\parallel} \sum_{\vec{r} \in A, i=1,2,3} \left\{ p_{i,\vec{r}}^\dagger p_{i,\vec{r}+a\hat{e}_i} + h.c. \right\} - \mu \sum_{\vec{r} \in A \oplus B} n_{\vec{r}}, \quad (1)$$

where a is the nearest neighbor distance, and $n_{\vec{r}} = n_{\vec{r},x} + n_{\vec{r},y}$ is the total number of particle in both x and y orbitals at the site \vec{r} . We note that t_{\parallel} is positive due to the odd parity of the p -orbitals and we shall set it to 1 in what follows.

The band structure of Eq. 1 contains both flat bands and Dirac cones. Each unit cell consists of two sites, each of which contains two orbitals $p_{x,y}$, resulting in four bands. The BZ takes the shape of a regular hexagon with edge length $4\pi/(3\sqrt{3}a)$. If we perform the transformation $p_{i,\vec{r}} \rightarrow -p_{i,\vec{r}}$ for \vec{r} on one sublattice but not the other, t_{\parallel} will flip sign. We conclude that the dispersion of these four bands must be symmetric with respect to the zero energy. The band structure find consists of $E_{1,4}(\vec{k}) = \mp \frac{3}{2}$, $E_{2,3}(\vec{k}) = \mp \frac{1}{2} \sqrt{3 + 2 \sum_i \cos \vec{k} \cdot \vec{b}_i}$ where $\vec{b}_1 = a(\hat{e}_2 - \hat{e}_3)$, $\vec{b}_2 = a(\hat{e}_3 - \hat{e}_1)$ and $\vec{b}_3 = a(\hat{e}_1 - \hat{e}_2)$. Without losing any information, we show only the two lowest bands $E_{1,2}$ in Fig. 1. These two bands touch at the Brillouin zone center ($\vec{k} = (0,0)$). The bottom and top bands turn out to be completely flat. The two middle bands are dispersive with a width determined by t_{\parallel} . The two dispersive bands are the same as the two bands in graphene with two non-equivalent Dirac points located at $\vec{K}_{1,2} = (\pm \frac{4\pi}{3\sqrt{3}a}, 0)$. We will not repeat the extensively studied Dirac cone physics here, but rather focus on the new features brought by the flat bands instead.

The degeneracy of all momentum eigenstates in the flat bands allows us to take any superposition of these states, and in particular, to construct eigenstates that are somewhat *localized* in space. Specifically, the Wannier-like states depicted in Fig. 2 A are the most local eigenstate we can construct. For each hexagon plaquette \vec{R} , the eigenstate reads

$$|\psi_{\vec{R}}\rangle = \sum_j (-)^{j-1} \left\{ \cos \theta_j |p_{x,j}\rangle - \sin \theta_j |p_{y,j}\rangle \right\} \quad (2)$$

where $\theta_j = (j-1)\frac{\pi}{3}$. The orbital configuration on each site is along the direction tangential to the plaquette. The orbital orientation perpendicular to the links external to the hexagonal loop, together with destructive

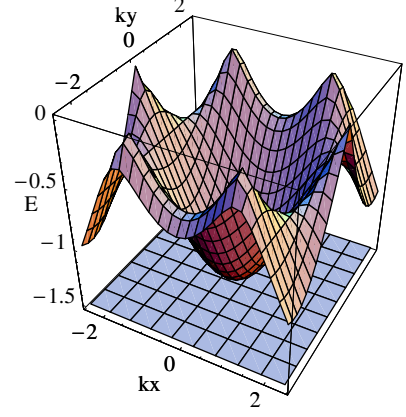


FIG. 1: Dispersion of the two-lowest $p_{x,y}$ -orbital bands $E_{1,2}$ in the honeycomb lattices units of t_{\parallel} . The band E_1 is completely flat, while E_2 exhibits Dirac points at $K_{1,2} = (\pm \frac{4\pi}{3\sqrt{3}a}, 0)$. The other two bands are by particle-hole symmetry $-E_{1,2}$ (symmetric with respect to $E = 0$).

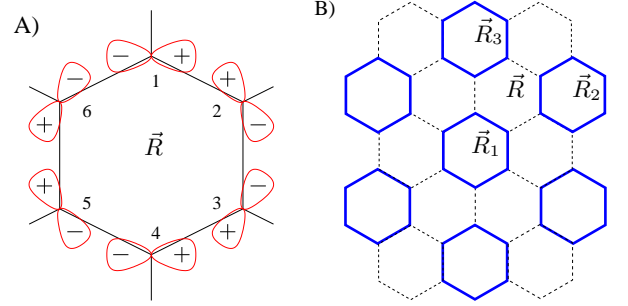


FIG. 2: A) The Wannier-like localized eigenstate for the lowest band. The orbital configuration at each site is oriented along a direction tangential to the closed loop on which the particle is delocalized. B) The configuration of the close-packed Wigner-crystal state for both bosons and fermions at $n = 1/6$. Each thickened plaquette has the same configuration as in A).

interference of hopping amplitudes, are what prevents the particle from “leaking” off of the plaquette. For neighboring plaquettes \vec{R} and \vec{R}' , $|\psi_{\vec{R}}\rangle$ and $|\psi_{\vec{R}'}\rangle$ are not orthogonal, with an overlap of $\langle \psi_{\vec{R}} | \psi_{\vec{R}'} \rangle = -1/4$. Nevertheless, the localized states $|\psi_{\vec{R}}\rangle$ are all linearly-independent apart from one constraint $\sum_{\vec{R}} |\psi_{\vec{R}}\rangle = 0$ under periodic boundary conditions. The Bloch wave states with momentum $\vec{k} \neq 0$ are constructed as $|\psi_{\vec{k}}\rangle_1 = \frac{1}{\sqrt{N_k}} \sum_{\vec{k}} e^{i\vec{k} \cdot \vec{R}} |\psi_{\vec{R}}\rangle$, with the normalization factor $N_k = \frac{8}{3}(3 - \sum_i \cos \vec{k} \cdot \vec{b}_i)$. The doubly degenerate eigenstate at $\vec{k} = 0$ can not be constructed from the above plaquette states. They are $|\psi_{\vec{k}=0}\rangle_{1,2} = \sum_{\vec{r} \in A} |p_{x(y),\vec{r}}\rangle - \sum_{\vec{r} \in B} |p_{x(y),\vec{r}}\rangle$.

Let us now turn to interactions, for which we assume

the on-site Hubbard repulsion

$$H_{int} = U \sum_{\vec{r} \in A \oplus B} n_{\vec{r},x} n_{\vec{r},y}. \quad (3)$$

For spinless fermions, due to the absence of a contact interaction, this requires an inter-particle potential with range comparable to the characteristic length of the $p_{x,y}$ orbitals, $l_{x,y} = \sqrt{\hbar/m\omega_{x,y}}$, which is typically one order smaller than a . For this purpose, one may use the ^{53}Cr atom which has a large magnetic moment of $6\mu_B$ (Bohr magneton), and polarize the spin perpendicular to the xy -plane with an external magnetic field. Assuming strong confinement in the z -axis $l_z \ll l_{x,y}$, the vector linking two atoms in p_x and p_y orbits almost lies in the plane, thus the interaction between magnetic dipoles is repulsive. Due to the large magnetic dipole moments, we estimate that U can reach the order of the recoil energy which is already comparable or even larger than t_{\parallel} . Eq. 1 and Eq. 3 have particle-hole symmetry at $\mu = U/2$. The on-site interaction for p -band bosons are given in Ref. [6, 8].

As discussed above, the interactions are non-perturbative when the flat band is partially filled. At sufficiently low density, $n \leq 1/6$, particles localize in different plaquette states without overlapping each other to avoid the repulsive interaction. Such states are minimal energy eigenstates of both the kinetic and interaction terms, and are therefore *exact* many-body ground states. The most dense (close packed) non-overlapping plaquette configuration has filling $n = 1/6$, and is arranged as depicted in Fig. 2 B. This $\sqrt{3} \times \sqrt{3}$ state breaks the lattice translation symmetry and is three-fold degenerate. At zero temperature, the particle density *jumps* from 0 to $1/6$ as the chemical potential is increased through $\mu = -3/2$. In this sense it appears as a first order transition, but it is an unconventional and delicate one: precisely at the critical chemical potential, any non-overlapping hexagon arrangement with density $0 < n \leq 1/6$ is a degenerate ground state. Thus the transition itself is expected to be exceedingly sensitive to additional perturbations of the Hamiltonian, such as π -hopping terms.

Similar flat band behavior has been studied in the magnon spectra of a number of frustrated magnets (e.g., kagome in 2D, pyrochlore in 3D) in a large magnetic field [16, 17] near full polarization of the magnet. The degenerate states for the kagome antiferromagnet are in exact one to one correspondence to those of our model. Thus the two models have identical thermodynamics (if fluctuations are restricted to these states, as appropriate for $k_B T \ll t_{\parallel}, U$). This is described by the classical hard hexagon model[16], which exhibits a second order thermal phase transition in the 3-state Potts model universality class, breaking translational symmetry, when the fugacity of the hexagon $z_c = (11 + \sqrt{5})/2$.

When the filling $n > 1/6$, exact solutions are no longer available for the interacting Hamiltonian. For simplicity, in this regime we shall only discuss the case of spinless

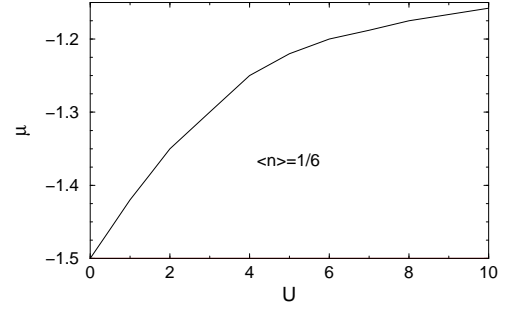


FIG. 3: The phase boundary of the incompressible plaquette Wigner crystal state of spinless fermions at $\langle n \rangle = \frac{1}{6}$.

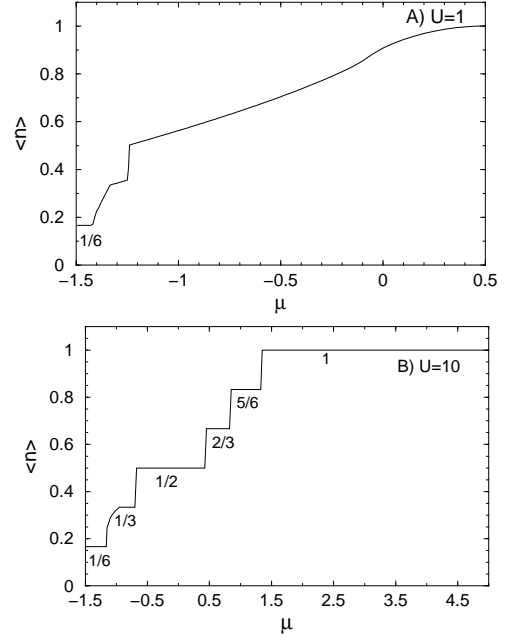


FIG. 4: The filling $\langle n \rangle$ vs. the chemical potential μ for spinless fermions for weak A) and strong B) interactions. Due to particle-hole symmetry, only the part with μ from the band bottom $-\frac{3}{2}t_{\parallel}$ to $U/2$ is shown. Only one plateau appears in A) at $n = \frac{1}{6}$, while a series of plateaus appear in B) at $n = 1/6, 1/3, 1/2, 2/3, 5/6, 1$.

fermions, within a mean field treatment. The limitations of this approximation are briefly discussed at the end of the paper. Assuming $U > 0$, we decouple Eq. 3 in both the direct and exchange channels as

$$H_{mf,int} = \frac{U}{2} \sum_{\vec{r} \in A \oplus B} \left\{ n_{\vec{r},x} [\langle n_{\vec{r}} \rangle - \langle n_{3,\vec{r}} \rangle] + n_{\vec{r},y} [\langle n_{\vec{r}} \rangle + \langle n_{3,\vec{r}} \rangle] - p_{\vec{r},x}^\dagger p_{\vec{r},y} [\langle n_{1,\vec{r}} \rangle - i \langle n_{2,\vec{r}} \rangle] - h.c. \right\}. \quad (4)$$

Here $n_{1,2,3}$ are the pseudo-spin operators defined as

$$\begin{aligned} n_3 &= \frac{1}{2}(p_{\vec{r}x}^\dagger p_{\vec{r}x} - p_{\vec{r}y}^\dagger p_{\vec{r}y}), \quad n_1 = \frac{1}{2}(p_{\vec{r}x}^\dagger p_{\vec{r}y} + h.c.), \\ n_2 &= \frac{1}{2i}(p_{\vec{r}x}^\dagger p_{\vec{r}y} - h.c.). \end{aligned} \quad (5)$$

The $n_{\vec{r},1}, n_{\vec{r},3}$ operators are time-reversal invariant, and describe the preferential occupation of a “dumbbell-shaped” real p -orbital oriented along an arbitrary planar axis at site \vec{r} ; $n_{\vec{r},2}$ is the orbital angular momentum, and is time-reversal odd. At the mean field level $\langle n_{\vec{r},2} \rangle$ is zero. In order to obtain the plaquette order in Fig. 2, we take the six sites around a plaquette as one enlarged unit cell in the mean field calculation.

The numerically determined phase boundary between the $1/6$ state and a compressible phase at higher density is shown in Fig. 3. The charge gap grows roughly linearly with U in the weak interaction regime, and saturates at a value comparable to t_{\parallel} in the strong interaction regime. This can be understood as follows: in the weak interaction case, we choose a plaquette \vec{R} which is adjacent to three occupied plaquettes $\vec{R}_{1,2,3}$ as depicted in Fig. 2. B, and put an extra particle in it. The trial ground state is $|\psi'\rangle = \psi^\dagger(\vec{R})|\Omega\rangle$ where $|\Omega\rangle$ is the closest packed state. The cost of the repulsion is $\frac{U}{6}$. In the strong coupling case, we put the particle into an excited state of the occupied plaquette \vec{R}_1 while fixing the orbital configuration on each site. Because fermions are spinless, the cost of energy comes from the kinetic part with the value of $\frac{3}{4}t_{\parallel}$. Thus the charge gap $\Delta < \min(\frac{1}{6}U, \frac{3}{4}t_{\parallel})$ which agrees with the numeric result.

The curves of the filling n vs. the chemical potential μ in both the weak and strong coupling regimes are depicted in Fig. 4. In both cases, the plaquette Wigner state appears as a plateau with $\langle n \rangle = \frac{1}{6}$. In the weak coupling regime ($U/t_{\parallel} = 1$), as μ passes the charge gap, $\langle n \rangle$ increases quickly corresponding to filling up other states in the flat band. Due to the background crystal ordering, those states are no longer degenerate, but develop weak dispersion. A significant reduction in density of states (DOS) occurs at the approximately commensurate filling of $\langle n \rangle \approx \frac{1}{3}$, but it is not a strict plateau. At $\langle n \rangle > 1/2$, after the flat band is completely filled, the interaction effects are no longer important. The particles then begin to fill the lower dispersive band, that is perturbed by the weak interactions. Near half-filling, the DOS vanishes where the physics is dominated by the Dirac cones.

The physics changes dramatically in the strong coupling regime. We looked specifically at ($U/t = 10$), where we found a series of plateaus appear at commensurate fillings $\langle n \rangle = \frac{1}{6}, \frac{1}{3}, \frac{1}{2}, \frac{2}{3}, \frac{5}{6}$ and 1. The large charge gap at $\langle n \rangle = 1$ is of the order of U which is the same order as in the s -band Hubbard model. The other plateaus with $\langle n \rangle < 1$ are the novel features the p -orbital model presents. In addition to the plaquette bond order at $\langle n \rangle = \frac{1}{6}$ discussed above, rich structures including dimer and trimer bond orders appear at other plateaus with $\langle n \rangle < 1$. We will present these patterns in detail in a

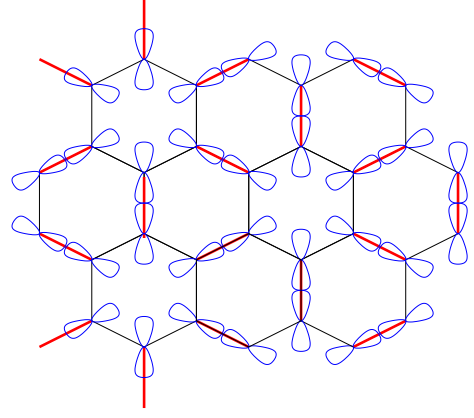


FIG. 5: The dimerized state of spinless fermions with filling $\langle n \rangle = \frac{1}{2}$. Each thickened (red) bond corresponds a dimer containing one particle.

future publication. In the present discussion, a dimer refers to a superposition of the two states of a pair of sites where one site is occupied, while the other is empty. The dimerized state we find at $\langle n \rangle = \frac{1}{2}$ is illustrated in Fig. 5. Each dimer is represented as a thickened bond where the orbital configuration is along the bond to maximize the bonding energy. We check that the bonding energy for the thicken bond is approximately $0.95t_{\parallel}$ at $U/t_{\parallel} = 10$ which is about one order larger than that of other bonds. The exchange physics at $\langle n \rangle = 1$ in the strong coupling regime is also interesting. The physics can then be mapped onto a “120°” model,

$$H_{ex} = J \sum_{\vec{r} \in A, i=1,2,3} n_{\hat{e}_i}(\vec{r}) n_{\hat{e}_i}(\vec{r} + a\hat{e}_i), \quad (6)$$

where $n_{\hat{e}_{1,2}} = \frac{1}{2}n_3 \pm \frac{\sqrt{3}}{2}n_1$, $n_{\hat{e}_3} = n_3$, and $J = 2t_{\parallel}^2/U$. Similar models appear for the e_g orbitals of transition metal oxides in a 3D cubic lattice with $\hat{e}_{1,2,3} = \hat{x}(\hat{y}, \hat{z})$ [18, 19]. The ground state of our 2D model, for which large fluctuations are expected, is a significant problem awaiting future study.

Next we discuss the effect of adding a small π -hopping t_{\perp} term in Eq. 1. When $t_{\perp} \neq 0$ the lowest energy band acquires weak dispersion, with a small band width of t_{\perp} . This associated kinetic energy cost for the $n = \frac{1}{6}$ plaquette state is of order t_{\perp} per particle. A stability condition of this state can therefore be roughly estimated as $\frac{U}{6} > t_{\perp}$. We have checked numerically that the $\frac{1}{6}$ -plateau survives at $U > t_{\parallel}$ with the value of $t_{\perp} = 0.1t_{\parallel}$. Other plateaus appearing in the strong coupling regime are not sensitive to small t_{\perp} .

The plaquette Wigner crystal phase in Fig. 2 B should manifest itself in the noise correlation for the time of flight (TOF) signals. In the presence of the plaquette order, the reciprocal lattice vector for the enlarged unit cell becomes $\vec{G}_1 = (\frac{4\pi}{3\sqrt{3}a}, 0)$ and $\vec{G}_2 = (\frac{-2\pi}{3\sqrt{3}a}, \frac{2\pi}{3a})$. The correlation function is defined as $C_t(\vec{r}, \vec{r}') = \langle n(\vec{r})n(\vec{r}') \rangle_t - \langle n(\vec{r}) \rangle_t \langle n(\vec{r}') \rangle_t$. After a spatial averaging and normaliza-

tion, we find

$$C_t(\vec{d}) = \int d\vec{r} \frac{C_t(\vec{r} + \frac{\vec{d}}{2}, \vec{r} - \frac{\vec{d}}{2})}{\langle n(\vec{r} + \frac{\vec{d}}{2}) \rangle_t \langle n(\vec{r} - \frac{\vec{d}}{2}) \rangle_t} \propto \pm \sum_{\vec{G}} \delta(\vec{k} - \vec{G}) \quad (7)$$

where '+' ('-') is for bosons (fermions) respectively, $\vec{k} = m\vec{d}/(\hbar t)$, and $\vec{G} = m\vec{G}_1 + n\vec{G}_2$ with m, n integers.

There are numerous directions open for further exploration. Some interesting variations on the model are to consider spin-ful fermions, for which there is a possibility of flat band ferromagnetism, or attractive interactions, in which pairing and the BCS-BEC crossover in the flat band might prove interesting. Most intriguing is the possibility of exotic incompressible states analogous to the

Laughlin liquid in the Fractional Quantum Hall Effect (FQHE). These cannot be captured within the mean-field approximation used here for $n > 1/6$. If one could devise appropriate variational liquid states projected into the flat band, these could be compared energetically with the Wigner crystals found here. Given the richness and surprises encountered in the FQHE, flat band physics in optical lattices appears rife with possibility.

C. W. thanks helpful discussions with A. Carlsson, L. M. Duan, and Z. Nussinov. C. W. is supported by the NSF No. Phy99-07949. D. B. and L. B. are supported by NSF-DMR-04-57440 and the Packard foundation. S. D. S. is supported by LPS-NSA and ARO-DTO.

-
- [1] M. Greiner *et. al*, Nature **415**, 39 (2002).
 - [2] E. Demler *et. al*, Phys. Rev. Lett. **88**, 163001 (2002); F. Zhou *et. al*, Phys. Rev. Lett. **87**, 84041 (2001); C. Wu *et. al*, Phys. Rev. Lett. **91**, 186402 (2003); C. Wu, Phys. Rev. Lett. **95**, 266404 (2005); C. Wu, Mod. Phys. Lett. B **20**, 1707 (2006).
 - [3] Y. Tokura and N. Nagaosa, Science **288**, 462 (2000).
 - [4] V. W. Scarola *et. al*, Phys. Rev. Lett. **65**, 33003 (2005).
 - [5] A. Isacson *et. al*, Phys. Rev. A **72**, 053604 (2005).
 - [6] W. V. Liu and C. Wu, Phys. Rev. A **74**, 13607 (2006).
 - [7] A. B. Kuklov, Phys. Rev. Lett. **97**, 110405 (2006).
 - [8] C. Wu *et. al*, Phys. Rev. Lett. **97**, 190406 (2006).
 - [9] C. Xu and M. P. A. Fisher, cond-mat/0611602.
 - [10] A. Browaeys *et. al*, Phys. Rev. A **72** 53605 (2005).
 - [11] M. Köhl *et. al*, Phys. Rev. Lett. **94**, 80403 (2006).
 - [12] S. Fölling, *et. al*, Book of abstracts for the XX International Conference on Atomic Physics.
 - [13] K. S. Novoselov *et al.*, Nature **438**, 197 (2005); Y. Zhang *et al.*, Nature **438**, 201 (2005).
 - [14] V. Brouet, *et. al*, Phys. Rev. Lett. **93**, 126405 (2004).
 - [15] H. Yao, J. A. Robertson, E. A. Kim, and S. A. Kivelson, cond-mat/0606304.
 - [16] M. E. Zhitomirsky and H. Tsunetsugu, Prog. Theor. Phys. Suppl. **160**, 361 (2005).
 - [17] O. Derzhko *et. al*, cond-mat/0612281.
 - [18] M. Biskup *et. al*, Comm. Math. Phys. **255**, 253 (2005).
 - [19] Nussinov *et. al*, Euro. Phys. Lett., (2004).