

Excitonic condensation under spin-orbit coupling and BEC-BCS crossover

Tuğrul Hakioglu⁽¹⁾ and Mehmet Şahin⁽²⁾

(1) *Department of Physics and National Nanotechnology Research Center,
Bilkent University, 06800 Ankara, Turkey*

(2) *Department of Physics, Faculty of Sciences and Arts,
Selçuk University, Kampus 42075 Konya, Turkey*

Abstract

The condensation of electron-hole (e-h) pairs is studied at zero temperature and in the presence of a weak spin-orbit coupling (SOC) in the inversion-layer quantum wells. Under realistic conditions, a perturbative SOC can have observable effects in the order parameter of the experimentally long-searched-for excitonic condensate. Firstly, the fermion exchange symmetry is absent for the e-h pairs indicating a counterexample to the known classification schemes of fermion pairing. With the lack of fermion exchange, the condensate spin has no definite parity. Additionally, the excitonic SOC breaks the rotational symmetry yielding a complex order parameter in an unconventional way, i.e. the phase pattern of the order parameter is a function of the condensate density. This is manifested through finite off diagonal components of the static spin susceptibility, suggesting a new experimental method to confirm an excitonic condensate.

PACS numbers: 71.35.-y, 71.35.Lk, 71.35.Gg

A rich variety of low temperature collective phases had been proposed for semiconductors in the 1960s. Condensation of the e-h pairs was studied primarily by Moskalenko[1], Blatt et al.[2] and the group led by Keldysh [3]. As the excitonic density is varied, these phases range from the low density excitonic BEC to a BCS type ground state at higher densities and eventually to the e-h liquid[4, 5, 6]. Initially, the experimental progress was slow given the difficulties in producing sufficiently long-lived exciton pairs at low temperatures. One of the earliest experiments was carried out by Snoke et al.[7] and Hara et al[8] on Cu_2O on 3D samples. The difficulties were overcome by utilizing indirect excitonic transitions[9]. Still longer lifetimes were obtained by containing the two dimensional (e) and (h) gases (2DEG and 2DHG) separately in Coulomb coupled QWs with a stabilizing E-field[10]. Currently, coupled QWs with improved lifetimes in the microsecond range, provide optimum experimental conditions for observing this long proposed state[11].

Here we investigate exciton condensation (EC) in inversion layer coupled quantum wells (QW) in the presence of a weak in-plane Rashba spin-orbit coupling (SOC)[12]. In such systems, and in contrast to the conventional pairing between identical fermions[13], the only manifested symmetry is time reversal. The e-h exchange symmetry is absent and the parity of the condensate mixes with the condensate spin, disabling the conventional classification schemes[14]. In turn, there is no relation between the parity and the spin of the condensate wave function. Another crucial difference from identical fermion pairing is that the hole SOC breaks the underlying symmetry of the electron SOC -known as $C_{\infty v}$ - and the corresponding complex excitonic order parameter in the up-down spin channel develops an unconventional phase pattern. The latter can be measured in the off diagonal components of the static spin susceptibility which may be crucial as a complementary method for identifying the excitonic condensate.

The model geometry studied here is closely related to that of Zhu et al.[15, 16] as illustrated in Fig. 1. The (e) and the (h) QWs are separated by a high tunneling barrier of thickness d ($d \simeq 100\text{\AA}$ here). Although typical external E-fields (for instance Ref.[[10]]) are in the range of $3-5kV/cm$, the intrinsic fields due to doping can be as high as $100-200kV/cm$, e.g. Ref. [[17]]. In this case, it is known that the Rashba SOC is the dominant mechanism for the splitting of the energy bands[18]. High tunability factors of the SOC by E-fields was previously shown[19, 20, 21, 22] for inversion layers and the efforts toward much higher tunabilities are crucial for potential device applications[23].

The mechanism of EC is the interband attractive Coulomb interaction. We consider equal electron and hole densities and the tunneling is negligible[11]. The intraband Coulomb strengths for a typical concentration $n_x \simeq 10^{11} \text{cm}^{-2}$ are $V^{ee} = V^{hh} = 2\pi e^2/(\epsilon r_{ee}) \simeq 4 - 5 \text{meV}$. The layer separation $d \simeq 1$ in units of the effective Bohr radius $a_e^* = \hbar^2 \kappa/(e^2 m_e^*) \simeq 100 \text{\AA}$. The strength of the Coulomb interaction between the layers is $V^{eh} = 2\pi e^2/(\epsilon r_{eh}) \simeq 1 - 2 \text{meV}$. The r_{ee} and r_{eh} are the average e-e (or h-h) and e-h separations. Here the SOC is weak at typical densities and treated perturbatively in the condensed excitonic background[24].

In a typical excitonic semiconductor, the electrons in the conduction band are in an s -like state. For intermediate n_x values it is sufficient to consider the electron-heavy hole (hh) coupling, with the hh's predominantly in p -like orbitals[25]. The SOC's for the electrons and the hh's are

$$\mathcal{H}_e = i\alpha_e E_z(\sigma_+ k_- - \sigma_- k_+) , \quad \mathcal{H}_h = i\beta_h E_z(\sigma_+ k_-^3 - \sigma_- k_+^3) \quad (1)$$

where $\sigma_{\pm} = (\sigma_x \pm i\sigma_y)/2$ are the Pauli matrices and $k_{\pm} = k_x \pm ik_y$ are the in-plane wavevectors. The SOC constants α_e and β_h can be inferred from many recent works[17, 25, 26]. However the agreement on the suggested values is still lacking. The values for electrons vary from $\alpha_e \simeq 30.6 e\text{\AA}^2$ to $\alpha_e \simeq 300 e\text{\AA}^2$ in the range from $n_x \leq 1 \times 10^{11} \text{cm}^{-2}$ to $n_x \simeq 2.2 \times 10^{12} \text{cm}^{-2}$. For hh's the only results that the authors are aware of are by Winkler et al.[26] in which $\beta_h = 7.5 \times 10^6 e\text{\AA}^4$ for $n_x \leq 10^{11} \text{cm}^{-2}$. The calculated β_h values are however found to be strongly dependent on the density[26]. The E-field strength at the interface generated by the space charges was estimated by $E_z = en_x/(2\epsilon)$. Typical SOC energies for intermediate n_x covering $10^9 < n_x < 10^{11} (\text{cm}^{-2})$ are perturbatively weaker than typical Coulomb energies at a given n_x as shown in Table I.

An order of magnitude increase for the α_e values was also estimated for In-based QWs in Ref[[18]]. The electronic r_s values vary in the range $1 \leq r_s < 500$. The regime characterized by $r_s \simeq 2 - 5$ as a crossover[4, 5, 15] from the strongly interacting BEC to the weakly interacting BCS type condensation can therefore be probed by the change in the behavior of the spin-orbit order parameter.

For $n_x < 10^{11} \text{cm}^{-2}$, only the lowest hh states are occupied in the valence band[25]. For $n_x \leq 10^9 \text{cm}^{-2}$ the spin dependent splitting is difficult to observe[27]. We therefore consider here the range $10^9 \leq n_x \leq 10^{11} (\text{cm}^{-2})$.

TABLE I: Interface E-fields and SOC energies for typical densities. Here (a)=Ref.[[25]] and (b)=Ref.[[17]]

$n_x(cm^{-2})$	$E_z(kV/cm)$	$\alpha_e k_F E_z(meV)$	$\beta_h k_F^3 E_z(meV)$	$\beta_h k_F^2 / \alpha_e$
10^9	1.45	5×10^{-4}	1.5×10^{-4}	0.3
10^{10}	14.5	1.5×10^{-2}	4.9×10^{-2}	3.3
10^{11} (a)	145	0.8	15	18.75
10^{12} (b)	1.45×10^3	154	4.8×10^3	31

In the absence of SOC the condensed state is formulated by the e-hh quasi particle eigenstates $\hat{\alpha}_{\vec{k},\sigma} = \cos(\theta_{\vec{k}}/2)\hat{c}_{\vec{k},\sigma} - \sin(\theta_{\vec{k}}/2)\hat{d}_{-\vec{k},\sigma}^\dagger$; $\hat{\beta}_{\vec{k},\sigma} = \sin(\theta_{\vec{k}}/2)\hat{c}_{\vec{k},\sigma} + \cos(\theta_{\vec{k}}/2)\hat{d}_{-\vec{k},\sigma}^\dagger$ where $\vec{k} = (k_x, k_y)$, $\sigma = \uparrow, \downarrow$ and $\hat{c}_{\vec{k},\sigma}$ and $\hat{d}_{\vec{k},\sigma}$ are the annihilation operators for the electron and the hh. The cosine and sine coherence factors have been found[15] for the geometry of Fig. 1 using the Hartree-Fock mean-field of the real excitonic order parameter (EOP)

$$\Delta_0^{(\sigma\sigma')}(\vec{k}) = \sum_{\vec{k}'} V_{\vec{k}-\vec{k}'}^{eh} \langle \hat{c}_{\vec{k}',\sigma}^\dagger \hat{d}_{-\vec{k}',\sigma'}^\dagger \rangle . \quad (2)$$

Due to the rotational invariance of the momentum and the spin spaces separately, the ground state is isotropic and spin independent[28]. At low n_x , the EOP is large near $k = 0$ and the condensation is BEC type[15]. For increasing n_x the peak position shifts to a finite value near k_F where the BCS type pairing is dominant[16].

Including the spin-orbit effect, the time reversal symmetry remains but the spin degeneracy is lifted. The full Hamiltonian, in the basis $(\hat{\alpha}_{\vec{k},\uparrow} \hat{\beta}_{-\vec{k},\uparrow}^\dagger \hat{\alpha}_{\vec{k},\downarrow} \hat{\beta}_{-\vec{k},\downarrow}^\dagger)$ is then

$$\mathcal{H} = \begin{pmatrix} -E_{\vec{k}} & 0 & iA + \Delta_1 & iC + \Delta_2 \\ 0 & E_{\vec{k}} & -iC + \Delta_3^* & iB - \Delta_1 \\ -iA^* + \Delta_1^* & iC^* + \Delta_3 & -E_{\vec{k}} & 0 \\ -iC^* + \Delta_2^* & -iB^* - \Delta_1^* & 0 & E_{\vec{k}} \end{pmatrix} \quad (3)$$

where the diagonal terms correspond to the lower ($\hat{\alpha}_{\vec{k},\sigma}$) and the upper ($\hat{\beta}_{\vec{k},\sigma}$) excitonic bands determined by[15]

$$\begin{aligned}
E_{\vec{k}} &= \sqrt{\zeta_{\vec{k}}^2 + \Delta_0^2(\vec{k})} \\
\zeta_{\vec{k}} &= E_g/2 + \epsilon_{\vec{k}} - \mu_x + \sum_{\vec{k}'} V_{\vec{k}-\vec{k}'} \zeta_{\vec{k}'} / E_{\vec{k}'} = E_{\vec{k}} \cos \theta_{\vec{k}} \\
\Delta_0(\vec{k}) &= \frac{1}{2} \sum_{\vec{k}'} V_{\vec{k}-\vec{k}'}^{eh} \Delta_0(\vec{k}') / E_{\vec{k}'} = E_{\vec{k}} \sin \theta_{\vec{k}} \\
n_x &= \frac{1}{2} \sum_{\vec{k}'} (1 - \zeta_{\vec{k}'} / E_{\vec{k}'})
\end{aligned} \tag{4}$$

Here μ_x is the exciton chemical potential. In (3) A and B are the intraband excitonic SOC's for the lower and the upper branches and C is the interband SOC. The higher excitonic band can be neglected here due to the fact that the $\hat{\beta}$ states contribute to the $\hat{\alpha}$ state intraband transition energies on the order of $|C|^2/\Delta_0^2$ for low momenta, and $|C|^2/\zeta_{\vec{k}}^2$ for high momenta, which are both negligible. Eliminating the $\hat{\beta}$ -like states, the Hamiltonian can be reduced to a 2×2 matrix for the lower band where only A and Δ_1 are relevant which are

$$A(\vec{k}) = iE_z[\alpha_e \cos^2(\theta_{\vec{k}}/2)k_- + \beta_h \sin^2(\theta_{\vec{k}}/2)k_-^3] \tag{5}$$

$$\Delta_1(\vec{k}) = \cos(\theta_{\vec{k}}/2) \sin(\theta_{\vec{k}}/2)[\Delta_{\uparrow\downarrow}^*(\vec{k}) + \Delta_{\downarrow\uparrow}(\vec{k})] \tag{6}$$

where $\Delta_{\downarrow\uparrow}(\vec{k}) = \sum_{\vec{k}'} V_{\vec{k}-\vec{k}'}^{eh} \langle \hat{c}_{\vec{k}',\downarrow}^\dagger \hat{d}_{-\vec{k}',\uparrow}^\dagger \rangle$ is the complex *excitonic spin-orbit order parameter* (ESOOP). The time reversal dictates that $\Delta_{\downarrow\uparrow}(-\vec{k}) = -\Delta_{\uparrow\downarrow}^*(\vec{k})$. The latter also implies that $\Delta_1(\vec{k})$ is odd under $\vec{k} \rightarrow -\vec{k}$ although there is no such definite symmetry for the ESOOP. For this lower branch, the SOC-split eigenenergies are

$$\lambda_{\vec{k}}^\pm = -E_{\vec{k}} \pm \Delta E_{\vec{k}}, \quad \Delta E_{\vec{k}} = |iA(\vec{k}) + \Delta_1(\vec{k})| \tag{7}$$

where the eigenstates indexed by \pm are

$$\hat{\eta}_{\vec{k},\pm} \rightarrow \frac{1}{\sqrt{2}} \begin{pmatrix} 1 \\ \pm e^{i\Lambda_{\vec{k}}} \end{pmatrix} \tag{8}$$

in the $(\hat{\alpha}_{\vec{k},\uparrow}, \hat{\alpha}_{\vec{k},\downarrow})$ basis, and the relative phase is

$$e^{i\Lambda_{\vec{k}}} = [iA(\vec{k}) + \Delta_1(\vec{k})]/[iA(\vec{k}) + \Delta_1(\vec{k})] . \tag{9}$$

The complex ESOOP is then calculated by Eq.(6) as

$$\Delta_1(\vec{k}) = \frac{1}{4} \frac{\Delta_0(\vec{k})}{E_{\vec{k}}} \sum_{\vec{k}'} e^{i\Lambda_{\vec{k}'}} V_{\vec{k}-\vec{k}'}^{eh} \frac{\Delta_0(\vec{k}')}{E_{\vec{k}'}}. \quad (10)$$

Eqs.(5), (6), (9) and (10) form a self-consistent set describing the effect of the SOC and they depend on the solutions of (4). For electrons there is a $C_{\infty v}$ symmetry respected by the electronic part of the Hamiltonian[13]. This symmetry arises due to continuous rotations in \vec{k} -space and the double covering of the spin-1/2 representation. On the other hand, the SOC for the hhs has a cubic momentum dependence in contrast to the linear one in the electronic SOC. Additionally, the spin space of the hhs (i.e. $S = 3/2, S_z = \pm 3/2$) is incomplete in the spin-3/2 representation. Therefore, the hole SOC breaks the electronic $C_{\infty v}$ and this has observable consequences.

The phase of Δ_1 is plotted in Fig. 2. We observe that at relatively high n_x ($n_x \simeq 1.7 \times 10^{11} \text{cm}^{-2}$ here), the ESOOP maintains phase coherence, i.e. Fig. 2 (a), despite the strong variations in the SOC. We attribute this to the dominant contribution in (10) near the Fermi level[15, 16] where $\Delta_0(k_F)/E_{k_F} \simeq 1$. There, the phase rigidity is high due to a high density of states (DOS). For the same reason, the increase in the E-field has no significant effect on the phase coherence in this regime [see Fig. 2 (b)]. On the other hand, at lower n_x ($n_x \simeq 10^{10} \text{cm}^{-2}$ here), there is a weak overlap between the condensed pairs and the dominant contribution to (10) is in the vicinity of $k = 0$ where $\Delta_0(\vec{k} = 0)/E_{\vec{k}=0} \simeq 1$. The DOS has a minimum there and a relatively small number of states participate in the summation. This prevents a rigid phase from developing and the phase pattern is imposed by the SOC, as observed in Fig. 2 (c). In this regime the phase is more sensitive to the E-field strength [Fig. 2 (d)].

The corresponding solutions for the lower band $|\lambda_k^{(-)}|$ in Fig. 3 demonstrate that the rotational symmetry of the ground state energy is broken by the anisotropic phase of the SOC. This should be compared with the isotropic results previously calculated[15, 16] without the SOC. The difference is made by $\Delta E_{\vec{k}}$ in (7) and it is an interference effect as shown below. From Fig. 2 we know that for high n_x , Δ_1 is phase coherent whereas A is very anisotropic and complex. Hence an interference is observed in $|iA + \Delta_1|$ between these two terms [Fig. 3 (a) and (b)]. In the opposite limit of low n_x as shown in Fig. 3 (c) and (d), the phase of Δ_1 is imposed by the SOC [shown by Fig. 2 (b) and (d)], the interference is weak and the

energy profile is nearly isotropic.

Other features of Fig. 3 are similar to the case without the SOC. At higher n_x the spin independent EOP has a maximum[15, 16] and $|\lambda_{\vec{k}}|$ develops a minimum in the vicinity of the $k_{min} \simeq 1$ ring created by the pure excitonic term in (7), i.e. a BCS type pairing. In the presence of the SOC, this ring shaped minimum is deformed as shown in Fig. 3 (a) and (b). For lower n_x , as shown in Fig. 3 (c) and (d), the spin independent EOP is maximum and $|\lambda_{\vec{k}}|$ is minimum at $k_{min} = 0$, i.e. a BEC type pairing. With the SOC, the additional splitting given by $|iA + \Delta_1|$ is also isotropic and does not deform the isotropic contribution of the spin-independent part.

From the experimental point of view, the off diagonal components of the static spin susceptibility $\chi_{ij}(\star)$, where $\star = (\vec{q} \rightarrow 0, i\omega_n = 0)$, reveal the complex ESOOP and the breaking of the $C_{\infty v}$ symmetry[13]. The $\chi_{ij}(\star)$ is

$$\chi_{ij}(\star) = \mu_B^2 \lim_{\vec{q} \rightarrow 0} \int_0^{1/T} d\tau \langle T_\tau \hat{m}_i(\vec{q}, \tau) \hat{m}_j(-\vec{q}, 0) \rangle \quad (11)$$

where μ_B is the effective Bohr magneton, τ is the Matsubara time, T_τ is the time ordering operator, T is the temperature, and $\hat{m}_i(\vec{q}, \tau) = \sum_{\vec{k}, \mu, \nu} \hat{\alpha}_{\vec{k}+\vec{q}, \mu}^\dagger(\tau) [\sigma_i]^\mu{}^\nu \hat{\alpha}_{\vec{k}, \nu}(\tau)$ is the magnetization operator in the lower excitonic branch. The Pauli paramagnetic limit $\chi_P = 2\mu_B^2 \nu_F$ is obtained expectedly for the diagonal elements in the absence of SOC. Here ν_F is the DOS at the Fermi level. We focus on the off diagonal terms in the limit $T \rightarrow 0$, as those have the strongest signature of the $C_{\infty v}$ breaking. Writing $\hat{\alpha}_{\vec{k}, \mu}$ in terms of $\eta_{\vec{k}, \pm}$ in (8), the susceptibility can be written in terms of the Matsubara Green's functions $\mathcal{G}_{\vec{k}, \pm}(\tau) = -\langle T_\tau \eta_{\vec{k}, \pm}(\tau) \eta_{\vec{k}, \pm}^\dagger(0) \rangle$. For weak SOC we find

$$\frac{\chi_{zx}(\star) + i\chi_{zy}(\star)}{\chi_P} \simeq -\frac{1}{4} \frac{\partial}{\partial E_{\vec{k}}} \langle iA + \Delta_1 \rangle_a \Big|_{E_{\vec{k}}=E_F} \quad (12)$$

$$\frac{\chi_{xy}(\star)}{\chi_P} \simeq \frac{1}{6} \frac{\partial^2}{\partial E_{\vec{k}}^2} \Im m \{ \langle (iA + \Delta_1)^2 \rangle_a \} \Big|_{E_{\vec{k}}=E_F} \quad (13)$$

where $\langle \dots \rangle_a$ describes the angular average. If the Fermi contour is isotropic, both angular averages in (12) and (13) vanish. This occurs at low n_x [i.e. (c) and (d) in Figs 2 and 3], where the phase of Δ_1 has the most interesting and significant variation. On the other hand, at higher n_x the Fermi contour is anisotropic [i.e. (a) and (b) in the same figures] but the phase of Δ_1 is coherent. Therefore, the effect in (12) and (13) may be observable within a

narrow range $10^{10}cm^{-2} < n_x < 10^{11}cm^{-2}$ where the DOS at the Fermi contour is weakly anisotropic. By using (10) in (12) and (13) and considering that the magnitude of Δ_1 is set by the e-h Coulomb interaction, we approximately have $(\chi_{zx} + i\chi_{zy})/\chi_P \simeq V_{\vec{q}_F}^{eh}/E_F \leq 0.1$ and $\chi_{xy}/\chi_P \simeq (V_{\vec{q}_F}^{eh}/E_F)^2 \leq 0.01$. The effect is expectedly small but observable.

In conclusion, we showed that, in the presence of excitonic background, the SOC yields a complex order parameter in the up-down spin channel. The interference between the electron and the hole SOC renders the e-h pairing unconventional by breaking the rotational symmetry of the ground state. The resulting complex order parameter is affected by the exciton density. As the density is increased, the magnitude smoothly changes from an isotropic BEC type to an anisotropic BCS type. On the other hand, its phase pattern has domains of relatively coherent phase at low densities, and displays global phase coherence as the density is increased. This phase behaviour is observable experimentally in the off diagonal elements of the static spin susceptibility which carry the signature of the EC. The predicted strength is small but observable suggesting a new direction in the experimental observation of the excitonic condensate.

We thank J. Schliemann for discussions. This research is supported by TÜBİTAK by the grants 105T110 and B.02.1.TBT.0.06.03.00/1120/2985. The work on susceptibility was carried out at the Marmaris Institute of Theoretical and Applied Physics (ITAP).

-
- [1] S.A. Moskalenko, Fiz. Tverd. Tela **4**, 276 (1962).
 - [2] J.M. Blatt, K.W. Böer and W. Brandt, Phys. Rev. **126**, 1691 (1962).
 - [3] L.V. Keldysh and Yu. V. Kopaev, Sov. Phys. Sol. St. **6**, 2219 (1965); L.V. Keldysh and A.N. Kozlov, JETP **27**, 521 (1968); R.R. Guseinov and L.V. Keldysh, JETP **36**, 1193 (1973).
 - [4] C. Comte and P. Nozières, J. Physique **43**, 1069 (1982); P. Nozières and C. Comte J. Physique **43**, 1083 (1982).
 - [5] Cote R. and Griffin A., Phys. Rev. **B 37**, 4539 (1988)
 - [6] *Bose-Einstein Condensation of Excitons and Biexcitons* by S.A. Moskalenko, D.W. Snoke, Cambridge (2000).
 - [7] D.W. Snoke and J.P. Wolfe, Phys. Rev. **B39**, 4030 (1989); D.W. Snoke, J.P. Wolfe and A. Mysyrowicz, Phys. Rev. **B 41**, 11171, (1990)

- [8] K.E. O'Hara, L.O. Suilleabhain and J.P. Wolfe, Phys. Rev. **B60**, 10565 (1999).
- [9] L.V. Butov et al., Phys. Rev. Lett. **86**, 5608 (2001); J.P. Cheng et al. Phys. Rev. Lett. **74** 450 (1995).
- [10] T. Fukuzawa et al., Surf. Sci. **228**, 482 (1990); T. Fukuzawa, E.E. Mendez and J.M. Hong, Phys. Rev. Lett. **64**, 3066 (1990); L.V. Butov et al., Phys. Rev. Lett. **73**, 304 (1994); ibid, Phys. Rev. **B 52** 12153, (1995); A. Zrenner, L.V. Butov and M. Hagn Semicond. Sci. Technol. **9** 1983 (1994).
- [11] A.V. Gorbunov, V.B. Timofeev, Phys. Stat. Sol. **2**, 871 (2005); D.W. Snoke et al. Sol. St. Comm. **134**, 37 (2005); J.P. Eisenstein and A.H. MacDonald, Nature, **432**, 691 (2004).
- [12] E.I. Rashba, Sov. Phys. Sol. State **2**, 1109 (1960); Yu A. Bychkov and E.I. Rashba, JETP Lett. **39**, 78 (1984).
- [13] Lev P. Gorkov and Emmanuel I. Rashba, Phys. Rev. Lett **87**, 037004 (2001).
- [14] R. Balian and N.R. Werthamer, Phys. Rev. **131**, 1553 (1963); Manfred Sigrist and Kazuo Ueda, Rev. Mod. Phys. **63**, 239 (1991).
- [15] Zhu et al., Phys. Rev. Lett. **74**, 1633 (1995).
- [16] P.B. Littlewood et al., J. Phys.: Condens. Matt. **16**, S3597 (2004); P.B. Littlewood and Xuejun Zhu, Physica Scripta **T 68**, 56 (1996).
- [17] G. Engels et al., Phys. Rev. **B 55** R1958 (1997); T. Matsuyama et al. Phys. Rev. **B61**, 15588 (2000).
- [18] E.A. de Andrada e Silva, G.C. La Rocca and F. Bassani, Phys. Rev. **55** 16293 (1997).
- [19] J. Nitta et al., Phys. Rev. Lett. **78** 1335 (1997).
- [20] J.P. Lu et al. Phys. Rev. Lett. **81** 1282 (1998).
- [21] Dirk Grundler, Phys. Rev. Lett. **84** 6074 (2000).
- [22] S.J. Papadakis et al., Science **283** 2056 (1999).
- [23] B. Datta and S. Das, Appl. Phys. Lett. **56**, 665 (1990).
- [24] This approach is opposite to the case in Ref.[[13]] where SOC is stronger than the typical condensation energy.
- [25] R. Winkler, Phys. Rev. **B 62**, 4245 (2000).
- [26] R. Winkler, H. Noh, E. Tutuc, M. Shayegan, Phys. Rev. **B65**, 155303 (2002).
- [27] E. Tutuc et al. Phys. Rev. Lett. **86** 2858 (2001).
- [28] B.I. Halperin and T.M. Rice, Solid State Physics Vol:21 p:115, Eds: F. Seitz, D. Turnbull and

H. Ehrenfest (Academic Press, 1956)

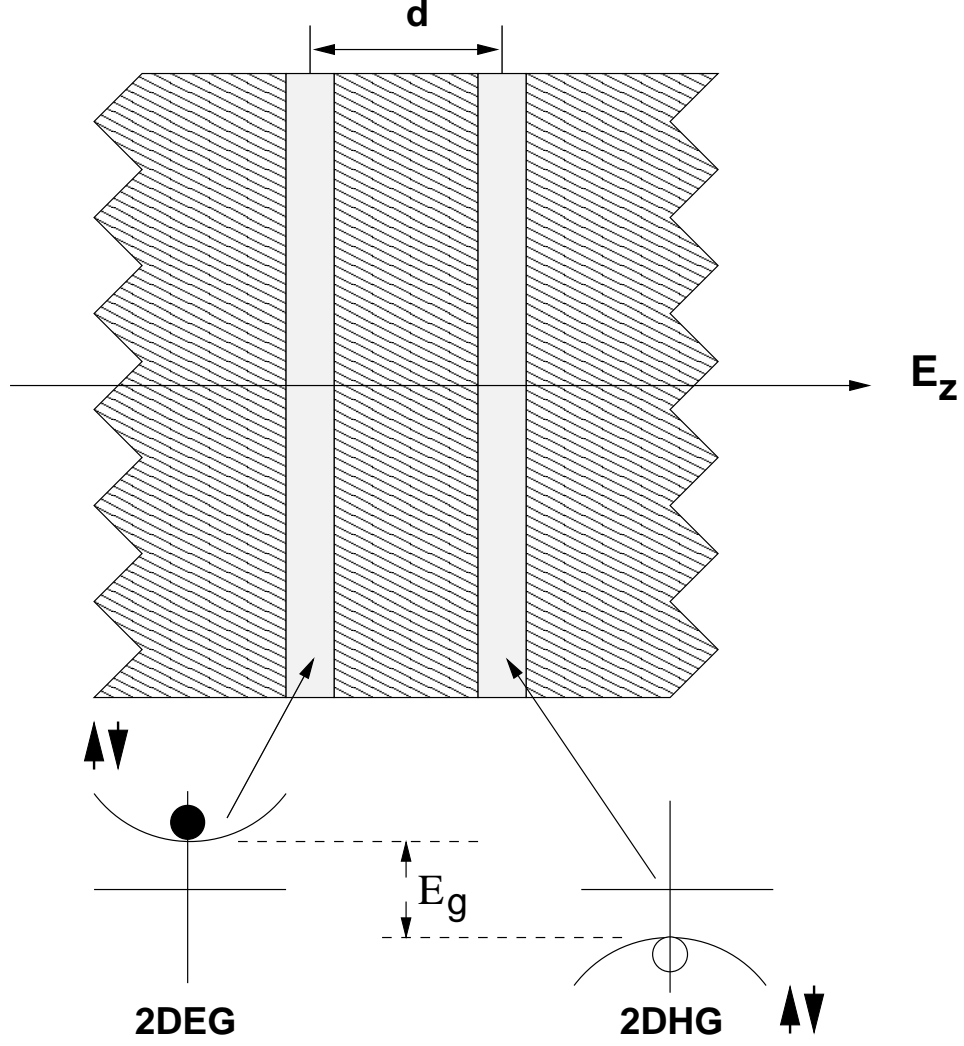


FIG. 1: The double-well geometry in $x - y$ plane. The 2DEG and the 2DHG are produced within the GaAs wells inserted in high AlGaAs tunneling barriers. We ignore the well widths in this work. The spin-degenerate conduction and valence subbands are considered within the parabolic approximation.

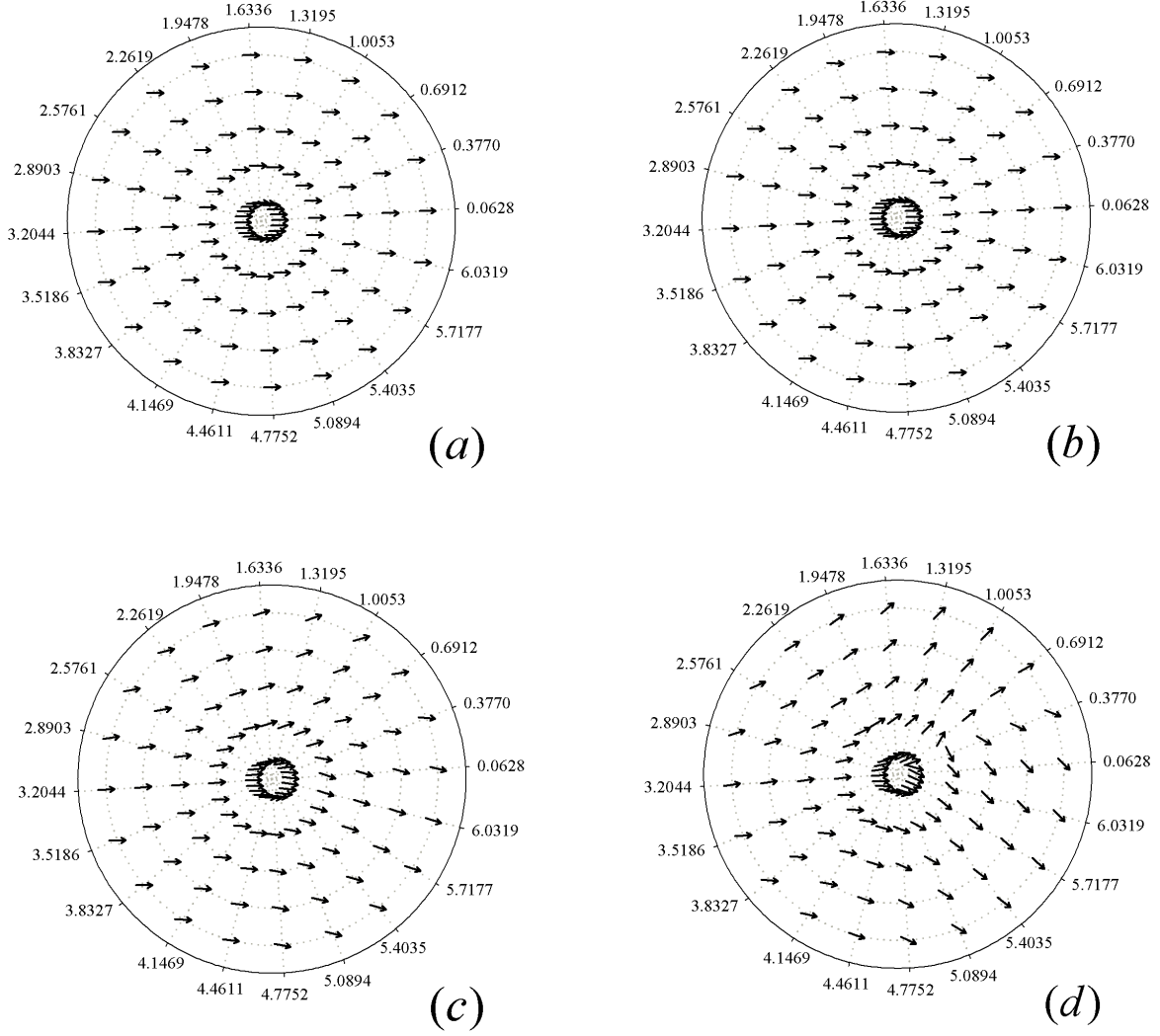


FIG. 2: Phase of Δ_1 is shown in \vec{k} for $n_x = 1.7710^{11} \text{cm}^{-2}$ with $E_z = 15 \text{kV/cm}$ (a), and $E_z = 150 \text{kV/cm}$ (b); for $n_x = 10^{10} \text{cm}^{-2}$ with $E_z = 15 \text{kV/cm}$ (c) and $E_z = 150 \text{kV/cm}$ (d). The radial range is $0 \leq k \leq 3$ in units of $a_e^* \simeq 100 \text{\AA}$.

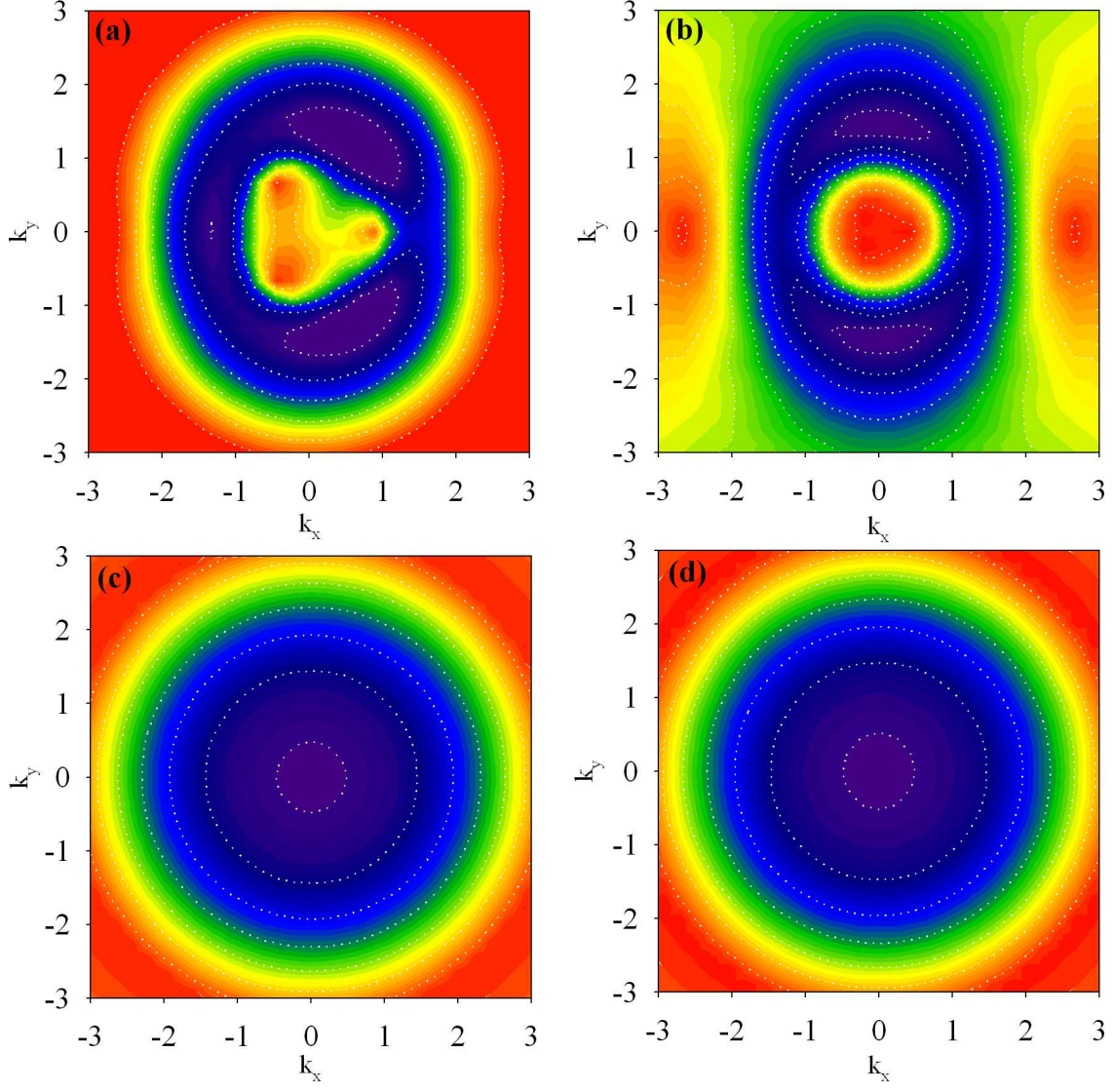


FIG. 3: Lower excitonic band (λ_k^-) is shown here for the same E_z and n_x values and in the same order as in Fig. 2 above. The darker colors mean lower values.