

The route of frustrated cuprates from antiferromagnetic to ferromagnetic spin-1/2 Heisenberg chains: $\text{Li}_2\text{ZrCuO}_4$ as a missing link near the quantum critical point

S.-L. Drechsler*,¹ O. Volkova,^{2,3} A.N. Vasiliev,² N. Tristan,¹ J. Richter,⁴ M. Schmitt,⁵
H. Rosner,⁵ J. Málek,^{1,6} R. Klingeler,¹ A.A. Zvyagin,^{1,7} and B. Büchner¹

¹Leibniz-Institut für Festkörper- und Werkstoffforschung Dresden, P.O. Box 270116, D-01171 Dresden, Germany

²Moscow State University, Moscow, 119992, Russia

³Institute of Radiotechnics and Electronics, RAS, Moscow 125009, Russia

⁴Institut für Theoretische Physik, Otto- v. Guericke-Universität zu Magdeburg, Magdeburg, Germany

⁵Max-Planck-Institut für chemische Physik fester Stoffe, Dresden, Germany

⁶Institute of Physics, ASCR, Na Slovance 2, CZ-18221 Praha 8, Czech Republic

⁷B.I. Verkin Institute for Low Temperature Physics & Engineering, NASU, UA-61103 Kharkov, Ukraine

(Dated: January 26, 2019)

From thermodynamics, LSDA+ U studies and exact diagonalizations of a five-band Hubbard model on CuO_2 stripes we found that $\text{Li}_2\text{ZrCuO}_4$ ($\text{Li}_2\text{CuZrO}_4$ in traditional notation) is close to a ferromagnetic critical point. Analyzing its susceptibility $\chi(T)$ and specific heat $c_p(T, H)$ within a Heisenberg model, we show that the ratio of the 2nd to the 1st neighbor exchange integrals $\alpha = -J_2/J_1 \sim 0.3$ is close to the critical value $\alpha_c = 1/4$. Comparing with related chain cuprates we explain the rather strong field dependence of c_p , the monotonous down shift of the peak of $\chi(T)$, and its increase for $\alpha \rightarrow \alpha_c + 0$.

The one-dimensional (1D) spin-1/2 antiferromagnetic (AFM) Heisenberg model (HM) is one of the most studied many-body models in theoretical physics. Much of its physics is now well understood based on the rigorous Bethe-Ansatz method for infinite chains [1] and on finite cluster calculations. Thermodynamic benchmarks of this model relevant here are: (i) single maxima of the spin susceptibility $\chi(T)$ at $k_B T_m^\chi \approx 0.64J$ and of the specific heat $c_v(T)$ at $k_B T_m^c \approx 0.48J$, (ii) $c_v \propto T/J$ at $T \rightarrow 0$, and (iii) $\chi^*(0) = J\chi(0)/N g^2 \mu_B^2 = 1/\pi^2$ and $d\chi(T)/dT \rightarrow +\infty$ at $T \rightarrow 0$. Hereafter $J \equiv J_1$ denotes the nearest neighbor (NN) exchange. For ferromagnetic (FM) $J_1 < 0$, $\chi(T) \propto 1/T^2$ and $c_v \propto \sqrt{T/|J_1|}$ at $T \rightarrow 0$; c_v shows a broad maximum at $k_B T_m^c = 0.35 |J_1|$ and a field induced 2nd maximum at low T and $H < 0.008 |J_1| / g\mu_B$ [2]. The general Hamiltonian \mathcal{H} with next-nearest neighbors (NNN) J_2 or further in-chain exchange J_i included

$$\mathcal{H} = \sum_i J_1 \mathbf{S}_i \mathbf{S}_{i+1} + J_2 \mathbf{S}_i \mathbf{S}_{i+2} + J_3 \mathbf{S}_i \mathbf{S}_{i+3} + \dots \quad (1)$$

has also attracted attention due to the frustration caused by AFM J_2 , irrespective of the sign of J_1 . If the J_i are AFM, the frustration may cause a spin gap, e.g. for $J_2/J_1 > 0.241$ and $J_i = 0, i \geq 3$ (adopted mostly below). It strongly supports a dimerized ground state in spin-Peierls chains such as in GeCuO_3 [3]. Recently, FM-AFM analogs realized in most edge-shared chain cuprates have caused attention with respect to strong quantum effects [4], to unusual thermodynamics of the disordered phase [5, 6, 7], and to helicoidal ground states found in some chain cuprates at low T [8, 9, 10, 11, 12, 13, 14, 15, 16, 17]. However, issues like the behavior at very low T and in magnetic fields near the critical point $\alpha_c = -J_2/J_1 = 1/4$ are still unclear and difficult to study numerically [6] even by the transfer matrix

renormalization group (TMRG) method. For $\alpha > \alpha_c$ the ground state of a classical chain is formed by a helix with a pitch angle ϕ given by $\cos \phi = -J_1/4J_2 \equiv 1/4\alpha$. This helix interpolates between a FM-chain at $0 \leq \alpha \leq \alpha_c$ and two decoupled AFM-chains at $\alpha = \infty$. Noteworthy, α_c is unaffected by quantum effects [17]. Since this should hold for the case of long-range inchain couplings, too, we expect a down(up)shift of α_c for AFM (FM) J_i , ($i \geq 3$):

$$\alpha_c = \frac{0.25}{1 + 2.25 \frac{J_3}{J_2} + 4 \frac{J_4}{J_2} + 6.25 \frac{J_5}{J_2} + 9 \frac{J_6}{J_2} + \dots} \quad (2)$$

Recently, low T - $\chi(T)$ data for $\text{Rb}(\text{Cs})_2\text{Mo}_3\text{Cu}_2\text{O}_{12}$ [15, 16] have been refitted by the isotropic J_1 - J_2 HM near α_c . However, both compounds seem to be affected by Dzyaloshinskii-Moriya interactions $\mathbf{D}_{ij}(\mathbf{S}_i \times \mathbf{S}_j)$ [6] and exhibit a very complex, partially unresolved crystal structure, complicating a theoretical study even more.

Hence, studies of less complex systems described by Eq. (1) but with $|\alpha - \alpha_c| \ll 1$ are of general interest. Analyzing $\chi(T)$, $c_p(T, H)$, and the electronic structure of $\text{Li}_2\text{ZrCuO}_4$ we will show that it is a suitable candidate to probe the vicinity of α_c from the helical side. Together with data for related systems with $\alpha \geq 1$ it provides a so far missing link near α_c to study e.g. the α -dependence of relations (i)-(iii), moving from AFM to FM-chains.

The orthorhombic crystal structure of $\text{Li}_2\text{ZrCuO}_4$ [18] (space group Cccm) with the lattice constants $\mathbf{a}=9.385 \text{ \AA}$, $\mathbf{b}=5.895 \text{ \AA}$, $\mathbf{c}=5.863 \text{ \AA}$ is shown in Fig. 1. Here chains (formed by flat edge-shared CuO_4 tetrahedra like the edge-sharing of CuO_4 plaquettes in other chain cuprates) run along the c -axis. Also the Cu-O bond length of 2.002 \AA and the Cu-O-Cu bond angle $\gamma = 94^\circ$ resemble those with FM J_1 .

The γ -polymorph of $\text{Li}_2\text{ZrCuO}_4$ (Li ordered) was prepared by a solid state reaction of Li_2CO_3 , ZrO_2 and CuO

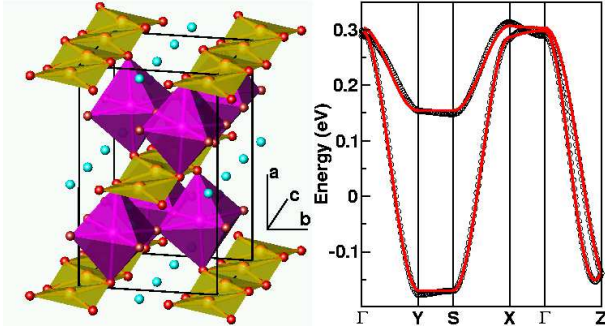


FIG. 1: (Color online) Crystal and electronic structure near the Fermi level $E_F=0$ of $\text{Li}_2\text{ZrCuO}_4$. Left: Crystal structure, Cu^{2+} - large orange \circ , Zr^{4+} - light magenta \circ inside the magenta corner-shared ZrO_6 octahedra, red \circ - O^{2-} , and light blue \circ - Li^+ (Li (split) positions near Zr are omitted for clarity); the nonplanar edge-shared CuO_2 chains (olive-green). Right: LDA-FPLO band structure (\circ) and TB fit (red line).

[19]. The reagents were mixed in an agate mortar and fired for a few hours in a Pt boat at 700°C to decarbonate them. Final firing of the pellet was performed at 1050°C for 24 h in a flow of O_2 followed by furnace cooling in O_2 . Phase purity was confirmed by x ray diffraction.

The magnetization of $\text{Li}_2\text{ZrCuO}_4$ measured in a range $2 \leq T \leq 350$ K for 0.1 T by a Quantum Design SQUID magnetometer is shown in Fig. 2. From the observed $T_m^x \approx 7.6$ K one might at first glance expect an AFM spin liquid regime with J_1 or $J_2 \approx 12$ K, if γ is just by chance close to that bond angle where J_1 changes its sign and either $J_1 \gg J_2 > 0$ due to the nonideal chain geometry or vice versa $J_2 \gg |J_1|$. But $\chi^*(T_m)$ is twice as large as the AFM-HM value of 0.1469 ($\chi(T_m)=0.0183$ emu/mole for $g=2$). $1/\chi(T) \propto T + \tilde{\Theta}_{CW}$ reveals a FM Curie-Weiss temperature $\tilde{\Theta}_{CW} = -24$ K using a narrow temperature range near 350 K. Both facts exclude any AFM-HM like scenario. But they point to FM exchange

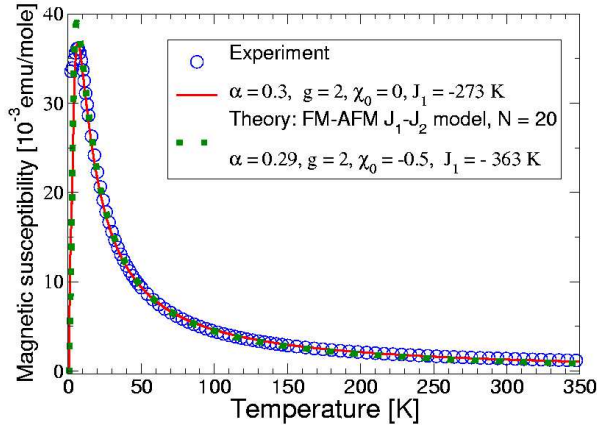


FIG. 2: (Color online). Magnetic susceptibility of $\text{Li}_2\text{ZrCuO}_4$ together with fits by the J_1 - J_2 model for periodic rings.

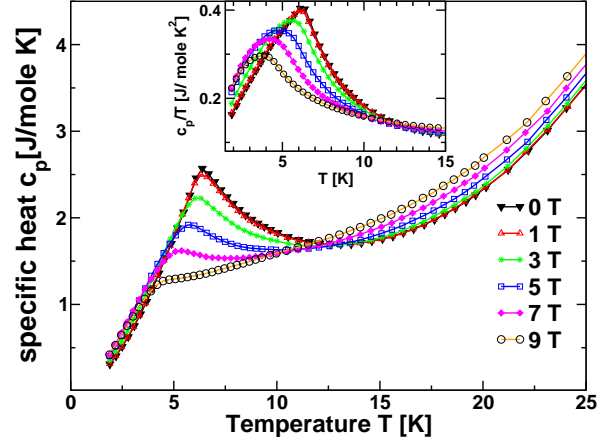


FIG. 3: (Color online) Specific heat c_p of $\text{Li}_2\text{ZrCuO}_4$ vs. T at various external magnetic fields H . Inset: the same for c_p/T .

involved in accord with fits by the J_1 - J_2 model (Fig. 2).

Specific heat down to 0.35 K was measured by Quantum Design Physical Properties Measurements System (see Fig. 3). It shows a relative sharp peak near 6.4 K at $H=0$. Using $c_p \approx c_v$ [20], the observed ratio $T_m^x/T_m^c = 1.17$ differs from 1.33 predicted by the AFM-HM. Note that T_m^c nearly coincides with the T for which $d\chi(T)/dT$ becomes maximal. Hence, it is unclear whether can this peak be attributed either to a c_p anomaly indicating often a magnetic phase transition [21], or to a specific feature of the disordered phase generic for the 1D frustrated J_1 - J_2 HM at $\alpha_c < \alpha < 0.4$. Here c_v exhibits a *two*-peak structure [5, 6, 7]: a sharp peak at low T under consideration and a broad one at high T hidden in the phonon region ($k_B T \sim 0.65 |J_1| \approx 260$ K in the present case). Anyhow, with increasing field T_m^c is downshifted and $c_p(T_m)$ is suppressed but $c_p(T)$ increases rapidly for $T \geq 12$ K, well above a possible phase transition near 6K.

A similar strong H -dependence is found in full diagonalization studies of large rings, where the low- T peak is first downshifted with increasing H and upshifted at higher H (Fig. 4). The strong H -dependencies of both $\Delta c(H) = c(H) - c(0)$ and $-\Delta T_m^c = T_m^c(0) - T_m^c(H) \propto H^2$ already at weak fields $H \leq 9$ T results from the vicinity to α_c [22]. Adding a usual lattice contribution $c_{lat} \propto T^3$ ($\Theta_D = 220$ K) to the calculated spin specific heat within the isotropic J_1 - J_2 HM the data are best described by $\alpha = 0.3$ (Fig. 4). From the low H -crossing point near 12 K we estimate $J_1 \approx 405$ K to ~ 363 K using the $\chi(T)$ data for $\alpha = 0.29$. The low- T peaks extrapolated to $N = \infty$ would be expected near $k_B T_m^c \approx 0.013(0.0115) |J_1|$, respectively, i.e. near 5.3(4.2) K below the observed one at 6.4 K, similarly as the expected $T_m^x \approx 4.5 \pm 1.7$ K is below the observed one near 7.6 K (Figs. 2-4). These observations are in accord with the scenario of a phase transition at 6 K as discussed above. The slightly different results from fitting $\chi(T)$ or $c_p(H, T)$ might be due to

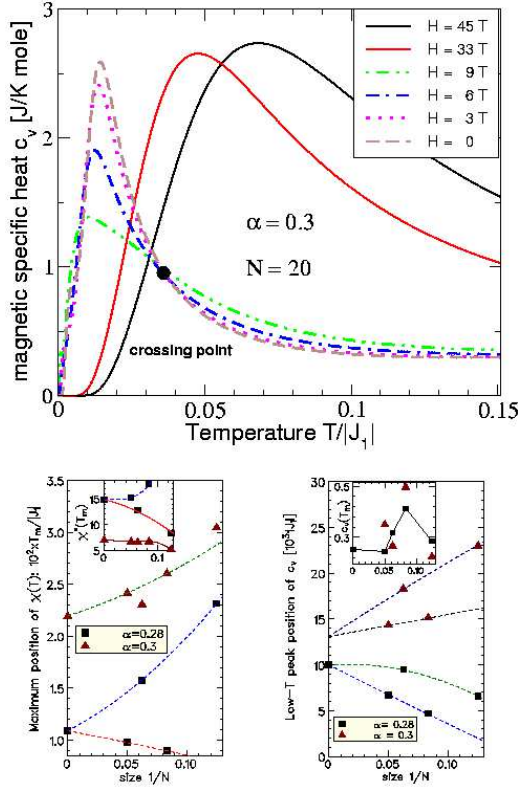


FIG. 4: (Color online) Specific heat c_v vs. temperature in units of $|J_1|$ for various magnetic fields H within the FM-AFM- J_1 - J_2 HM for $\alpha = J_2/J_1 = 0.3$ and a ring with $N=20$ sites (upper row). Finite size effects for the maximum of $\chi(T)$ (left) and the low- T maximum of $c_v(T)$ (right) (lower row). The $N = \infty$ values are taken from TMRG results of Ref. 6.

anisotropies and interchain coupling.

To estimate the interchain coupling, we consider the measured Curie-Weiss temperature $\Theta_{CW} = r\Theta_{CW} = -24$ K, where $1 \geq r(T) \approx 0.25$ is estimated from the calculated $d\chi^{-1}(T)/dT$ taken at the highest available T . Here it is still outside the asymptotical CW-range $k_B T \gg |J_1|$, where $r \rightarrow 1$. The high- T expansion of $\chi(T)$ yields $\Theta_{CW} = 0.25 \sum_i z_i J_i$, i. e.

$$2\tilde{\Theta}_{CW}/r = J_1(1 - \alpha) + J_3 + J_\perp + 2J_{d1} + 2J_{d2} \quad , \quad (3)$$

where the neighbor number $z_i = 2$ for couplings along the c and b -axes and $z_i = 4$ for diagonal interchain exchange ($d1, d2$) within the b, c -plane. From the tight binding (TB) fit of the band dispersion we find similar direct and diagonal interchain transfer integrals $t_\perp \approx t_{d1} \approx t_{d2}$. Setting $J_\perp = J_{d1} = J_{d2}$, we found $|J_1|, J_2 \gg J_\perp \approx 9$ K in accord with the LDA results ($J_\perp \approx 7$ K). Thus, the adopted 1D magnetic approach is a reasonable starting point despite the more 2D electronic structure seen e.g. along the symmetry lines Γ -Y and S-X in Fig. 1.

To get insight into the J -set obtained above, we performed calculations of the electronic and magnetic structure within the local (spin) density approximation

(L(S)DA). In addition, LSDA+ U calculations and exact diagonalizations for an appropriate extended multiband Hubbard model were carried out to take the strong correlation for the Cu $3d$ holes into account. The LDA calculations (Perdew-Wang92 parametrization) were performed using the full-potential local-orbital minimum-basis scheme (FPLO, vers. 5.00-19)[23]. We employed a basis set of Cu($3s3p$):($4s4p3d$), O($2s2p3d$), Zr($4s4p$):($5s5p4d$), and Li($1s$):($2s2p3d$). For the LSDA+ U in the AFM version [24] we used $U_{3d} = 6.5 \pm 1.5$ eV and $J = 1$ eV. Following the approach of analyzing total energy differences for different magnetic superstructures [25], we obtain $J_1 = -151 \pm 35$ K and $J_2 = 35 \pm 12$ K. Using a typical one-band Hubbard $U_{eff} \approx 3.5$ eV as well as t_2 and t_3 from the TB fit of the band at E_F (Fig. 1) results in $J_2 = 46$ K and $J_3 = 6$ K employing $J_i = 4t_i^2/U$. Thus, we arrive close to $\alpha_c = 0.195$ in the present case of $J_3 \neq 0$ (s. Eq. (2)).

Finally, a collection of known T_m^χ/J_2 and $\chi(T_m)$ values from other chain cuprates we derived from their $\chi(T)$ data [9, 10, 11, 12, 26], is shown in Fig. 5 [27]. In particular, it is clear why the large- α chains in SrCuO₂ and LiVCuO₄ are often regarded as AFM-HM archetypes [28]. Only after the discovery of spirals, detailed inelastic neutron scattering studies, and our three component theoretical analysis (HM, Cu-O Hubbard model, LDA) initial assignments for LiVCuO₄ and LiCu₂O₂ were corrected [8, 9, 10, 11]. Similarly, among systems assigned so far as "perfect" realizations of the AFM/FM HM (e.g. [21, 29]) could be further J_1 - J_2 candidates worth to be revisited. Similar plots which accent the FM critical point can be made also for the low- T peak of c_v or $\chi(0)$ (which monotonously increases and diverges finally as $\alpha \rightarrow \alpha_c$)

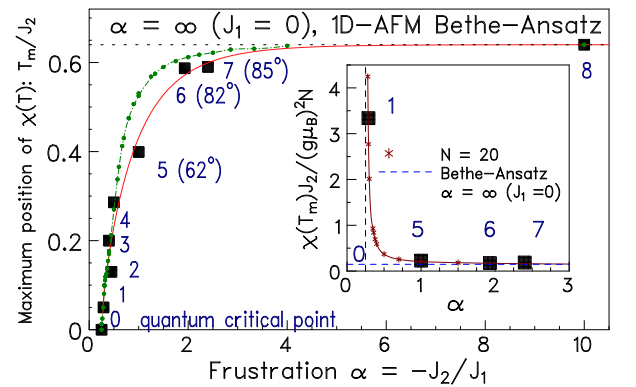


FIG. 5: (Color online) Empirical T_m^χ in units of the fitted J_2 value of the FM-AFM J_1 - J_2 -model for several frustrated chain cuprates (black squares): 0- $\alpha_c = 1/4$, 1- Li₂ZrCuO₄, 2- Pb₂[CuSO₄(OH)₂], 3- Rb₂Cu₂Mo₃O₁₂, 4- Cs₂Cu₂Mo₃O₁₂, 5- LiCu₂O₂, 6- NaCu₂O₂, 7- LiVCuO₄, and 8- SrCuO₂. The measured pitch is given in brackets. The filled green \circ denote the full diagonalization results of the J_1 - J_2 model on rings with $N=20$ sites. Inset: the maximum value of $\chi(T)$.

[30]. We expect that a vanishing $T_m^{\chi(c)}$ and a diverging $\chi(T)$ for $T \rightarrow 0$ in approaching α_c are generic for a FM critical point. It should hold also for models beyond the J_1 - J_2 HM. Further couplings do affect the helical phase in changing e.g. the pitch and α_c (see Eq. (2)).

Comparing $\alpha \sim \alpha_c$ for $\text{Li}_2\text{ZrCuO}_4$ with $\alpha \gg \alpha_c$ we found for other chain cuprates the question arises, what is the microscopic reason for? There are at least two options: (i) an enhanced $|J_1|$ at a standard J_2 value and vice versa (ii) a slightly enhanced $|J_1|$ at a reduced J_2 . Case (i) can be ascribed to enhanced FM contributions to J_1 which arise from the direct exchange K_{pd} or from the Hund's rule coupling at the sharing O ions within a Cu $3d$ O $2p$ extended Hubbard model. Unfortunately, there is no generally accepted K_{pd} value; but it is the most sensitive quantity for the determination of J_1 in edge-shared cuprates [31]. Nevertheless, usually K_{pd} is treated as a fit parameter: The well-studied Li_2CuO_2 can be described with $K_{pd}=50$ meV [32], whereas microscopic calculations for La_2CuO_4 yield 180 meV [33] and a structural analysis of GeCuO_3 was performed adopting $K_{pd}=110$ meV [31]. Within the Cu $3d_{yz}$ O $2p_{y,pz}$ extended Hubbard model for planar $\text{Cu}_n\text{O}_{2n+1}$ open chains ($n \leq 5$), we adopted $K_{pd}=70$ meV. From a direct mapping onto the J_1 - J_2 HM using $\Delta_{py,pz}=-0.5\text{eV}$, $\Delta_{pd}=3.2\text{eV}$ and Li_2CuO_2 -like parameters, we found $J_1=-317$ K, $J_2=90$ K, and $\alpha=0.284$, close to our empirical values. In case (ii) supported by the LSDA+ U results, we arrive also close to α_c . Here J_2 amounts 46 K, only. From a comparison with other cuprates in Fig. 5 more insight will be gained into the nature of the exchange and the FM critical point.

To conclude, we have shown that a growing number of edge-shared chain cuprates form a special family which thermodynamics can be described within the J_1 - J_2 model with FM NN and AFM NNN exchange. Moving from the AFM-HM towards α_c , almost achieved for $\text{Li}_2\text{ZrCuO}_4$, observed monotonic changes can be explained. Only chains near the FM critical point show peculiar physical properties such as the strong H -dependence of c_p in a large T range reported here. Further studies of $\text{Li}_2\text{ZrCuO}_4$ at very low T , under pressure, and in high fields are highly desirable. If the observed c_p -peak is related to magnetic ordering, neutron diffraction below 6 K should reveal a spiral with a pitch below the minimum value of 62° observed so far among edge-shared chain cuprates for LiCu_2O_2 [8]. Inelastic neutron scattering studies might be helpful to refine the exchange integrals, especially with respect to the interchain coupling.

We thank H. Eschrig, D. Dmitriev, V. Krivnov, M. Hase and R. Kuzian, for discussions and N. Wizen for experimental support. Support from grants (DFG, (486 RUS 113/864/0-1, (B), KL 1824/2, (T,K), (M), the Emmy-Noether program (S,R)), GIF(R), CRDF, RU-P1-2599-MO-04, and RFBR 06-02-16088 (V,V)) is acknowledged.

-
- [*] Electronic address: s.l.drechsler@ifw-dresden.de
- [1] D.C. Johnston *et al.*, Phys. Rev. B **61**, 9558 (2000).
- [2] I. Junger *et al.*, *ibid.* **70**, 104419 (2004).
- [3] G. Castilla *et al.*, Phys. Rev. Lett. **75**, 1823 (1995).
- [4] R.W. Bursill *et al.*, J. Phys. Cond. Mat. (1996).
- [5] S. Thanos and P. Moustanis, Physica A **271**, 418 (1999).
- [6] H.T. Lu *et al.*, Phys. Rev. B **74**, 134425 (2006).
- [7] F. Heidrich-Meisner *et al.*, *ibid.*, 020403(R) (2006).
- [8] T. Masuda *et al.*, Phys. Rev. Lett. **94**, 039706 (2005); Phys. Rev. B **72**, 014405 (2005).
- [9] M. Enderle *et al.*, Europhys. Lett. **70**, 237 (2005).
- [10] A.A. Gippius *et al.*, Phys. Rev. B **70**, 020406(R) (2004).
- [11] S.-L. Drechsler *et al.*, Phys. Rev. Lett. **94**, 039705 (2005); J. Magn. Magn. Mat. **290**, 345 (2005).
- [12] S.-L. Drechsler *et al.*, Europhys. Lett. **73**, 83 (2006).
- [13] L. Capogna *et al.*, Phys. Rev. B **71**, 140402(R) (2005).
- [14] K.-Y. Choi *et al.*, *ibid.*, **73**, 094409 (2006).
- [15] M. Hase *et al.*, *ibid.*, **70**, 104426 (2005); J. Appl. Phys. Lett. **97**, 10B303 (2005).
- [16] T. Hamasaki *et al.*, J. Mag. Mag. Mat. (in press). Within a new TMRG-fit for $\chi(T)$ at $T < 50$ K for $\text{Rb}_2\text{Cu}_2\text{Mo}_3\text{O}_{12}$ [15] the authors found $\alpha=0.296$ and a large value of $J_1=-600$ K within the isotropic J_1 - J_2 HM whereas for $\text{Cs}_2\text{Cu}_2\text{Mo}_3\text{O}_{12}$ the model did not fit $\chi(T)$.
- [17] D. Dmitriev *et al.*, Phys. Rev. B **73**, 024402 (2006).
- [18] We use $\text{Li}_2\text{ZrCuO}_4$ instead of $\text{Li}_2\text{CuZrO}_4$ [19] to accent its cuprate (not zirconate) nature.
- [19] C. Dussarrat *et al.*, J. Sol. State Chem. **166**, 311 (2002).
- [20] Here c_v denotes also calculated and c_p measured values.
- [21] For $1 \text{ K} \leq T \leq 4 \text{ K}$ we observed a $c_p \propto T^{1.8}$ -law and a linear law for $0.35 \text{ K} \leq T \leq 1 \text{ K}$. Its relative large Sommerfeld constant $\gamma \approx 90 \text{ mJ}/(\text{moleK}^2)$ is noteworthy. The exponent 1.8 of the former range, being in between a 3D FM (3/2) and a quasi-2D Néel (2) state, resembles those of quasi-1D FM Cu-peptides (1.73 and 1.84) [29].
- [22] In other chain cuprates with comparable or even smaller J -values but with $\alpha \sim 1$, considerably higher fields $H \sim 20$ -30 T are predicted to affect c_v in the para phase (aside from special effects caused by anisotropic terms in \mathcal{H}).
- [23] K. Koepf *et al.*, Phys. Rev. B **59**, 1743 (1999).
- [24] M.T. Czyzyk, *et al.*, *ibid.* **49**, 14211 (1994).
- [25] U. Nitzsche *et al.*, Physica C (in press) (2007).
- [26] G. Baran *et al.*, phys. stat. sol. (c) **3**, 220 (2006).
- [27] For $\alpha=0.5$ and $N = 20$ $\chi(T)$ shows two maxima. In the plot the upper broad one is shown. The roughly estimated points 3 and 4 follow from Eq. (3) using the J_1 , T_m^{χ} , $\tilde{\Theta}_{CW}$ reported [15], $r=0.5(0.9)$, and adopting $J_{\perp}/J_1 = \mp 0.2$ as well as $z_i = 1$ for the interchain interaction. However, with respect to mentioned uncertainties for $\text{Rb}(\text{Cs})_2\text{Cu}_2\text{Mo}_3\text{O}_{12}$ they should be regarded as rough estimates.
- [28] A.N. Vasil'ev *et al.*, Phys. Rev. B **64** 024419 (2001).
- [29] E. Chagas *et al.*, J. Phys. Chem. B **110** 8052 (2006).
- [30] At α_c the divergency of $\chi(T)$ at $T \rightarrow 0$ is certainly weaker than for pure FM chains.
- [31] M. Braden *et al.*, Phys. Rev. B **54**, 1105 (1996).
- [32] Y. Mizuno *et al.*, *ibid.* **57**, 5326 (1998).
- [33] M.S. Hybertsen *et al.*, *ibid.* **41**, 11068 (1990).