

Counting solutions for the CDMA multiuser MAP demodulator

J.P.L. Hatchett^y and Jun-ichi Inoue^z^yHymans Robertson LLP, One London Wall, London EC2Y 5EA, UK^zComplex Systems Engineering, Graduate School of Information Science and Technology, Hokkaido University, N14-W 9, Kita-ku, Sapporo, 060-0814, Japan

(Received May 26, 2019)

We evaluate the average number of locally minimal solutions for maximum-a-posteriori (MAP) demodulation in code-division multiple-access (CDMA) systems. For this purpose, we use a sophisticated method to investigate the ground state properties for the Sherrington-Kirkpatrick-type (i.e. fully connected) spin glasses established by Tanaka and Edwards in 1980. We derive the number of locally minimal solutions as a function of several parameters which specify the CDMA multiuser MAP demodulator. We also calculate the distribution function of the energies for the locally minimum states. We find that for a small number of chip intervals (or equivalently a large number of users) and large noise level at the base station, the number of local minimum solutions becomes larger than that of the SK model. This provides us with useful information about the computational complexity of the MAP demodulator.

KEYWORDS: CDMA, Statistical Mechanics, Spin Glasses, Metastable States, Bayesian Statistics, Tanaka-Edwards Theory

1. Introduction

Recently, statistical mechanical analysis has revealed many important aspects of probabilistic information processing.¹ Among them, many studies addressing the code-division multiple-access (CDMA) communication problem succeeded not only in investigating the statistical properties of demodulators^{2,3} but also constructing iterative algorithms based on so-called belief propagation^{4,5} and examining the dynamics of decoding algorithms.^{6,7} Within the framework of Bayesian inference, marginal-posterior-mode (MPM) demodulation provides the best possible performance in the sense that its bit-error rate is minimized under a specific condition, namely, the so-called Nishimori condition.^{2,3} However, it is also possible for us to choose another strategy, that is, the maximum-a-posteriori (MAP) demodulator, in order to estimate the original information bit for each user from the received signals at the base station. The MAP demodulator attempts to achieve the maximum in the posterior distribution of the sent bits. In practice this means that we choose as our estimate of the original information bits the ground state of the Hamiltonian, which is defined by minus the logarithm of the

E-mail address : Jon.Hatchett@hymans.co.uk

posterior distribution. Therefore, it is quite important for us to be able to evaluate how many local minimum (metastable) solutions exist around the ground state, as when we attempt to minimize the Hamiltonian to obtain the ground state many local search algorithms will get trapped in these metastable states. For this kind of problem, Tanaka and Edwards⁸ established a general theory to count the number of locally minimum energy states for the model class of the Sherrington-Kirkpatrick spin glasses.⁹ They showed that the average number of the local minimum states scales (to leading order in N) as $e^{0.19923N} = 2^{0.28743N}$ for the SK-type long-range mean-field model. As there exists a close relationship between the CDMA multiuser demodulator and the Hopfield model with extensive number of patterns, which is itself strongly disordered in a similar way to the SK model, their method appeared to be useful for us to investigate the ground state properties of the CDMA multiuser MAP demodulator. With the assistance of the Tanaka-Edwards theory, in this paper, we evaluate the number of the locally minimum energy solutions for CDMA multiuser MAP demodulation problems. We also calculate the distribution of the energies of the local minimum states and discuss how often we obtain the deep local minimum energy level of the solution for a given parameter set, namely, the number of users and the noise level at the base station.

This paper is organized as follows. In the next section, following the scheme of Tanaka,^{2,3} we introduce a model system for the CDMA multiuser demodulator. The MAP demodulator is formulated in the context of Bayesian statistics. Then, the energy function to be minimized is introduced naturally. In the same section, we define the local minimum solution of the MAP demodulator as a fixed point of the zero-temperature dynamics of the CDMA multiuser demodulation problem. In section 3, we evaluate the number of local minimum solutions for the MAP demodulator by using Tanaka-Edwards theory.⁸ In the following section, we calculate the distribution of the local minimum energies and make it clear how often the deep locally minimum state appears for a given number of users and noise level at the base station. It is well-known that the Tanaka-Edwards theory is based on the annealed calculation for the average of the macroscopic quantities of the system. Therefore, it cannot take into account the effect of the quenched disorder correctly. In order to evaluate the number of local minimum states in the proper way in section 5 we attempt to recalculate the number of the locally minimum solutions for the MAP demodulator modeling it as a quenched system with assistance of the replica method. Then, we compare the result of the annealed calculation with that calculated by the replica method. The last section is devoted to a summary of our results.

2. Bayesian inference for a model CDMA system

We consider the direct-sequence binary phase-shift-keying (DS/BPSK) CDMA code where we have K users, $s_1^0; \dots; s_K^0$ which use a spreading code $b_K^1; \dots; b_K^N$, where we define $N = K$.

The received signal is given by

$$y = \frac{1}{\sqrt{K}} \sum_{k=1}^K b_k s_k^0 + \eta; \quad (1)$$

where $\eta \sim \mathcal{N}(0, 1)$ is Gaussian noise and the label b_k takes the values $b_k = \pm 1$; $k=1, \dots, N$. The CDMA demodulation problem is to estimate the original information for each user $s_1^0; \dots; s_K^0$ given that the output y^t and the spreading code for each user $b_k^1; \dots; b_k^N$ is known. We model the spreading code sequences b_k as sequences of independent identically distributed binary random variables with $\text{Prob}[b_i = \pm 1] = 1/2$.

For this problem, we introduce a model of the system (1):

$$y = \frac{1}{\sqrt{K}} \sum_{k=1}^K b_k s_k + \eta; \quad (2)$$

where $s_1; \dots; s_K$ are estimates of the corresponding original information bit $s_1^0; \dots; s_K^0$ for each user and η is a model of the noise at the base station which follows a Gaussian distribution with variance $\sigma^2 = 1$.

Within the context of Bayesian statistics, we consider the posterior distribution which is given by

$$\begin{aligned} P(s_k; y; b_k) &= \frac{1}{2} \exp \left[-\frac{1}{2} \sum_{k=1}^K (y - \frac{1}{\sqrt{K}} \sum_{k=1}^K b_k s_k)^2 \right] \\ &= \frac{1}{2} \exp \left[-\frac{1}{2} \sum_{k=1}^K (y - \frac{1}{\sqrt{K}} \sum_{k=1}^K b_k s_k)^2 \right] \quad (3) \end{aligned}$$

Using these definitions we are working with a system which has an effective Hamiltonian given by

$$H(s) = \frac{1}{2} \sum_{i,j} J_{ij} s_i s_j + \sum_i f_i s_i \quad (4)$$

$$J_{ij} = \frac{1}{K} \sum_{k=1}^K b_i b_j, \quad f_k = \frac{1}{K} \sum_{k=1}^K y b_k; \quad (5)$$

which is constructed so that maximizing the posterior distribution corresponds to minimizing this Hamiltonian (4). The Hamiltonian gives rise to local fields acting on each spin s_k

$$h_k(s) = f_k + \sum_{j \neq k} J_{kj} s_j \quad (6)$$

so that the zero temperature dynamics, which attempts to find the maximum-a-posteriori (MAP) demodulator solution, is given via

$$s_k = \text{sgn}(h_k(s)); \quad (7)$$

Additionally, this means that a given state s is a stable fixed point of the dynamics if, and only if, $h_k(s) = b_k s_k$; $k=1, \dots, K$. We would like to comment that the above estimate becomes the

so-called conventional demodulator (CD) if we neglect the second term of the right hand side of equation (6) (i.e. we ignore the interactions between different bits in the received message).

The dynamics (7) actually minimizes the Hamiltonian (4) (i.e. finds its global minimum) if there is no local minimum in the energy landscape. However, due to the quenched disorder f_k in (4), which manifests itself in the interactions J_{ij} and fields f_k , there exists many local minima and the dynamics (7) may well become trapped in one of the locally minimum states. Therefore, it is quite important for us to evaluate how many locally minimum states exist around the globally minimum state. Obviously, the number of solutions depends on the number of users K and the noise level at the base station s_0 . Our main goal in this study is to make this point clear in a quantitative manner.

3. The average number of local minimum states : annealed calculation

In this section, following the method developed by Tanaka and Edwards,⁸ we calculate the number of solutions to the dynamical equations (7), which are attempting to construct the MAP demodulator. We first define the local energy ϵ_i by

$$\epsilon_i = -\sum_{j \in i} J_{ij} s_j - s_i \sum_{j \in i} J_{ij} s_j \quad (8)$$

Then, the energy difference due to the bit flip $s_i \rightarrow -s_i$ is given by

$$\Delta \epsilon_i = 2s_i \left(f_i + \sum_{j \in i} J_{ij} s_j \right) \quad (9)$$

If we define the parameter ϵ_i in terms of the local field $h_i(s)$ via

$$h_i(s) = f_i + \sum_{j \in i} J_{ij} s_j = \epsilon_i s_i \quad (10)$$

then the condition for the solution s to be one of the locally minimum states is given as $\epsilon_i > 0$ 8i, namely,

$$\epsilon_i = 2s_i \epsilon_i s_i = 2 \epsilon_i > 0 \quad (11)$$

Therefore, we can calculate the average number of locally minimum states, hg_0 , through

$$hg_0 = \frac{1}{2^K} \sum_{\{s\}} \prod_{i=1}^N \left(\sum_{s_i = \pm 1} \exp \left(\sum_{j \in i} J_{ij} s_j s_i \right) \right) = \frac{1}{2^K} \sum_{\{s\}} \prod_{i=1}^N \exp \left(\sum_{j \in i} J_{ij} s_j s_i \right) \quad (12)$$

The f_k are defined in terms of y , the measure of which is given by the probability measure

$$Z(y) = \int \prod_{k=1}^K ds_k \exp \left(\sum_{k=1}^K y_k s_k \right) = \int \prod_{k=1}^K ds_k \exp \left(\sum_{k=1}^K b_k s_k \right) \quad (13)$$

Thus we may write the average number of fixed points of the dynamics (7) as

$$\langle n_0 \rangle = \frac{1}{2^K} \int_{\mathcal{S}^0} \prod_{i=1}^N d\mathbf{x}_i \exp \left[-\frac{1}{2} \sum_{i,j=1}^N \mathbf{x}_i^T \mathbf{y}_{ij} \mathbf{x}_j \right] \prod_{k=1}^K b_k s_k^0 \quad (14)$$

under the assumption that the system is well-approximated as an annealed system. By using the saddle point method in the limit of $K \rightarrow \infty$, the average $\langle n_0 \rangle$ under the annealed approximation is given by

$$\begin{aligned} \langle n_0 \rangle &= \int \frac{d\mathbf{t} d\mathbf{u} d\mathbf{w} d\mathbf{q}}{(2\pi)^{4K}} e^{K(\mathbf{t} \cdot \mathbf{u} + \mathbf{w} \cdot \mathbf{q} - \frac{1}{2} \log u [1 + 2s(1-q)] + s(1+t-w)^2} \\ &\quad + \log \cosh(q) + \frac{1}{2} e^{q \operatorname{Erf} \left(\frac{\mathbf{t} + \mathbf{w}}{2\sqrt{u}} \right)} + e^{q \operatorname{Erf} \left(\frac{\mathbf{t} - \mathbf{w}}{2\sqrt{u}} \right)} + \frac{1}{2} \log s \end{aligned} \quad (15)$$

The details of the derivation is shown in Appendix A.

We now have to vary this saddle point surface to find its extremum. The definition we have used for the error function is $\operatorname{Erf}(z) = \frac{2}{\sqrt{\pi}} \int_0^z dt e^{-t^2}$ so that

$$\frac{d}{dz} \operatorname{Erf}(z) = \frac{2}{\sqrt{\pi}} e^{-z^2} \quad (16)$$

Varying with respect to the true parameters gives

$$\mathbf{t} = \frac{s(1+t-w)}{u[1+2s(1-q)] + s(1+t-w)^2} \quad (17a)$$

$$\mathbf{w} = -\mathbf{t} \quad (17b)$$

$$\mathbf{u} = \frac{1}{2u[1+2s(1-q)] + s(1+t-w)^2} \quad (17c)$$

$$\mathbf{q} = \frac{u s}{u[1+2s(1-q)] + s(1+t-w)^2} \quad (17d)$$

while varying the conjugate parameters leads to

$$q = \frac{\frac{1}{2} e^{q \operatorname{Erf} \left(\frac{\mathbf{t} + \mathbf{w}}{2\sqrt{u}} \right)} - \frac{q \operatorname{Erf} \left(\frac{\mathbf{t} + \mathbf{w}}{2\sqrt{u}} \right)}{2\sqrt{u}} \sinh(q)}{\cosh(q) + \frac{1}{2} e^{q \operatorname{Erf} \left(\frac{\mathbf{t} + \mathbf{w}}{2\sqrt{u}} \right)} + e^{q \operatorname{Erf} \left(\frac{\mathbf{t} - \mathbf{w}}{2\sqrt{u}} \right)}} \quad (18a)$$

$$t = \frac{\frac{1}{2\sqrt{u}} e^{q \left[\frac{\mathbf{t} + \mathbf{w}}{2\sqrt{u}} \right]^2} + e^{q \left[\frac{\mathbf{t} - \mathbf{w}}{2\sqrt{u}} \right]^2}}{\cosh(q) + \frac{1}{2} e^{q \operatorname{Erf} \left(\frac{\mathbf{t} + \mathbf{w}}{2\sqrt{u}} \right)} + e^{q \operatorname{Erf} \left(\frac{\mathbf{t} - \mathbf{w}}{2\sqrt{u}} \right)}} \quad (18b)$$

$$w = \frac{\frac{1}{2\sqrt{u}} e^{q \left[\frac{\mathbf{t} - \mathbf{w}}{2\sqrt{u}} \right]^2} - e^{q \left[\frac{\mathbf{t} + \mathbf{w}}{2\sqrt{u}} \right]^2}}{\cosh(q) + \frac{1}{2} e^{q \operatorname{Erf} \left(\frac{\mathbf{t} + \mathbf{w}}{2\sqrt{u}} \right)} + e^{q \operatorname{Erf} \left(\frac{\mathbf{t} - \mathbf{w}}{2\sqrt{u}} \right)}} \quad (18c)$$

$$u = \frac{\frac{1}{4p-\hat{u}^3} \left(\left(\hat{f} - \hat{w} \right) e^{q \left[-\frac{\hat{f}-\hat{w}}{2\hat{u}} \right]^2} + \left(\hat{f} + \hat{w} \right) e^{q \left[-\frac{\hat{f}+\hat{w}}{2\hat{u}} \right]^2} \right)}{\cosh(\hat{q}) + \frac{1}{2} e^{q \operatorname{Erf} \left[-\frac{\hat{f}-\hat{w}}{2\hat{u}} \right]} + e^{q \operatorname{Erf} \left[-\frac{\hat{f}+\hat{w}}{2\hat{u}} \right]}} \quad (18d)$$

We see that we can reduce the complexity slightly by introducing $s = \hat{t} - \hat{w}$ and $\hat{s} = \hat{f} - \hat{w}$ and then eliminate $\hat{f}; \hat{w}; \hat{t}; \hat{w}$ in favour of $s; \hat{s}$. This gives us the (slightly reduced) saddle point surface as

$$\begin{aligned} &= \hat{s}s + \hat{u}u + \hat{q}q - \frac{1}{2} \log u [1 + 2s(1-q)] + s(1+s)^2 \\ &\quad + \log \cosh(\hat{q}) + \frac{1}{2} e^{q \operatorname{Erf} \left[-\frac{s}{2\hat{u}} \right]} + e^{q \operatorname{Erf} \left[-\frac{s}{2\hat{u}} \right]} + \frac{1}{2} \log s \end{aligned}$$

and the saddle point equations as :

$$\hat{s} = \frac{s(1+s)}{u[1 + 2s(1-q)] + s(1+s)^2} \quad (19a)$$

$$\hat{u} = \frac{1}{2u[1 + 2s(1-q)] + s(1+s)^2} \quad (19b)$$

$$\hat{q} = \frac{u s}{u[1 + 2s(1-q)] + s(1+s)^2} \quad (19c)$$

$$q = \frac{\frac{1}{2} e^{q \operatorname{Erf} \left[-\frac{s}{2\hat{u}} \right]} + e^{q \operatorname{Erf} \left[-\frac{s}{2\hat{u}} \right]} \sinh(\hat{q})}{\cosh(\hat{q}) + \frac{1}{2} e^{q \operatorname{Erf} \left[-\frac{s}{2\hat{u}} \right]} + e^{q \operatorname{Erf} \left[-\frac{s}{2\hat{u}} \right]}} \quad (19d)$$

$$s = \frac{\frac{1}{4p-\hat{u}^3} e^{q \left[-\frac{s}{2\hat{u}} \right]^2}}{\cosh(\hat{q}) + \frac{1}{2} e^{q \operatorname{Erf} \left[-\frac{s}{2\hat{u}} \right]} + e^{q \operatorname{Erf} \left[-\frac{s}{2\hat{u}} \right]}} \quad (19e)$$

$$u = \frac{\frac{1}{4p-\hat{u}^3} e^{q \left[-\frac{s}{2\hat{u}} \right]^2} + (2\hat{s}) e^{q \left[-\frac{s}{2\hat{u}} \right]^2}}{\cosh(\hat{q}) + \frac{1}{2} e^{q \operatorname{Erf} \left[-\frac{s}{2\hat{u}} \right]} + e^{q \operatorname{Erf} \left[-\frac{s}{2\hat{u}} \right]}} \quad (19f)$$

We solve the equations (19a)-(19f) for given values of the parameters ($s; \hat{s}$). In Fig. 1, we plot the logarithm of the function at the saddle point ($\hat{s}; \hat{u}; \hat{q}; q; s; u$). From this figure, we find that the number of solutions for the zero-temperature dynamics (7) is larger than that of the SK model ($\beta_{SK} \rightarrow 0$; 19923) for large numbers of users and small values of the Gaussian noise. As the number of users $K = N =$ decreases (β increases), the saddle point surface tends to zero so the number of local minimum solutions rapidly decreases and at some critical value β_c , the number of solutions becomes less than exponential order. From the view point of the MAP demodulator, this result means that the algorithm based on gradient descent has relatively a much higher chance to obtain the MAP estimate as a ground state of the Hamiltonian if the number of users is not too great ($\beta \rightarrow \beta_c$). Even if we are trapped in one of the local minima, it might be easy for us to modify the gradient descent algorithm to escape from it by using the simulated annealing method. Therefore, the result we obtained

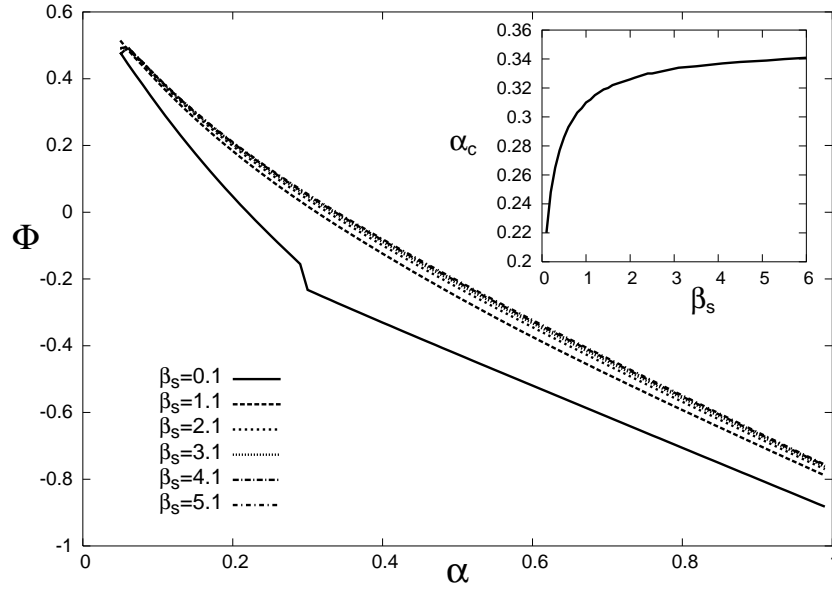


Fig. 1. The logarithm of the number of solution as a function of α for several values of β_s . The inset is β_s -dependence of the critical value of α at which Φ becomes zero.

here might provide useful information about the computational complexity which could help in obtaining the solution for the CDMA multiuser MAP demodulator.

We also should notice that the anomalous discontinuity of the Φ -curve for $\beta_s = 0.1$ corresponds to the spinodal for the optimal MAP demodulation. These demodulation problems have two locally stable solution for α with large and small overlap at the fixed point of the dynamics (7). This was observed in the behavior of the bit-error rate for the same range of the parameters.

From Fig. 1, we also see that the number of locally minimum solutions decreases as the parameter β_s decreases. At a first glance, this seems to be rather counter-intuitive because β_s is the inverse of the variance of the Gaussian noise which is defined by (13). However, it might be possible for us to show that this fact can be naturally understood. We should notice that the Hamiltonian (4) can be rewritten as

$$H(s) = \frac{1}{2} \sum_{ij} s_i J_{ij} s_j + \sum_i h_i s_i \quad (20)$$

where h_i is defined by

$$h_i = \frac{1}{K} \sum_{k=1}^N \sum_{l=1}^K b_k b_l s_k^0 + \frac{\beta_s}{K} \sum_{l=1}^N b_l : \quad (21)$$

and where b_i is a Gaussian variable with zero mean and unit variance. The random field h_i appearing in the above Hamiltonian (20) has zero mean and the variance $\overline{h_i^2} = (1 + \beta_s^2)$. Obviously, if $\beta_s \gg 1$, the second term of (20) becomes dominant. Therefore, the best way to minimize the Hamiltonian $H(s)$ is to minimize the second term of the Hamiltonian (20).

In other words, making each bit s_i in the same direction as the random field h_i is the best possible strategy to minimize the Hamiltonian. As the result, the frustration, which mainly comes from the first term of the Hamiltonian, is weakened. This is a reason why the number of locally stable solutions decreases as the parameter s decreases.

4. Distribution of the local minimum energies

Our next problem is to calculate the distribution of the energies of these local minimum states. The energy ϵ_0 is given by

$$0 = \frac{1}{2} \sum_{i=1}^N y_i - \frac{1}{K} \sum_{i=1}^K b_i s_i : \quad (22)$$

Then, the distribution of local energies is given by

$$N_{(0)} = \frac{1}{4} \sum_{i=1}^N \frac{d_i}{g_0(f_{b_i}; z, g)} \otimes_{f_i} \sum_{j \in i} J_{ij} s_j \quad \text{with } A_{ij} = \frac{1}{4} \sum_{k=1}^N \frac{d_k}{g_0(f_{b_k}; z, g)} \otimes_{f_k} J_{ik} s_k$$

This is rather challenging to calculate directly, so we assume rather that $g_0(\mathbf{f}_{b_1}; z, g)$ is self-averaging (following Tanaka-Edwards), or at least a slowly varying function of the disorder and make the annealed approximation for this variable. We then look at $P(\cdot) = \lim_{g \rightarrow 0} P_g(\cdot)$.

$$P\left(0\right)=\frac{\left(\sum_{i=1}^n\frac{1}{s_i}\right)^2}{\sum_{i=1}^n\frac{1}{s_i^2}}=\frac{\left(\sum_{i=1}^n\frac{1}{s_i}\right)^2}{\sum_{i=1}^n\frac{1}{s_i^2}}$$

Now we can write the delta function constraining the energy in Fourier representation as

$$\frac{1}{2} \sum_{i=1}^N x_i y_i - \frac{1}{K} \sum_{i=1}^N b_i s_i = \frac{\hat{d}_0}{2} e^{i\theta_0} - \frac{i\omega}{2} \sum_{n=1}^N \left(y_n - \frac{1}{K} \sum_{i=1}^N b_i s_i \right)^2 \quad (23)$$

Then the calculation proceeds much as the previous one did, leading to a saddle point surface given by :

$$\begin{aligned} \text{hg}_0 \text{i} = & \frac{s}{2} \int^{\frac{N}{2}} \frac{d\text{t}d\hat{\text{t}}}{2} \frac{d\text{u}d\hat{\text{u}}}{2} \frac{d\text{w}d\hat{\text{w}}}{2} \frac{d\text{q}d\hat{\text{q}}}{2} \frac{d\hat{\gamma}_0}{2} e^{i\text{K}(\hat{\text{t}}\text{t} + \hat{\text{u}}\text{u} + \hat{\text{w}}\text{w} + \hat{\text{q}}\text{q}) + i\hat{\gamma}_0 \text{ }_0} \\ & \exp \left[-\text{K} \log \int^{\text{Z}} \frac{d\text{v}d\hat{\text{v}}}{2} \frac{d\text{v}^0d\hat{\text{v}}^0}{2} e^{-\frac{s}{2}(\text{v} - \text{v}^0)^2 + i(\hat{\text{v}}^0\text{v}^0 + \hat{\text{v}}\text{v})} - \frac{1}{2}\hat{\text{v}}^2 - \frac{1}{2}(\hat{\text{v}}^0)^2 - \text{q}\hat{\text{v}}\hat{\text{v}}^0 - \frac{\text{u}}{2}(\text{v} - \text{y})^2 \right] \\ & e^{i\hat{\text{t}}\hat{\text{v}}(\text{v} - \text{y}) - \text{w}\hat{\text{v}}^0(\text{v} - \text{y}) - \frac{i\hat{\gamma}_0}{2}(\text{y} - \text{v})^2} \end{aligned}$$

$$\exp \left[K \log \frac{1}{2} \sum_{s,j} \int_0^1 d\tau \int_0^1 d\tau' \frac{d}{d\tau} e^{i(\dots)} \right]$$

From here we rotate $\hat{\gamma}_0$ to $i\hat{\gamma}_0$ and then rescale γ_0 to $\gamma_0 = K$. It is relatively straightforward to read off the final result:

$$P(\gamma_0) = \frac{1}{2^K} \int \frac{d\tau d\hat{\tau}}{2^K} \frac{d\omega d\hat{\omega}}{2^K} \frac{d\eta d\hat{\eta}}{2^K} \frac{d\gamma_0}{2} e^{K \left(\dots \right)}$$

$$= \frac{\hat{\tau} + \hat{\tau}u + \hat{\omega}\omega + \hat{\eta}\eta + \gamma_0}{2} \log \left((u + \gamma_0) [1 + 2s(1 - q)] + s(1 + \tau - \omega)^2 \right)$$

$$+ \log \cosh(\hat{q}) + \frac{1}{2} e^{q \operatorname{Erf} \left(\frac{\hat{\tau}}{2\sqrt{\hat{u}}} \right)} + e^{q \operatorname{Erf} \left(\frac{\hat{\tau} + \hat{\omega}}{2\sqrt{\hat{u}}} \right)} + \frac{1}{2} \log s$$

From the following equations we see that the saddle point equations will be very similar to those we obtained for the calculation of the number of solutions $\exp[N]$ only now with $u \rightarrow u + \gamma_0$. Varying wrt γ_0 leads to the conclusion that we must have $\gamma_0 = \hat{u}$. This has to be done numerically, but we find in scaling form, as one would expect, $N(\gamma_0) = [n(\gamma_0)]^K$.

We can make the same substitutions as before with s and \hat{s} to find

$$= \frac{\hat{s}s + \hat{\tau}u + \hat{\eta}\eta + \gamma_0}{2} \log \left((u + \gamma_0) [1 + 2s(1 - q)] + s(1 + s)^2 \right)$$

$$+ \log \cosh(\hat{q}) + \frac{1}{2} e^{q \operatorname{Erf} \left(\frac{\hat{\tau}}{2\sqrt{\hat{u}}} \right)} + e^{q \operatorname{Erf} \left(\frac{\hat{\tau} + \hat{\omega}}{2\sqrt{\hat{u}}} \right)} + \frac{1}{2} \log s:$$

Thus, the saddle point equations are given by

$$\gamma_0 = \frac{1}{2} \frac{[1 + 2s(1 - q)]}{(u + \gamma_0) [1 + 2s(1 - q)] + s(1 + s)^2} \quad (24a)$$

$$\hat{s} = \frac{s(1 + s)}{(u + \gamma_0) [1 + 2s(1 - q)] + s(1 + s)^2} \quad (24b)$$

$$\hat{u} = \frac{1}{2} \frac{[1 + 2s(1 - q)]}{(u + \gamma_0) [1 + 2s(1 - q)] + s(1 + s)^2} = \gamma_0 \quad (24c)$$

$$\hat{q} = \frac{s(u + \gamma_0)}{(u + \gamma_0) [1 + 2s(1 - q)] + s(1 + s)^2} \quad (24d)$$

$$q = \frac{\frac{1}{2} e^{q \operatorname{Erf} \left(\frac{\hat{\tau}}{2\sqrt{\hat{u}}} \right)} + e^{q \operatorname{Erf} \left(\frac{\hat{\tau} + \hat{\omega}}{2\sqrt{\hat{u}}} \right)} \sinh(\hat{q})}{\cosh(\hat{q}) + \frac{1}{2} e^{q \operatorname{Erf} \left(\frac{\hat{\tau}}{2\sqrt{\hat{u}}} \right)} + e^{q \operatorname{Erf} \left(\frac{\hat{\tau} + \hat{\omega}}{2\sqrt{\hat{u}}} \right)}} \quad (24e)$$

$$s = \frac{\frac{1}{4} e^{\frac{1}{2} q \left[\frac{\hat{\tau}}{2\sqrt{\hat{u}}} \right]^2} + \frac{1}{2} e^{q \left[\frac{\hat{\tau} + \hat{\omega}}{2\sqrt{\hat{u}}} \right]^2}}{\cosh(\hat{q}) + \frac{1}{2} e^{q \operatorname{Erf} \left(\frac{\hat{\tau}}{2\sqrt{\hat{u}}} \right)} + e^{q \operatorname{Erf} \left(\frac{\hat{\tau} + \hat{\omega}}{2\sqrt{\hat{u}}} \right)}} \quad (24f)$$

$$u = \frac{\frac{1}{4} e^{\frac{1}{2} q \left[\frac{\hat{\tau}}{2\sqrt{\hat{u}}} \right]^2} + (2\hat{s}) e^{q \left[\frac{\hat{\tau} + \hat{\omega}}{2\sqrt{\hat{u}}} \right]^2}}{\cosh(\hat{q}) + \frac{1}{2} e^{q \operatorname{Erf} \left(\frac{\hat{\tau}}{2\sqrt{\hat{u}}} \right)} + e^{q \operatorname{Erf} \left(\frac{\hat{\tau} + \hat{\omega}}{2\sqrt{\hat{u}}} \right)}} \quad (24g)$$

In order to solve these saddle point equations, we evaluate the fixed points for a given value of γ_0 , then calculate the value of γ_0 , and finally read off the value of $n(\gamma_0)$ and then change γ_0 and repeat. This is more straightforward than trying to find the correct γ_0 for a given γ_0 . Finally,

the distribution of the locally minimum states $N(\epsilon_0) \propto \exp[K(\epsilon_0)] = [n(\epsilon_0)]^K$ where $\log n(\epsilon_0) = \frac{1}{K} \log N(\epsilon_0)$. Thus, for the solution of the saddle point equations (24a)–(24g), the distribution we seek to obtain is given by

$$\log n(\epsilon_0) = \hat{\epsilon}_0 - \frac{1}{2} \log(u + \hat{\epsilon}_0)[1 + 2s(1 - q)] + s(1 + s)^2 + \frac{1}{2} \log u[1 + 2s(1 - q)] + s(1 + s)^2 : \quad (25)$$

where the variables on the RHS obviously take their saddle point values. In Fig. 2, we plot

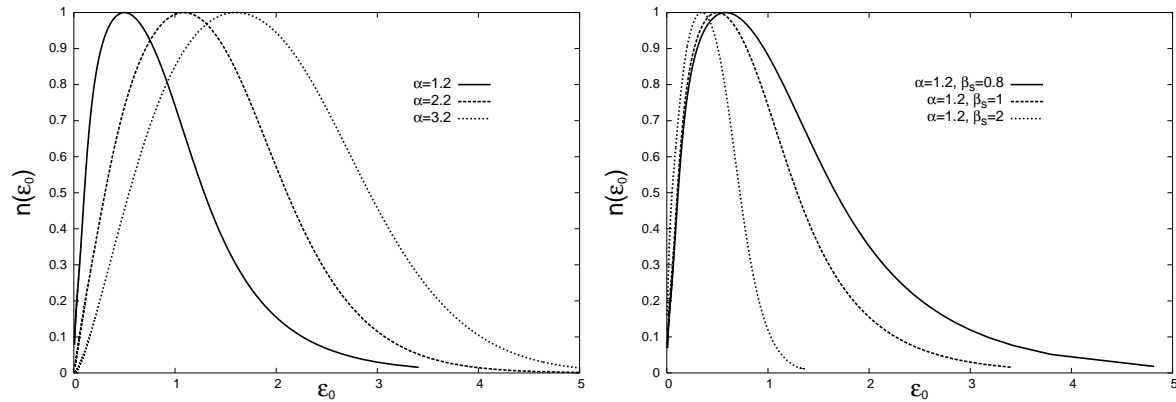


Fig. 2. The distribution of the minimum energy states. In the right panel, the variance of the Gaussian noise s is fixed to 1.0 and we vary α as 1.2; 2.2 and 3.2. The right panel is obtained by setting $\alpha = 1.2$ and varying s as 2; 1 and 0.8.

the distribution $n(\epsilon_0)$. From the left panel of this figure, we find that the probability for deep energy state $\epsilon_0 \approx 1$ is independent of the number of users N , however, relatively higher energy states appear much more frequently as the number of users increases (α decreases). On the other hand, the right panel tells us that the deep energy states frequently appear in the case of large variance s^{-1} of the Gaussian. The reason why the deep energy states frequently appear as the variance of the Gaussian noise s^{-1} increases is the same reason as we explained for the s -dependence of the locally minimum solutions. For large value of s^{-1} , some of the bits b_i take their direction so as to take the same sign as that of the local field h_i whose strength is estimated as $(1 + s^{-1})$. As a result, such a bit becomes free from frustration effects and hence, the deep energy state appears more frequently. However, if s^{-1} decreases, the effect of the random field term $\sum_i h_i b_i$ is weakened and the frustration has more effect on some of the bits. Therefore, the s^{-1} -dependence of the distribution shown in the right panel of Fig. 2 is clearly understood, although we should note that of course this does not necessarily mean that a better decoding result is possible at higher noise levels, just that lower energy solutions are more accessible..

5. Beyond the annealed approach

Since hg_0 is clear that an exact solution requires calculation of hg_0 . This will, unfortunately, require more technology and a more involved calculation as we will have to introduce replica theory.¹ In some ways the previous sections can be viewed as an introductory calculation. Now,

$$g_0(\mathbf{f}_i; \mathbf{z}, \mathbf{g}) = \frac{1}{N} \sum_{\mathbf{s}} \prod_{i=1}^N \left(\sum_{\mathbf{f}_i} \exp \left(\sum_{j \in i} J_{ij} s_j \mathbf{f}_i \right) \right) \quad (26)$$

and we wish to calculate

$$\lim_{n \rightarrow 0} \frac{1}{n} (\log g_0(\mathbf{f}_i; \mathbf{z}, \mathbf{g}))_{\mathbf{f}_i; \mathbf{z}, \mathbf{g}} = \lim_{n \rightarrow 0} \frac{1}{n} (\log g_0^n(\mathbf{f}_i; \mathbf{z}, \mathbf{g}))_{\mathbf{f}_i; \mathbf{z}, \mathbf{g}} \quad (27)$$

using the powerful replica approach. Then, following the usual algebra (similar in many respects to the earlier sections), we have

$$hg_0^n = \int \prod_{i=1}^n D(\mathbf{m}; \mathbf{w}; \mathbf{q}; \mathbf{u}) e^{K(\mathbf{f}_i; \mathbf{z}, \mathbf{g})} \quad (28)$$

with

$$\begin{aligned} &= \int \prod_{i=1}^n D(\mathbf{m}; \mathbf{w}; \mathbf{q}; \mathbf{u}) e^{K(\mathbf{f}_i; \mathbf{z}, \mathbf{g})} + \frac{1}{2} \log \frac{s}{2} \\ &+ \log \frac{1}{2} \sum_{s^0, s^1, \dots, s^n} \left[\frac{d}{2} \frac{d^{\wedge}}{2} \right] \\ &e^{\sum_{i=1}^n \left(\mathbf{f}_i \cdot \mathbf{s} + \mathbf{w} \cdot \mathbf{s}^{\wedge} \right)} \int \prod_{i=1}^n D(\mathbf{m}; \mathbf{w}; \mathbf{q}; \mathbf{u}) e^{K(\mathbf{f}_i; \mathbf{z}, \mathbf{g})} \\ &+ \log \int \prod_{i=1}^n D(\mathbf{m}; \mathbf{w}; \mathbf{q}; \mathbf{u}) e^{K(\mathbf{f}_i; \mathbf{z}, \mathbf{g})} \\ &e^{\frac{1}{2} (\mathbf{v}^0)^2 + \sum_{i=1}^n [\mathbf{q} \cdot \mathbf{v} + 2\mathbf{r} \cdot \mathbf{v} (\mathbf{v} \cdot \mathbf{y}) + \mathbf{u} \cdot (\mathbf{v} \cdot \mathbf{y}) (\mathbf{v} \cdot \mathbf{y})] + 2\mathbf{v}^0 \sum_{i=1}^n [\mathbf{m} \cdot \mathbf{v} + \mathbf{w} \cdot (\mathbf{v} \cdot \mathbf{y})]} \quad (29) \end{aligned}$$

where we defined $\mathbf{m}; \mathbf{w}; \mathbf{q}; \mathbf{u}; \mathbf{r}$ as

$$\mathbf{m} = \frac{1}{K} \sum_k s_k^0 s_k \quad (30a)$$

$$\mathbf{w} = \frac{1}{K} \sum_k s_k^0 s_k^{\wedge} \quad (30b)$$

$$\mathbf{q} = \frac{1}{K} \sum_k s_k s_k \quad (30c)$$

$$\mathbf{u} = \frac{1}{K} \sum_k s_k s_k^{\wedge} s_k^{\wedge} \quad (30d)$$

$$\mathbf{r} = \frac{1}{K} \sum_k s_k s_k^{\wedge} \quad (30e)$$

and their conjugates $m; w; q; u; r$ by introducing the definitions (30a)–(30e) via integral representation of delta function as e.g.

$$\int_0^1 \int_0^1 \frac{dm}{2} \frac{dw}{2} e^{iK \sum_k (m - \frac{1}{K} \sum_k s_k^0 s_k)} = 1: \quad (31)$$

We also introduced the shorthand $D(m; w; r; q; u)$ to indicate integral over these saddle point variables.

Then, the replica symmetric ansatz simplifies the saddle point defining h_0^n . After a relatively involved calculation, we obtain

$$\begin{aligned} \frac{1}{n} \ln Z &= \ln m + \ln w + \frac{1}{2} \ln q + \frac{1}{2} \ln u + \frac{1}{2} \ln r + \frac{1}{2} \ln r_d + \frac{1}{2} \ln r_f \\ &+ \int_0^1 \int_0^1 \frac{dm}{2} \frac{dw}{2} \frac{dq}{2} \frac{du}{2} \frac{dr}{2} \frac{dr_d}{2} \frac{dr_f}{2} \log \left(\frac{1}{2} \int_0^1 \int_0^1 \frac{ds}{2} e^{s^0 m + z_1 \frac{p}{q} \frac{r}{r_s} + z_3 \frac{p}{r} \frac{r}{r_s}} \right. \\ &+ \text{Erf} \left. \frac{+ \frac{r_d}{2} \frac{r}{r_s} \frac{ss^0 w + z_2 \frac{p}{u} \frac{r}{r_s} + z_3 \frac{p}{r} \frac{r}{r_s}}{2(\frac{r_d}{2} \frac{r}{r_s})} \right) \\ &+ \frac{1}{2} \log[(1 + r_d - r)^2 + (u_d - u)(1 - q)] \\ &+ \frac{2(w - r)(1 + r_d - r) - u(1 - q)(1 + s^1 + q - 2m)(u_d - u)}{2f(1 + r_d - r)^2 + (u_d - u)(1 - q)g} \end{aligned} \quad (32)$$

The details of the derivation is explained in Appendix B.

We next derive the saddle point equations. By introducing two short-hand measures :

$$\begin{aligned} h_0: i_1 &= \int_0^1 \int_0^1 \frac{dm}{2} \frac{dw}{2} \frac{dq}{2} \frac{du}{2} \frac{dr}{2} \frac{dr_d}{2} \frac{dr_f}{2} \frac{e^{s^0 m + z_1 \frac{p}{q} \frac{r}{r_s} + z_3 \frac{p}{r} \frac{r}{r_s}}}{e^{s^0 m + z_1 \frac{p}{q} \frac{r}{r_s} + z_3 \frac{p}{r} \frac{r}{r_s}} + \text{Erf} \left(\frac{+ \frac{r_d}{2} \frac{r}{r_s} \frac{ss^0 w + z_2 \frac{p}{u} \frac{r}{r_s} + z_3 \frac{p}{r} \frac{r}{r_s}}{2(\frac{r_d}{2} \frac{r}{r_s})} \right)} \\ h_0: i_2 &= \int_0^1 \int_0^1 \frac{dm}{2} \frac{dw}{2} \frac{dq}{2} \frac{du}{2} \frac{dr}{2} \frac{dr_d}{2} \frac{dr_f}{2} \frac{e^{s^0 m + z_1 \frac{p}{q} \frac{r}{r_s} + z_3 \frac{p}{r} \frac{r}{r_s}}}{e^{s^0 m + z_1 \frac{p}{q} \frac{r}{r_s} + z_3 \frac{p}{r} \frac{r}{r_s}} + \text{Erf} \left(\frac{+ \frac{r_d}{2} \frac{r}{r_s} \frac{ss^0 w + z_2 \frac{p}{u} \frac{r}{r_s} + z_3 \frac{p}{r} \frac{r}{r_s}}{2(\frac{r_d}{2} \frac{r}{r_s})} \right)} \end{aligned}$$

and varying our conjugate order parameters, we obtain

$$q = 1 - \frac{z_1 s}{q} i_1 \quad (33a)$$

$$m = h s s_0 i_1 \quad (33b)$$

$$w = h \frac{ss_0}{2(\frac{r_d}{2} \frac{r}{r_s})} i_2 \quad (33c)$$

$$u = h \frac{z_2 s}{2(\frac{r_d}{2} \frac{r}{r_s})(\frac{r}{r_s})} i_2 + 2h \frac{+ \frac{r_d}{2} \frac{r}{r_s} \frac{ss^0 w + z_2 \frac{p}{u} \frac{r}{r_s} + z_3 \frac{p}{r} \frac{r}{r_s}}{2(\frac{r_d}{2} \frac{r}{r_s})^3} i_2 \quad (33d)$$

$$u_d = h \frac{+ \hat{r}_d \hat{r} s s \hat{w} + z_2 \hat{u} \hat{r} s + z_3 \hat{r} s}{2 (\hat{u}_d \hat{u})^{\frac{3}{2}}} i_2 \quad (33e)$$

$$r = h \frac{z_1 s}{2 \hat{q} \hat{r}} + \frac{z_3 s}{2 \hat{r}} i_1 + h \frac{z_2 s}{2 (\hat{u}_d \hat{u}) (\hat{u} \hat{r})} + \frac{z_3 s}{2 (\hat{u}_d \hat{u}) \hat{r}} + \frac{1}{2 (\hat{u}_d \hat{u})} i_2 \quad (33f)$$

$$r_d = h \frac{1}{2 (\hat{u}_d \hat{u})} i_2 \quad (33g)$$

We introduce a further minor shorthand :

$$A = (1 + r_d - r)^2 + (u_d - u) (1 - q) \quad (34a)$$

$$B = 2 (w - r) (1 + r_d - r) - u (1 - q) - (1 + s^{-1} + q - 2m) (u_d - u) \quad (34b)$$

By varying the order parameters themselves, we have

$$\hat{m} = \frac{(u_d - u)}{A} \quad (35a)$$

$$\hat{w} = \frac{(1 + r_d - r)}{A} \quad (35b)$$

$$\hat{q} = \frac{u}{A} - \frac{B (u_d - u)}{A^2} \quad (35c)$$

$$\hat{u}_d = \frac{(2 + s^{-1} - 2m)}{A} + \frac{B (1 - q)}{A^2} \quad (35d)$$

$$\hat{u} = \frac{(1 + s^{-1} + q - 2m)}{A} + \frac{B (1 - q)}{A^2} \quad (35e)$$

$$\hat{r}_d = \frac{(w - 1 - r)}{A} - \frac{B (1 + r_d - r)}{A^2} \quad (35f)$$

$$\hat{r} = \frac{(w - r)}{A} - \frac{B (1 + r_d - r)}{A^2} \quad (35g)$$

We solve these fourteen equations (33a)–(33g) and (35b)–(35g) numerically to obtain the average number of locally minimum states of the CDMA multiuser MAP demodulator treated as a quenched system. In Fig.3, we plot $\log \bar{N}$, that is, the logarithm of the average number of locally minimum solutions evaluated by the quenched calculation as a function of s for $m = 0:1$. From this figure, we find that the number of solutions decreases in comparison with the results found in the annealed calculation. This result can be confirmed by the following argument: convexity of the logarithm gives

$$h \log g_0 i \leq h \log g i \quad (36)$$

and the logarithm of the average number of the MAP solutions evaluated by the annealed approximation should be larger than the result of the quenched calculation. Taking into account this fact, The result shown in Fig. 3 is quite natural. From these results we conclude that within a much more precise treatments than the annealed calculation, the average number of locally minimum solutions of the CDMA multiuser MAP demodulator is still of exponential order.

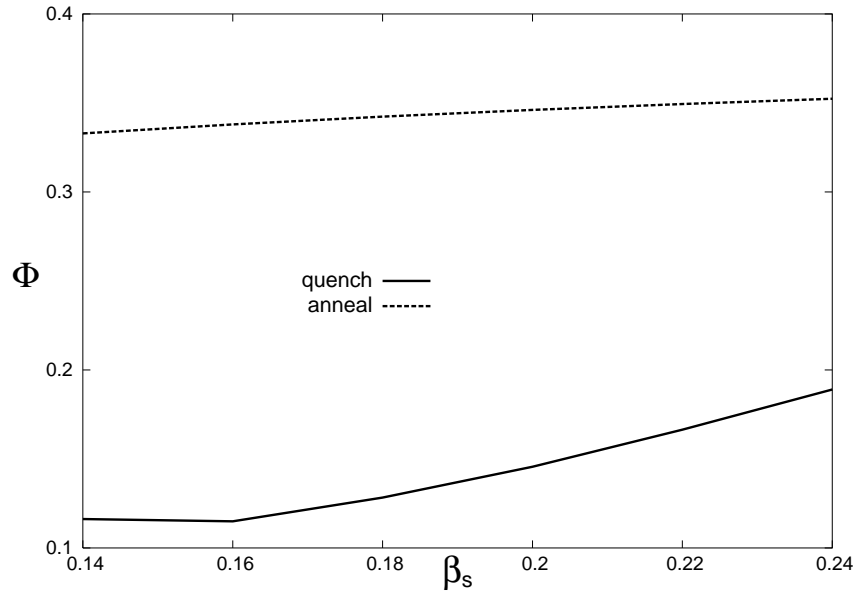


Fig. 3. The average number of locally minimum solutions evaluated by a quenched calculation. The logarithm of the number, Φ , is plotted as a function of β_s for $\sigma = 0.1$.

6. Summary

In this paper, we investigated the ground state properties of the CDMA multiuser demodulator, in particular, the number of locally minimum solutions of the zero-temperature dynamics of the MAP demodulator by both annealed and replica symmetric calculation. Moreover, we evaluated the distribution of the local minimum energy. We found that the number of locally stable solutions of the MAP demodulator is larger than that of the SK model for a large number of users and small values of the deviation of the Gaussian noise. We also found that when the number of the users K decreases, the saddle point surface becomes zero and as a result, the number of solutions becomes of polynomial order. From these results, we have useful information when we attempt to construct an algorithm to search for the ground state of the CDMA Hamiltonian (4). When the number of the users is not so many ($K < K_c$), the ground state searching based on, for example, simulated annealing might work well within realistic time. However, as the number of the users increases and below the critical K_c ($K > K_c$), obtaining the solution within realistic time for the MAP demodulator becomes computationally hard to achieve. From the evaluation of the distribution of the local minimum energies, we found that the probability for deep energy state $\Phi_0 \approx 1$ is independent of the number of the users K , however, relatively higher energy states appear much more frequently as the number of the users increases (K decreases). The analysis also told us that the deep energy states frequently appears for the case of large variance σ_s^2 of the Gaussian. We hope that our analysis here provides a useful guide for the engineers to construct the MAP demodulator for CDMA systems.

Acknowledgments

One of the authors (J.I.) was financially supported by Grant-in-Aid for Scientific Research on Priority Areas: Statistical Mechanical Approach to Probabilistic Information Processing (SMAP-IP) and Deepening and Expansion of Statistical Mechanical Informatics (DEX-SMI) of The Ministry of Education, Culture, Sports, Science and Technology (MEXT) No.14084201 and No.18079001, respectively. J.H. would like to thank Hokkaido University for its hospitality, where most of this work was completed. This paper has been prepared by the authors as a commentary on the topic as at November 2006 and is not a definitive analysis of the subject matter covered. It does not constitute advice or guidance in this area and should not be relied upon as such. The paper has not been prepared by the J.H. in his capacity as an employee of Hymans Robertson LLP and the views expressed do not represent those of Hymans Robertson LLP. Neither the authors nor Hymans Robertson LLP accept liability for any errors or omissions.

Appendix A : Derivation of the average number of solutions by annealed calculation

In this appendix, we explain the details of the derivation of the average number of locally minimum solutions from the definition (14). First of all, we introduce new variables v^0 and v by inserting the equations :

$$1 = \int \prod_{k=1}^K dv^0 \int \prod_{k=1}^K dv \exp \left[i \sum_{k=1}^K (v^0 (v^0 - \frac{1}{K} \sum_{k=1}^K b_k s_k^0)) \right] \quad (\text{A } 1)$$

and

$$1 = \int \prod_{k=1}^K dv \int \prod_{k=1}^K dv \exp \left[i \sum_{k=1}^K (v (v - \frac{1}{K} \sum_{k=1}^K b_k s_k)) \right] : \quad (\text{A } 2)$$

Then, equation (14) is rewritten as

$$\begin{aligned} \log_0 i &= \int \prod_{k=1}^K \frac{ds_k^0}{2} \int \prod_{k=1}^K \frac{ds_k}{2} \int \prod_{k=1}^K \frac{dv^0}{2} \int \prod_{k=1}^K \frac{dv}{2} \exp \left[i \sum_{k=1}^K (v^0 (v^0 - \frac{1}{K} \sum_{k=1}^K b_k s_k^0)) + i \sum_{k=1}^K (v (v - \frac{1}{K} \sum_{k=1}^K b_k s_k)) \right] \\ &= \int \prod_{k=1}^K \frac{ds_k^0}{2} \int \prod_{k=1}^K \frac{ds_k}{2} \int \prod_{k=1}^K \frac{dv^0}{2} \int \prod_{k=1}^K \frac{dv}{2} \exp \left[i \sum_{k=1}^K (v^0 (v^0 - \frac{1}{K} \sum_{k=1}^K b_k s_k^0)) + i \sum_{k=1}^K (v (v - \frac{1}{K} \sum_{k=1}^K b_k s_k)) \right] \end{aligned}$$

where we used $(b_i)^2 = 1$. We next focus on the average in the last line :

$$\int \prod_{k=1}^K \frac{ds_k^0}{2} \int \prod_{k=1}^K \frac{ds_k}{2} \exp \left[i \sum_{k=1}^K (v^0 (v^0 - \frac{1}{K} \sum_{k=1}^K b_k s_k^0) + v (v - \frac{1}{K} \sum_{k=1}^K b_k s_k)) \right]$$

$$\begin{aligned}
&= \prod_k \exp \left[\log \cosh \left[\frac{1}{K} (\hat{v} s_k + \hat{v}^0 s_k^0 + \hat{v}_k v - \hat{v}_k Y) \right] \right] \\
&= \exp \left[\frac{1}{2K} \sum_k (\hat{v} s_k + \hat{v}^0 s_k^0 + \hat{v}_k v - \hat{v}_k Y)^2 \right] \quad (\text{A } 3)
\end{aligned}$$

and this reads

$$\begin{aligned}
\lg_0 i &= 2^{-K} \frac{s}{2} \int_{-1}^1 dy \frac{dv d\hat{v}}{2} \frac{dv^0 d\hat{v}^0}{2} e^{-\frac{s}{2} \sum_{i=1}^N (\hat{v} - v^0)^2 + i \sum (\hat{v}^0 v^0 + \hat{v} v)} \\
&\quad \int_{-1}^1 \frac{d\hat{v}_i}{2} \frac{d\hat{v}_i^0}{2} e^{i \sum_i \hat{v}_i (\hat{v}_i^0 - s_i)} \\
&\quad \exp \left[\frac{1}{2K} \sum_k (\hat{v}_k^2 (v - Y)^2 + \hat{v}^2 + (\hat{v}^0)^2 + 2\hat{v} \hat{v}^0 s_k s_k^0 + 2\hat{v} \hat{v}_k (v - Y) s_k + 2\hat{v}^0 \hat{v}_k (v - Y) s_k^0) \right]: \\
&\quad (\text{A } 4)
\end{aligned}$$

By introducing the following order parameters :

$$q = \frac{1}{K} \sum_k s_k s_k^0 \quad (\text{A } 5a)$$

$$t = \frac{1}{K} \sum_k \hat{v}_k s_k \quad (\text{A } 5b)$$

$$u = \frac{1}{K} \sum_k \hat{v}_k^2 \quad (\text{A } 5c)$$

$$w = \frac{1}{K} \sum_k \hat{v}_k s_k^0 \quad (\text{A } 5d)$$

via

$$1 = \int_{-K}^K \frac{dq d\hat{q}}{2\pi K} e^{iK \hat{q} (q - \frac{1}{K} \sum_k s_k s_k^0)} \quad (\text{A } 6a)$$

$$1 = \int_{-K}^K \frac{dt d\hat{t}}{2\pi K} e^{iK \hat{t} (t - \frac{1}{K} \sum_k \hat{v}_k s_k)} \quad (\text{A } 6b)$$

$$1 = \int_{-K}^K \frac{du d\hat{u}}{2\pi K} e^{iK \hat{u} (u - \frac{1}{K} \sum_k \hat{v}_k^2)} \quad (\text{A } 6c)$$

$$1 = \int_{-K}^K \frac{dw d\hat{w}}{2\pi K} e^{iK \hat{w} (w - \frac{1}{K} \sum_k \hat{v}_k s_k^0)} \quad (\text{A } 6d)$$

we obtain

$$\begin{aligned}
\lg_0 i &= \frac{s}{2} \int_{-1}^1 dy \frac{dv d\hat{v}}{2} \frac{dv^0 d\hat{v}^0}{2} \frac{dw d\hat{w}}{2} \frac{dq d\hat{q}}{2} e^{iK (\hat{t}t + \hat{u}u + \hat{w}w + \hat{q}q)} \\
&\quad \exp \left[-K \log \int_{-1}^1 dy \frac{dv d\hat{v}}{2} \frac{dv^0 d\hat{v}^0}{2} e^{-\frac{s}{2} (\hat{v} - v^0)^2 + i(\hat{v}^0 v^0 + \hat{v} v)} - \frac{1}{2} \hat{v}^2 - \frac{1}{2} (\hat{v}^0)^2 - q \hat{v} \hat{v}^0 - \frac{u}{2} (v - Y)^2 \right. \\
&\quad \left. e^{\hat{t} \hat{v} (v - Y) - \hat{w} \hat{v}^0 (v - Y)} \right]
\end{aligned}$$

$$\exp \left[K \log \frac{1}{2} \int_{s; s^0}^X \int_0^1 d \int_1^Z \frac{d}{2} e^{i \hat{}} \left(\right) s \right] i (q s s^0 + \hat{t}^2 + \hat{t}^2 s + \hat{w}^2 s^0) : \quad (\text{A } 7)$$

Now, we rotate the variables $\hat{q}; \hat{t}$ to $i\hat{q}; i\hat{t}$, and focus on the part:

$$I = \frac{1}{2} \int_{s; s^0}^X \int_0^1 d \int_1^Z \frac{d}{2} e^{i \hat{}} \left(\right) s \left(q s s^0 + \hat{t}^2 + i \hat{t} s + i \hat{w}^2 s^0 \right) \\ = \frac{1}{2} \int_{s; s^0}^X e^{q s s^0} \int_0^1 d \int_1^Z \frac{d}{2} e^{\hat{t}^2 + i \hat{}} \left(\right) s \left(\hat{t} s + \hat{w}^2 s^0 \right)$$

By changing the variable $\hat{t} = \frac{p}{2} \hat{t}$, we obtain

$$I = \cosh(\hat{q}) + \frac{1}{2} e^{q s s^0} \text{Erf} \left[\frac{\hat{t} + \hat{w}}{2 \hat{t}} \right] + e^{q s s^0} \text{Erf} \left[\frac{\hat{t} + \hat{w}}{2 \hat{t}} \right] : \quad (\text{A } 8)$$

where we used $\int_{-\infty}^{\infty} dz e^{az} = e^{a^2/2}$ and $\text{Erf}(z) = \frac{2}{\sqrt{\pi}} \int_0^z dt e^{-t^2}$. We also calculate the other integral in equation (A 7), that is,

$$\int dy \frac{dv d\hat{v}}{2} \frac{dv^0 d\hat{v}^0}{2} e^{-\frac{s}{2} (v - v^0)^2 + i(v\hat{v}^0 + \hat{v}v)} \frac{1}{2} \hat{v}^2 \frac{1}{2} (\hat{v}^0)^2 - q\hat{v}\hat{v}^0 \frac{u}{2} (v - y)^2 - t\hat{v} (v - y) - w\hat{v}^0 (v - y) \\ = \frac{1}{2} \int \frac{dy dv}{(1 + s(1 - q^2))} e^{-\frac{sy^2}{2(1 + s(1 - q^2))} - \frac{v^2 q^2 s}{2(1 + s(1 - q^2))} - \frac{(qt - w)^2 (v - y)^2 s}{2(1 + s(1 - q^2))}} \\ e^{\frac{u}{2} (v - y)^2 - \frac{1}{2} v^2 - \frac{1}{2} t^2 (v - y)^2 - tv (v - y) + \frac{vq(qt - w)(v - y)s}{(1 + s(1 - q^2))} + \frac{syvq}{(1 + s(1 - q^2))} + \frac{sy(qt - w)(v - y)}{(1 + s(1 - q^2))}}$$

where we rotated the variables $t; w$ to $i\hat{t}; i\hat{w}$. In this expression, the coefficients of $y^2; v^2$ and yv are given by, respectively,

$$A = \frac{s[1 + qt - w]^2}{[1 + s(1 - q^2)]} + u + t^2 \quad (\text{A } 9a)$$

$$B = \frac{s[q(1 + t) - w]^2}{[1 + s(1 - q^2)]} + u + (1 + t)^2 \quad (\text{A } 9b)$$

$$C = \frac{[1 + qt - w][q + qt - w]s}{[1 + s(1 - q^2)]} + u + t(t + 1) \quad (\text{A } 9c)$$

Thus, our integral to be calculated is now written as

$$\frac{1}{2} \int \frac{dy dv}{1 + s(1 - q^2)} e^{\frac{A}{2} y^2 - \frac{B}{2} v^2 + C yv} = \frac{1}{(BA - C^2)[1 + s(1 - q^2)]} \\ = \frac{1}{u[1 + 2s(1 - q)] + s(1 + t - w)^2} :$$

So the average number of locally minimum solutions is given by

$$\log_0 i = \int \frac{dt d\hat{t}}{2\pi} \frac{du d\hat{u}}{2\pi} \frac{dw d\hat{w}}{2\pi} \frac{dq d\hat{q}}{2\pi} e^{K \left(t\hat{u} + w\hat{q} + q\hat{t} + \hat{w}^2 \right)} \\ = \hat{t} + \hat{u} + \hat{w} + \hat{q} - \frac{1}{2} \log u[1 + 2s(1 - q)] + s(1 + t - w)^2 \\ + \log \cosh(\hat{q}) + \frac{1}{2} e^{q s s^0} \text{Erf} \left[\frac{\hat{t} + \hat{w}}{2 \hat{t}} \right] + e^{q s s^0} \text{Erf} \left[\frac{\hat{t} + \hat{w}}{2 \hat{t}} \right] + \frac{1}{2} \log s :$$

Which is just the expression given in (15).

Appendix B : Evaluation of the replica symmetric saddle point surface

In this appendix, we explain the derivation of the replica symmetric saddle point, namely, (32) from (29) with (28). By using the replica symmetric ansatz :

$$m = m; \hat{m} = \hat{m} \quad (\text{B } 1a)$$

$$w = w; \hat{w} = \hat{w} \quad (\text{B } 1b)$$

$$q = q; \hat{q} = \hat{q} \quad (\text{B } 1c)$$

$$u = u; \hat{u} = \hat{u} \quad (\text{B } 1d)$$

we can rewrite the saddle point surface as

$$\begin{aligned} R_S = & \ln(\hat{m}m + \hat{w}w + \hat{u}_d u_d + \hat{r}_d r_d) + i \frac{n(n-1)}{2} (\hat{q}q + \hat{u}u + 2\hat{r}r) + \frac{1}{2} \log \frac{s}{2} \\ & + \log \frac{1}{2} \sum_{s^0, s^1, \dots, s^n}^X \sum_Y \left[\frac{d}{2} \frac{d^\wedge}{2} \right] e^{i \sum \wedge (\quad) i s^0 \sum (\hat{m}s + \hat{w}s^\wedge)} \\ & e^{i \hat{q} \sum < s s \quad i \hat{u}_d \sum \wedge^2 \quad i \hat{u} \sum < s s^\wedge \quad i \hat{r}_d \sum \wedge \quad i \hat{r} \sum_\epsilon s s^\wedge} \\ & + \log \sum_{\substack{Z \\ \#}}^Y \frac{dv \, d\hat{v}}{2} e^{-\frac{s}{2} (v - v^0)^2 + i \sum_{n=0}^n \hat{v} \, v - \frac{1}{2} \hat{v}_0^2 - \frac{1}{2} \sum_{n=1}^n \hat{v}^2 - \frac{1}{2} q \sum_\epsilon \hat{v} \, \hat{v}} \\ & e^{r_d \sum \hat{v} (v - y) - r \sum_\epsilon \hat{v} (v - y) - \frac{1}{2} u_d \sum (v - y)^2 - \frac{1}{2} u \sum_\epsilon (v - y)(v - y) - \hat{v}_0 m \sum \hat{v} - \hat{v}_0 w \sum (v - y)} \\ & = n(\hat{m}m + \hat{w}w + \hat{u}_d u_d + \hat{r}_d r_d) + \frac{n(n-1)}{2} (\hat{u}u + \hat{q}q + 2\hat{r}r) + \frac{1}{2} \log \frac{s}{2} \\ & + \log I_1 + \log I_2: \quad (\text{B } 2) \end{aligned}$$

where we made the rotations : $\hat{m} \rightarrow \hat{m}; \hat{u} \rightarrow \hat{u}; i\hat{q} \rightarrow \hat{q}$ and $i\hat{r} \rightarrow \hat{r}$. We now focus on the first integral, I_1 ,

$$\begin{aligned} I_1 = & \frac{1}{2} \sum_{s^0, s^1, \dots, s^n}^X \sum_Y \left[\frac{d}{2} \frac{d^\wedge}{2} \right] e^{i \sum \wedge (\quad) i s^0 \sum s (\hat{m} + \hat{w}^\wedge)} \\ & e^{i \frac{\hat{q}}{2} (\sum s)^2 + i \frac{\hat{q}n}{2} - i(\hat{u}_d - \frac{\hat{q}}{2}) \sum \wedge^2 - i \frac{\hat{u}}{2} (\sum s^\wedge)^2 - i(\hat{r}_d - \hat{r}) \sum \wedge - i \hat{r} \sum s s^\wedge}: \quad (\text{B } 3) \end{aligned}$$

We consider the identity :

$$\sum_i^X s s^\wedge = \frac{1}{2} \left[\sum (s + i s^\wedge)^2 - \sum (s - i s^\wedge)^2 \right] = \frac{1}{2} \sum (s)^2 + \frac{1}{2} \sum (s^\wedge)^2 \quad (\text{B } 4)$$

Then, we have

$$I_1 = \frac{1}{2} \sum_{s^0, s^1, \dots, s^n} X e^{s^0 \sum_{\hat{m}} s^{\hat{m}} Y} \int \frac{d^Z d^{\hat{Z}}}{2} e^{i \sum_{\hat{a}} (s^{\hat{a}} + \hat{r}_d \hat{r} s^0 s^{\hat{w}})} \\ = e^{\frac{q_n}{2} \sum_{s^0} \frac{1}{2} X} \int \frac{d^Z d^{\hat{Z}}}{2} e^{s^0 \sum_{\hat{m}} s^{\hat{m}} + z_1 \frac{p}{q} \overline{\hat{r} s + z_3 \hat{r} s} + 1 + \frac{p}{2} \frac{!}{u} \frac{\#}{n}} \\ E \text{rf} \frac{+ \hat{r}_d \hat{r} \frac{p}{2} \frac{!}{u} \frac{\#}{n}}{2(u_d - u)}$$

where we made the transformation : $\hat{u}_d \rightarrow \hat{u}_d = 2$ and performed the Hubbard-Stratonovich transformations for $\exp[(\hat{q} - \hat{r})(\hat{s})^2 = 2]$; $\exp[(\hat{u} - \hat{r})(\hat{s}^{\hat{a}})^2 = 2]$ and $\exp[\hat{r} \hat{f} (s + \hat{s})^2 = 2]$. We now turn to the second integral :

$$I_2 = \int dy \frac{Y^n}{2} \frac{dv d\hat{v}}{2} e^{-\frac{s}{2} (y - v^0)^2 + i \sum_{n=0}^{\infty} \hat{v} v - \frac{1}{2} \hat{v}_0^2 - \frac{1}{2} \sum_{n=1}^{\infty} \hat{v}^2 - \frac{1}{2} q \sum_{\epsilon} \hat{v} \hat{v}} \\ e^{r_d \sum_{\hat{v}} (v - y) r \sum_{\epsilon} \hat{v} (v - y) - \frac{1}{2} u_d \sum_{\hat{v}} (v - y)^2 - \frac{1}{2} \sum_{\epsilon} (v - y)(v - y) \hat{v}_0 m \sum_{\hat{v}} \hat{v} \hat{v}_w \sum_{\hat{v}} (v - y)} \\ = \int \frac{dy dv^0 d\hat{v}^0}{2} e^{-\frac{s}{2} (y - v^0)^2 + i v^0 \hat{v}^0 - \frac{1}{2} \hat{v}_0^2} \int \frac{Y^n}{2} \frac{dv d\hat{v}}{2} e^{i \sum_{\hat{v}} v \hat{v} - \hat{v}_0 m \sum_{\hat{v}} \hat{v} - \hat{v}_0 \sum_{\hat{w}} w (v - y)} \\ e^{\frac{q-r}{2} (\sum_{\hat{v}} \hat{v})^2 + \frac{q-1}{2} \sum_{\hat{v}} \hat{v}^2 - \frac{u-r}{2} (\sum_{\hat{v}} (v - y))^2 + \frac{1}{2} (u - u_d) \sum_{\hat{v}} (v - y)^2 + (r - r_d) \sum_{\hat{v}} \hat{v} (v - y) - \frac{r}{2} (\sum_{\hat{v}} (\hat{v} + v - y))^2} :$$

The Hubbard-Stratonovich transformations wrt $\exp[(q - r)(\hat{v})^2 = 2]$; $\exp[(u - r)(\hat{v} - u)^2 = 2]$ and $\exp[r \hat{f} (\hat{v} + v - u)^2 = 2]$ give

$$I_2 = \int \frac{dy dv^0 d\hat{v}^0}{2} e^{-\frac{s}{2} (y - v^0)^2 + i v^0 \hat{v}^0 - \frac{1}{2} \hat{v}_0^2} \int \frac{dv d\hat{v}}{2} e^{i v \hat{v} - \hat{v}_0 m \hat{v} - \hat{v}_0 w (v - y)} \\ e^{z_1 \frac{p}{q} \overline{(q - r) \hat{v} + \frac{q-1}{2} \hat{v}^2 + z_2 \frac{p}{(u - r) (v - y) + \frac{1}{2} (u - u_d) (v - y)^2 + (r - r_d) \hat{v} (v - y) + z_3 \frac{p}{r} (\hat{v} + v - y)}}} :$$

We should notice that I_2 now has the form :

$$I_2 = \langle h | + n \log X | i_T | i_z \rangle \quad (B \quad 5)$$

with the averages over the disorder variables $(z_1; z_2; z_3)$ given by $\langle \cdot \rangle_z$ and over the measure on $y; v^0 \hat{v}^0$ given by $\langle \cdot \rangle_I$. We focus on the inner integral X . By making the change of variable $v \rightarrow v + y$, we have

$$X = \int \frac{e^{\frac{(y + i v^0 m + z_1 \frac{p}{q} \overline{r + z_3 \hat{r}})^2}{2(1 - q)}}}{(1 + i r_d - i r)^2 + (u_d - u)(1 - q)} \\ \frac{1}{e^{2f(1 + i r_d - i r)^2 + (u_d - u)(1 - q)g}} (i z_3 \frac{p}{r} \overline{r} + i z_2 \frac{p}{u} \overline{u} - \hat{v}_0 w - \frac{1 + i r_d - i r}{(1 - q)} [y + i v^0 m + z_1 \frac{p}{q} \overline{r} + z_3 \frac{p}{r} \overline{r}])^2 : \quad (B \quad 6)$$

Then, we have

$$\begin{aligned} \text{hlog} X_{i_I i_z} = & \frac{r}{2} \left(\frac{1}{2} \log[(1 + i r_d - i r)^2 + (u_d - u)(1 - q)] \frac{1 + s^{-1} + q}{2(1 - q)} \right. \\ & \left. + \frac{1 - q}{2f(1 + i r_d - i r)^2 + (u_d - u)(1 - q)g} \left(u + 2 \frac{1 + i r_d - i r}{1 - q} (i w - i r) \right) \right. \\ & \left. + \frac{1 + i r_d - i r}{1 - q}^2 (1 + s^{-1} + q - 2m) \right) \end{aligned} \quad (B \quad 7)$$

where we used the fact :

$$\begin{aligned} \text{h} i_I = \text{h} v_0^2 i_I = \text{h} v_0 i_I = & \frac{r}{2} \quad \text{h} y^2 i_I = \frac{r}{2} (1 + s^{-1}) \\ \text{h} v_0 \hat{v}_0 i_I = \text{h} y \hat{v}_0 i_I = i & \frac{r}{2} \quad \text{h} y i_I = \text{h} \hat{v}_0 i_I = \text{h} v_0 i_I = \text{h} \hat{v}_0^2 i_I = 0 \end{aligned} \quad (B \quad 8)$$

with the definition :

$$\text{h} :: i_I = \frac{Z}{2} \frac{dy dv_0 d\hat{v}_0}{2} e^{-\frac{s}{2} (y - v_0)^2 - \frac{1}{2} \hat{v}_0^2 + i v_0 \hat{v}_0} (:::) : \quad (B \quad 9)$$

By rotating the variables $i w \rightarrow w ; i r \rightarrow r$, we obtain

$$\begin{aligned} \text{hlog} X_{i_I i_z} = & \frac{r}{2} \left(\frac{1}{2} \log[(1 + r_d - r)^2 + (u_d - u)(1 - q)] \right. \\ & \left. + \frac{2(w - r)(1 + r_d - r) - u(1 - q) - (1 + s^{-1} + q - 2m)(u_d - u)}{2f(1 + r_d - r)^2 + (u_d - u)(1 - q)g} \right) : \end{aligned}$$

Putting I_1 and I_2 into (B 2), we obtain the replica symmetric saddle point surface :

$$\begin{aligned} \frac{1}{n} \text{RS} = & \hat{m} \hat{m} + \hat{w} \hat{w} + \frac{1}{2} \hat{q} \hat{q} + \frac{1}{2} \hat{u}_d \hat{u}_d - \frac{1}{2} \hat{u} \hat{u} - \hat{r}_d \hat{r}_d + \hat{r} \hat{r} \\ & \left(\frac{\hat{q}}{2} + \frac{1}{2} \sum_{s^0}^X \sum_{D_1 D_2 D_3} \log \left(\frac{1}{2} \sum_s^X e^{s^0 \hat{m} + z_1^p \frac{\hat{r}}{q} \hat{r}_s + z_3^p \frac{\hat{r}}{\hat{r}_s} - 1} \right) \right. \\ & \left. + \text{Erf} \frac{\hat{r}_d + \hat{r}}{2(\hat{u}_d - \hat{u})} \frac{s \hat{w} + z_2^p \frac{\hat{u}}{\hat{r}_s} - \hat{r}_s + z_3^p \frac{\hat{r}}{\hat{r}_s}}{2(\hat{u}_d - \hat{u})} \right) \\ & + \frac{1}{2} \log[(1 + r_d - r)^2 + (u_d - u)(1 - q)] \\ & + \frac{2(w - r)(1 + r_d - r) - u(1 - q) - (1 + s^{-1} + q - 2m)(u_d - u)}{2f(1 + r_d - r)^2 + (u_d - u)(1 - q)g} : \end{aligned}$$

References

- 1) H.Nishimori : Statistical Physics of Spin Glass and Information Processing (Oxford University Press, 2001).
- 2) T.Tanaka, Europhys.Lett. 54 (4), 540 (2001).
- 3) T.Tanaka, IEEE Trans.on Information Theory 48 (11), 2888 (2002).
- 4) T.Tanaka and M.Okada, IEEE Trans.on Information Theory 51 (2), 700 (2005).
- 5) Y.Kabashima, J.Phys.A :M ath.G en. 36 11111 (2003)
- 6) K.Mimura and M.Okada, J.Phys.A :M ath.G en 38 9917 (2005)
- 7) J.P.L.Hatchett and M.Okada J.Phys.A :M ath.G en (in press)
- 8) F.Tanaka and S.F.Edwards, J.Phys.F :M etalPhys.10 2769 (1980).
- 9) D.Sherrington and S.Kirkpatrick, Phys.Rev.Lett. 35, 1792 (1975).