

Super-Poissonian noise of quantum dot excitons coupled to surface plasmons

Yueh-Nan Chen

Department of Physics and National Center for Theoretical Sciences,
National Cheng-Kung University, Tainan 701, Taiwan

We propose to observe super-Poissonian noise of a quantum dot (QD) p - i - n junction near a plasma surface. The enhanced noise is due to the non-Markovian coupling between surface plasmons and QD excitons. Moreover, this phenomenon can be applied to verify the nonrelativistic cutoff frequency of the exciton decay. To become practically observable in experiments, we suggest that high quality quantum well or quantum dot arrays, which exhibits superradiance, in a p - i - n junction should be able to enhance the zero-frequency noise (Fano factor).

PACS: 73.20.Mf, 71.35.-y, 73.63.-b, and 73.50.Td

The collective motions of an electron gas in a metal or semiconductor are known as the plasma oscillations. The non-vanishing divergence of the electric field \vec{E} , $\nabla \cdot \vec{E} \neq 0$, in the bulk material gives rise to the well known bulk plasma modes, characterized by the plasma frequency $\omega_p = (4\pi n e^2 / m)^{1/2}$, where m and e are the electronic mass and charge and n is the electron density. In the presence of surfaces, however, the situation becomes more complicated. Not only the bulk modes are modified, but also the surface modes can be created. [1] Like the bulk modes, surface plasmons can be excited by incident electrons or photons. [2] Thus, many works were devoted to the study of radiative decay into surface plasmons. [3]

Actually, radiative decay (spontaneous emission) is one of the most basic concepts of quantum physics and can be traced back to such early works as that of Albert Einstein in 1917 [4]. The emission rate of a two-level atom (with energy difference $\hbar\omega_0$) in free space can be easily obtained via the Fermi's Golden rule and is give by $\gamma = 2\pi \sum_{\mathbf{q}} |D_{\mathbf{q}}|^2 \delta(\omega_0 - c|\mathbf{q}|)$, where $D_{\mathbf{q}}$ is the atom-reservoir coupling strength. It's frequency counterpart is written as $\Delta\omega = \mathcal{P} \int d\mathbf{q} |D_{\mathbf{q}}|^2 / (\omega_0 - c|\mathbf{q}|)$, where \mathcal{P} denotes the principal integral. To remove the divergent problem from the integration, one can, for example, include the concept of cutoff frequency to renormalize the frequency shift. [5]

Turning to solid state systems, an exciton in a QD can be viewed as a two-level system. Radiative properties of QD excitons, such as superradiance [6] and Purcell effect [7], have attracted great attention during the past two decades. Utilizing QD excitons for quantum gate operations have also been demonstrated experimentally. [8] With the advances of fabrication technologies, it is now possible to embed QDs inside a p - i - n structure [9], such that the electron and hole can be injected separately from opposite sides. This allows one to examine the exciton dynamics in a QD via electrical currents [10].

Recently, the interest in measurements of shot noise in quantum transport has risen owing to the possibility of extracting valuable information not available in conventional dc transport experiments [11]. On the other hand, it is now possible to fabricate QDs evanescently coupled to surface plasmons, such that enhanced fluorescence are

observed. [12] Based on these new developments in nanotechnology, we thus propose to bring these two branches of physics together: surface-plasmon and shot-noise measurements, i.e. letting a QD p - i - n junction close to a metal surface. This allows one to observe the surface-plasmon effect from the current noise. Without making Markovian approximation to the exciton-plasmon interaction, we show that Fano factor (zero-frequency noise) may become super-Poissonian if the QD is close enough to the surface. With the help of superradiance, this phenomenon is further shown to be applicable in the verification of non-relativistic cutoff frequency.

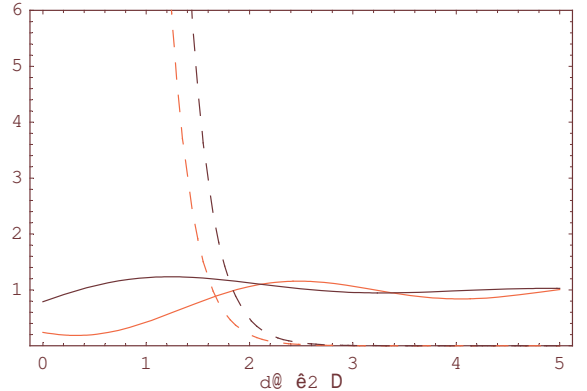


FIG. 1: (Color online) Radiative decay rate of QD exciton in front of a silver surface with distance d (in unit of $\lambda/2\pi$, where λ is the wavelength of the emitted photon). The plasma oscillation energy $\hbar\omega_p$ of silver and exciton bandgap energy $\hbar\omega_0$ are 3.76eV and 1.39eV [9], respectively. The black dashed (solid) line represents the decay into the surface plasmons (photons) as the exciton dipole moment \hat{p} is oriented perpendicular to the surface. The red lines are the case for \hat{p} parallel to the surface.

When a semiconductor QD is near a metal surface, the vector potential to the QD exciton can be decomposed into contributions from s- and p-polarized photons and surface plasmons [13]:

$$A(\vec{r}, t) = A^s(\vec{r}, t) + A^p(\vec{r}, t) + A_{sp}(\vec{r}, t). \quad (1)$$

Fig. 1 shows the corresponding radiative decay rates of

a QD exciton in front of a metal surface. It is evident that at short distances radiative decay is dominated by surface plasmons. Since we are interested in the effect from surface plasmons, we thus keep QD in this regime, and consider only the interaction from surface plasmons:

$$H_{ex-sp} = \sum_{\mathbf{k}} \left(\frac{4\pi\omega_k^2}{\hbar A c p_k} \right)^{1/2} [\sigma_+ (\hat{k} \cdot \hat{p} + i \frac{k}{\nu_0} \cdot \hat{p}) a_k e^{i\mathbf{k} \cdot \boldsymbol{\rho} - \nu_0 z} + H.c.]. \quad (2)$$

Here, we have chosen cylindrical coordinates $\vec{r} = (\vec{\rho}, z)$ in the half-space $z \geq 0$; \vec{k} is a two dimensional wave vector in the metal surface of area A . a_k is the annihilation operator of surface plasmon, \hat{p} is the transition dipole moment, and σ_+ is the creation operator of the QD exciton. The surface-plasmon frequency ω_k and the parameters ν_0 and p_k are given by

$$\begin{aligned} \omega_k^2 &= \frac{1}{2} \omega_p^2 + ck^2 - (\frac{1}{4} \omega_p^4 + c^2 k^4)^{1/2}; \nu_0 = k^2 - \omega_k^2/c^2; \\ p_k &= \frac{\epsilon^4(\omega_k) - 1}{[-\epsilon(\omega_0) - 1]^{1/2}} \frac{1}{\epsilon^2(\omega_k)}, \end{aligned} \quad (3)$$

where $\epsilon(\omega_k) = 1 - \omega_p^2/\omega_k^2$ is the dielectric function of the metal.

As we mentioned above, QDs can now be embedded in a p - i - n junction, such that many applications can be accomplished by electrical control. In our case, we wish to see surface-plasmon effect via the measurements of electrical currents. For simplicity, both the hole and electron reservoirs of the p - i - n junction are assumed to be in thermal equilibrium. For the physical phenomena we are interested in, the Fermi level of the p (n)-side hole (electron) is slightly lower (higher) than the hole (electron) subband in the dot. After a hole is injected into the hole subband in the QD, the n -side electron can tunnel into the exciton level because of the Coulomb interaction between the electron and hole. Thus, we may introduce the three dot states: $|0\rangle = |0, h\rangle$, $|\uparrow\rangle = |e, h\rangle$, and $|\downarrow\rangle = |0, 0\rangle$, where $|0, h\rangle$ means there is one hole in the QD, $|e, h\rangle$ is the exciton state, and $|0, 0\rangle$ represents the ground state with no hole and electron in the QD. The creation operator σ_+ in Eq. (2) can also be represented as $|\uparrow\rangle\langle\downarrow|$. One might argue that one can not neglect the state $|e, 0\rangle$ for real devices since the tunable variable is the applied voltage. This can be resolved by fabricating a thicker barrier on the electron side so that there is little chance for an electron to tunnel in advance [10]. Thus, the coupling of the dot states to the electron and hole reservoirs is described by the standard tunnel Hamiltonian

$$H_T = \sum_{\mathbf{q}} (V_{\mathbf{q}} c_{\mathbf{q}}^\dagger |0\rangle\langle\uparrow| + W_{\mathbf{q}} d_{\mathbf{q}}^\dagger |0\rangle\langle\downarrow| + H.c.), \quad (4)$$

where $c_{\mathbf{q}}$ and $d_{\mathbf{q}}$ are the electron operators in the right and left reservoirs, respectively. $V_{\mathbf{q}}$ and $W_{\mathbf{q}}$ couple the channels \mathbf{q} of the electron and the hole reservoirs.

Together with Eq. (2), one can now write down the equation of motion for the reduced density operator

$$\begin{aligned} \frac{d}{dt} \rho(t) &= -Tr_{res} \int_0^t dt' [H_T(t) + H_{ex-sp}(t), \\ &[H_T(t') + H_{ex-sp}(t'), \tilde{\Xi}(t')]], \end{aligned} \quad (5)$$

where $\tilde{\Xi}(t')$ is the total density operator. Note that the trace in Eq. (5) is taken with respect to both plasmon and electronic reservoirs. If the couplings to the electron and the hole reservoirs are weak, it is reasonable to assume that the standard Born-Markov approximation with respect to the electronic couplings is valid. In this case, multiplying Eq. (5) by $\hat{n}_\uparrow = |\uparrow\rangle\langle\uparrow|$ and $\hat{n}_\downarrow = |\downarrow\rangle\langle\downarrow|$, the equations of motions can be written as

$$\begin{aligned} \frac{\partial}{\partial t} \begin{pmatrix} \langle \hat{n}_\uparrow \rangle_t \\ \langle \hat{n}_\downarrow \rangle_t \end{pmatrix} &= \int dt' \begin{pmatrix} -A(t-t') \langle \hat{n}_\uparrow \rangle_{t'} \\ A(t-t') \langle \hat{n}_\downarrow \rangle_{t'} \end{pmatrix} \\ &+ \begin{bmatrix} -\Gamma_L & -\Gamma_L \\ 0 & -\Gamma_R \end{bmatrix} \begin{pmatrix} \langle \hat{n}_\uparrow \rangle_t \\ \langle \hat{n}_\downarrow \rangle_t \end{pmatrix} + \begin{pmatrix} \Gamma_L \\ 0 \end{pmatrix}, \end{aligned} \quad (6)$$

where $\Gamma_L = 2\pi \sum_{\mathbf{q}} V_{\mathbf{q}}^2 \delta(\varepsilon_\uparrow - \varepsilon_{\mathbf{q}}^\uparrow)$, $\Gamma_R = 2\pi \sum_{\mathbf{q}} W_{\mathbf{q}}^2 \delta(\varepsilon_\downarrow - \varepsilon_{\mathbf{q}}^\downarrow)$, and $\varepsilon = \hbar\omega_0 = \varepsilon_\uparrow - \varepsilon_\downarrow$ is the energy gap of the QD exciton. Here, $A(t-t') \equiv C(t-t') + C^*(t-t')$ can be viewed as the surface-plasmon correlation function with the function C defined as $C(t-t') \equiv \langle X_t X_{t'}^\dagger \rangle_0$. The appearance of the two-time correlation is attributed to that in the derivation of Eq. (6), we only assume the Born approximation to the plasmon reservoir, i.e. the Markovian one is not made.

One can now define the Laplace transformation for real z ,

$$\begin{aligned} C_\varepsilon(z) &\equiv \int_0^\infty dt e^{-zt} e^{i\varepsilon t} C(t) \\ n_\uparrow(z) &\equiv \int_0^\infty dt e^{-zt} \langle \hat{n}_\uparrow \rangle_t \text{ etc., } z > 0 \end{aligned} \quad (7)$$

and transform the whole equations of motion into z -space, and solved them algebraically. [10] The tunnel current from the hole-side barrier, $\hat{I}_R = -e\Gamma_R \langle \hat{n}_\downarrow \rangle_t$, can in principle be obtained by performing the inverse Laplace transformation. Depending on the complexity of the correlation function $C(t-t')$ in the time domain, this can be a formidable task which can however be avoided if one directly seeks the quantum noise.

In a quantum conductor in nonequilibrium, electronic current noise originates from the dynamical fluctuations of the current around its average $\langle I \rangle$. The shot-noise spectrum S_{I_R} can actually be calculated via the Mac-

Donald formula [14, 15],

$$S_{I_R}(\omega) = 2\omega e^2 \int_0^\infty dt \sin(\omega t) \frac{d}{dt} [\langle n^2(t) \rangle - (t \langle I \rangle)^2], \quad (8)$$

where $\frac{d}{dt} \langle n^2(t) \rangle = \sum_n n^2 \dot{P}_n(t)$ with $P_n(t)$ being the total probability of finding n electrons in the collector by time t . With the help of counting statistics [15], one can obtain

$$S_{I_R}(\omega) = 2eI \left\{ 1 + \frac{\Gamma_R \left[\frac{A(i\omega)\Gamma_L}{-A(i\omega)\Gamma_L\Gamma_R + (A(i\omega) + i\omega)(\Gamma_L + i\omega)(\Gamma_R + i\omega)} + \frac{A(-i\omega)\Gamma_L}{-A(-i\omega)\Gamma_L\Gamma_R + (A(-i\omega) - i\omega)(\Gamma_L - i\omega)(\Gamma_R - i\omega)} \right] \right\}, \quad (9)$$

where $A(z) \equiv C_\varepsilon(z) + C_\varepsilon^*(z)$.

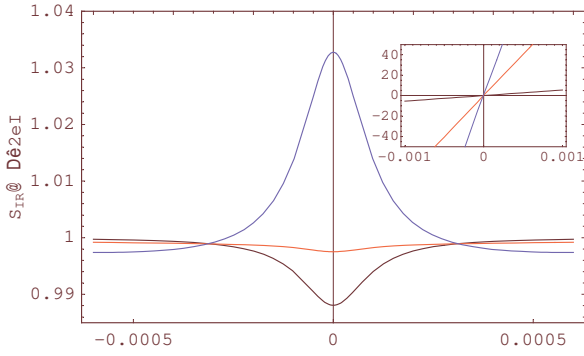


FIG. 2: (Color online) Shot-noise spectrums of QD excitons in front of a silver surface. The black, red, and blue lines represent the results of various dot-surface distances: $d = 0.1$, 0.045 , and 0.03 (in unit of $\lambda/2\pi \approx 1423\text{\AA}$), respectively. The inset shows the corresponding curves of the imaginary part of $A(i\omega)$.

The shot-noise spectrum of InAs QD excitons is numerically displayed in Fig. 2, where the tunneling rates, Γ_L and Γ_R , are assumed to be equal to $10^{-4}\omega_0$ and $10^{-3}\omega_0$, respectively. The plasma oscillation energy $\hbar\omega_p$ of silver and exciton bandgap energy $\hbar\omega_0$ are 3.76eV and 1.39eV . One knows from Fig. 1 that there is no essential difference in physics for different orientations of the exciton dipole moment. Therefore, in plotting the figure the dipole moment \hat{p} is assumed to be along \hat{z} direction for simplicity. Without making Markovian approximation, the black, red, and blue lines represent the results for different dot-surface distances: $d = 0.1$, 0.045 , and 0.03 (in unit of $\lambda/2\pi \approx 1423\text{\AA}$), respectively. As seen, the Fano factor ($F \equiv S_{I_R}(\omega = 0)/2e\langle I \rangle$) gradually changes from sub-Poissonian to super-Poissonian noise as the QD is moving toward the surface. To explain this, one should seek for the analytical solution at zero frequency:

$$F = 1 - \frac{2\Gamma_L\Gamma_R[\gamma\Gamma_L + \gamma(\gamma + \Gamma_R)]}{[\gamma\Gamma_R + \Gamma_L(\gamma + \Gamma_R)]^2} + \frac{2\text{Im}[\frac{\partial A(i\omega)}{\partial \omega}]_{\omega=0}\Gamma_L^2\Gamma_R^2}{[\gamma\Gamma_R + \Gamma_L(\gamma + \Gamma_R)]^2}, \quad (10)$$

where γ is the decay rate of a QD exciton under Markovian approximation. As can be seen, the first two terms in Eq. (10) are the original Markovian results. The third term is indeed from the non-Markovian part, i.e. the surface-plasmon correlation function $A(z)$. The inset of Fig. 2 numerically shows the imaginary part of $A(i\omega)$. As the QD is closer to the silver surface, the slope becomes steeper, which coincides with the analytical result.

Unlike the super-Poissonian noise arose from dot-lead couplings [16], the underlying physical picture here may be similar to a recent work by Djuric *et al.* [17] They considered the tunneling problem through a QD connected coherently to a nearby single-level dot, which is not connected to the left and right leads. In this case, the coherent hopping to the nearby dot also gives an extra "positive" term to the Fano factor. The explanation is that the coming electron can either tunnel out of the original dot directly, or travel to the nearby dot and come back again. This indirect path is the origin of the super-Poissonian noise. In our case, as the exciton decays into surface plasmon, the non-Markovian effect from the plasmon reservoir may re-excite it now and then. This memory effect causes an enhancement to the Fano factor.

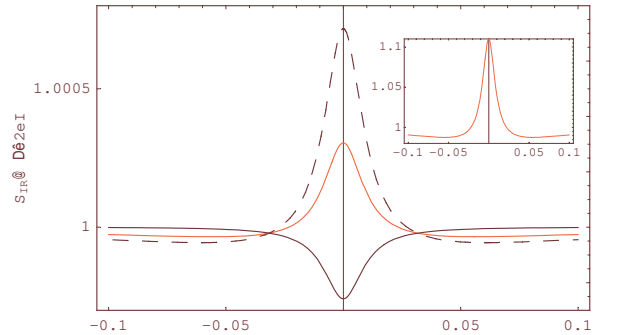


FIG. 3: (Color online) Shot-noise spectrums of QD excitons in the presence of Lorentzian cutoff. Sub-Poissonian noise represented by the black line is the result of Markovian approximation. Super-Poissonian noise (red and dashed lines) is the consequence of non-Markovian effect. To plot the figure, the exciton spontaneous lifetime ($= 1/\gamma$) used here is 1.3ns , and the cutoff frequency for red (dashed) line is 9×10^{16} (1.2×10^{17}) Hz . Inset: Noise increased by the enhancement of the effective dipole moment (400 times) via superradiance.

To see whether this non-Markovian effect is general, let us return to the old quantum electrodynamic (QED) problem: spontaneous emission. As we mentioned in the introduction, the divergent problem in the frequency shift

can be removed by introducing the concept of cutoff frequency. The exciton-photon coupling is then described by the Hamiltonian:

$$\begin{aligned} H_{ex-ph} &= \sum_k \frac{1}{(1 + (\omega_k/\omega_B)^2)^2} D_k b_k^\dagger |\downarrow\rangle \langle \uparrow| + H.c. \\ &= |\downarrow\rangle \langle \uparrow| X + |\uparrow\rangle \langle \downarrow| X^\dagger, \end{aligned} \quad (11)$$

where $X = \sum_k D_k b_k^\dagger / (1 + (\omega_k/\omega_B)^2)^2$, b_k^\dagger denotes the photon creation operator, and D_k represents the exciton-photon coupling strength. The introduced Lorentzian cutoff contains the nonrelativistic cutoff frequency $\omega_B \approx c/a_B$, with a_B as the effective Bohr radius of the exciton. [18] Replacing H_{ex-ph} by H_{ex-ph} in Eq. (5), one can obtain the corresponding noise spectrum straightforwardly as shown in Fig. 3. The Fano factor ($F \equiv S_{I_R}(\omega = 0)/2e\langle I \rangle$) is sub-Poissonian (black line) under Markovian approximation, while it may become super-Poissonian (as show by the dashed and red lines) without making Markovian approximation.

One also finds that the magnitude of the Fano factor depends on the cutoff frequency ω_B . With the increasing of ω_B , the Fano factor becomes larger (the dashed line). This phenomenon allows one to test the cutoff frequency in QED. However, one might argue that the value of the super-Poissonian noise is extremely small and may not be observable in real experiments. To overcome this obstacle, we suggest to make use of the property of collective decay (superradiance). [19] For example, one can, instead of the QD, insert a quantum well (QW) into the p - i - n junction. The QW exciton had been demonstrated to exhibit superradiance phenomenon with an enhanced factor of $(\lambda/d)^2$, where λ and d represent the wavelength

of the emitted photon and lattice constant of the material, respectively. In another word, one can say that the effective dipole moment of the QW exciton is enhanced by a factor of $(\lambda/d)^2$. [20] Consider the real experimental values [21], the observed enhancement is around several hundred times the lone exciton. We thus plot the Fano factor in the inset of Fig. 3. As can be seen, the value of the super-Poissonian noise is greatly enhanced by superradiance. This gives a better chance to observe the mentioned effect. Another possible candidate for the enhancement is the uniform QD-arrays. [22] Within the collective decay area defined by λ^2 , the effective dipole moment may also be enhanced by a factor of $(\lambda/r)^2$, where r is the dot-lattice constant.

Finally, we note that recent advances in fabrication nanotechnologies have made it possible to grow high quality nanowires [23], in which cavity QED phenomena can be revealed via surface plasmons. [24] It is likely that similar effects will appear if the QD p - i - n junction is coupled to the channel plasmons. Even more, since the dispersion relation in cylindrical interface is much more complex (for example, it contains both real and virtual modes [25]), the corresponding shot-noise spectrums are expected to give more information about the non-Markovian effect. Further investigations in this direction certainly put such a system more useful in the fields of quantum transport and cavity QED.

We would like to thank Prof. T. Brandes at Technische Universität Berlin, G. Y. Chen at Chiao-Tung University, Prof. J. Y. Hsu, and Prof. S. H. Chang at Institute Electro-Optical Engineering for helpful discussions. This work is supported partially by the National Science Council, Taiwan under the grant number NSC 95-2112-M-006-031-MY3.

-
- [1] R. H. Ritchie, Phys. Rev. **106**, 874 (1957).
 - [2] *Electromagnetic Surface Modes*, edited by A. D. Boardman (John Wiley & Sons, 1982).
 - [3] H. Morawitz and M. R. Philpott, Phys. Rev. **B 10**, 4863 (1974); M. Babiker and G. Barton, J. Phys. A: Math. Gen. **9**, 129 (1976); R. Bonifacio and H. Morawitz, Phys. Rev. Lett. **36**, 1559 (1976).
 - [4] A. Einstein, Phys. Z. **18**, 121 (1917).
 - [5] H. E. Moses, Phys. Rev. **A 8**, 1710 (1973).
 - [6] E. Hanamura, Phys. Rev. **B 38**, 1228 (1988); Y. N. Chen, D. S. Chu, and T. Brandes, Phys. Rev. Lett. **90**, 166802 (2003).
 - [7] J. M. Gerard, B. Sermage, B. Gayral, B. Legrand, E. Costard and V. Thierry-Mieg, Phys. Rev. Lett. **81**, 1110 (1998); G. S. Solomon, M. Pelton, and Y. Yamamoto, Phys. Rev. Lett. **86**, 3903 (2001).
 - [8] X. Q. Li, Y. W. Wu, D. Steel, D. Gammon, T. H. Stievater, D. S. Katzer, D. Park, C. Piermarocchi, and L. J. Sham, Science **301**, 809 (2003).
 - [9] Z. Yuan, B. E. Kardynal, R.M. Stevenson, A. J. Shields, C. J. Lobo, K. Cooper, N. S. Beattie, D. A. Ritchie, and M. Pepper, Science **295**, 102 (2002).
 - [10] Y. N. Chen and D. S. Chu, Phys. Rev. **B 66**, 165316 (2002); Y. N. Chen, D. S. Chu, and T. Brandes, Phys. Rev. **B 72**, 153312 (2005).
 - [11] C. W. J. Beenakker, Rev. Mod. Phys. **69**, 731 (1997); Y. M. Blanter and M. Buttiker, Phys. Rep. **336**, 1 (2000).
 - [12] J. Zhang, Y. H. Ye, X. Wang, P. Rochon, and M. Xiao, Phys. Rev. **B 72**, 201306(R) (2005); P. P. Pompa, L. Martiradonna, A. Della Torre, F. Della Sala, L. Manna, M. De Vittorio, F. Calabi, R. Cingolani, and R. Rinaldi, Nature Nanotechnology **1**, 126 (2006).
 - [13] J. M. Elson and R. H. Ritchie, Phys. Rev. **B 4**, 4129 (1971).
 - [14] D. K. C. MacDonald, Rep. Prog. Phys. **12**, 56 (1948).
 - [15] R. Aguado and T. Brandes, Phys. Rev. Lett. **92**, 206601 (2004).
 - [16] H. -A. Engel and D. Loss, Phys. Rev. Lett. **93**, 136602 (2004); A. Thielmann, M. H. Hettler, J. König, G. Schön, Phys. Rev. Lett. **95**, 146806 (2005).
 - [17] I. Djurica, B. Dong, and H. L. Cui, Appl. Phys. Lett. **87**, 032105 (2005).
 - [18] J. Seke and W. N. Herfort, Physical Review **A 38**, 833 (1988).

- [19] R. H. Dicke, Phys. Rev. **93**, 99 (1954).
- [20] K. C. Liu, Y. C. Lee, and Y. Shan, Phys. Rev. **B 15**, 978 (1975); J. Knoester, Phys. Rev. Lett. **68**, 654 (1992); Y. N. Chen and D. S. Chu, Phys. Rev. **B 61**, 10815 (2000).
- [21] B. Deveaud, F. Clerot, N. Roy, K. Satzke, B. Sermage, and D. S. Katzer, Phys. Rev. Lett. **67**, 2355 (1991).
- [22] M. Schmidbauer, S. Seydmohamadi, D. Grigoriev, Z. M. Wang, Y. I. Mazur, P. Schafer, M. Hanke, R. Kohler, and G. J. Salamo, Phys. Rev. Lett. **96**, 066108 (2006); M. Scheibner, T. Schmidt, L. Worschech, A. Forchel, G. Bacher, T. Passow, and D. Hommel, Nature Physics **3**, 106 (2007).
- [23] H. Dittlbacher, A. Hohenau, D. Wagner, U. Kreibig, M. Rogers, F. Hofer, F. Aussenegg, and J. Krenn, Phys. Rev. Lett. **95**, 257403 (2005). S. Bozhevolnyi, V. Volkov, E. Devaux, J. Y. Laluet, and T. Ebbesen, Nature **440**, 508 (2006).
- [24] D. E. Chang, A. S. Sorensen, P. R. Hemmer, and M. D. Lukin, Phys. Rev. Lett. **97**, 053002 (2006).
- [25] C. A. Pfeiffer, E. N. Economou, and K. L. Ngai, Phys. Rev. **B 10**, 3038 (1974).