

# *Ab initio* calculations of third-order elastic constants and related properties for selected semiconductors

Michał Łopuszyński

*Interdisciplinary Centre for Mathematical and Computational Modelling,  
Warsaw University, Pawińskiego 5A, 02-106 Warsaw*

Jacek A. Majewski

*Institute of Theoretical Physics, Faculty of Physics,  
Warsaw University, Hoża 69, 00-681 Warszawa, Poland*

(Dated: May 26, 2019)

We present theoretical studies for the third-order elastic constants  $C_{ijk}$  in zinc-blende nitrides AlN, GaN, and InN. Our predictions for these compounds are based on detailed *ab initio* calculations of strain-energy and strain-stress relations in the framework of the density functional theory. To judge the computational accuracy, we compare the *ab initio* calculated results for  $C_{ijk}$  with experimental data available for Si and GaAs. We also underline the relation of the third-order elastic constants to other quantities characterizing anharmonic behaviour of materials, such as pressure derivatives of the second-order elastic constants  $c'_{ij}$  and the mode Grüneisen constants for long-wavelength acoustic modes  $\gamma(\mathbf{q}, \mathbf{j})$ .

PACS numbers: 62.20.Dc, 43.25.+y, 62.50.+p

## I. INTRODUCTION

Third-order elastic constants  $C_{ijk}$  are important quantities characterizing nonlinear elastic properties of materials and the interest in them dates back to the beginning of modern solid state physics.<sup>1,2,3,4,5</sup> Third- and higher-order elastic constants are useful not only in describing mechanical phenomena when large stresses and strains are involved (e.g., in heterostructures of optoelectronic devices), but they can also serve as a basis for discussion of other anharmonic properties. The applications include phenomena such as thermal expansion, temperature dependence of elastic properties, phonon-phonon interactions etc.<sup>6</sup>

As far as theoretical studies are concerned, at the beginning the third-order elastic constants were calculated in the framework of the valence force Keating model.<sup>7</sup> Later on, many other more sophisticated microscopic theories were employed to describe and predict nonlinear elastic properties of crystals on the basis of their atomic composition.<sup>6</sup> Nowadays, precise *ab initio* calculations seem to be the most promising approach to handle this task. Such applications of density functional theory (DFT) on the local density approximation level (LDA) were already reported.<sup>8,9</sup>

Recently, one observes increased interest in nonlinear effects in elastic<sup>10,11,12</sup> and piezoelectric properties.<sup>13,14</sup> This is strongly connected to the fact that research focuses nowadays on the semiconductor nanostructures. In such systems these nonlinear effects are not only more pronounced than in bulk materials, but very often their reliable quantitative description is a prerequisite for correct theoretical explanation of the experimental data.<sup>12,14,15,16,17,18</sup> In this paper, we perform *ab initio* calculations of the unknown third-order elastic constants in cubic nitrides. The nitrides are technologically im-

portant group of materials for which the nonlinear effects are particularly significant.<sup>10,12,19,20</sup> Therefore, the knowledge of the third-order elastic moduli will definitely improve the modeling of nitride based nanostructures. In this work we also briefly discuss the applications of  $C_{ijk}$  to determination of other anharmonic properties, namely, pressure derivatives of second-order elastic moduli  $c'_{ij}$  and mode Grüneisen constants  $\gamma(\mathbf{q}, \mathbf{j})$ . Since the third-order effects are rather subtle, their computational determination can also serve as a precise test of accuracy for modern *ab initio* codes based on DFT approach.

The paper is organized as follows. In Sec. II we give a general overview of the nonlinear elasticity theory. Sec. III contains a description of employed methodology. Also results for third-order elastic constants obtained from *ab initio* calculations are presented there. Our findings for Si and GaAs are compared with previous numerical calculations and measurements, later on theoretical predictions for zinc-blende nitrides AlN, GaN, and InN are given. Secs. IV and V deal with the determination of quantities related to third-order elastic constants, namely, the pressure dependent elastic constants and mode Grüneisen constants, respectively. Finally, we conclude the paper in Sec. VI.

## II. OVERVIEW OF NONLINEAR ELASTICITY THEORY

Here we will recall some basic facts from nonlinear theory of elasticity.<sup>1,2,3,4,5,6</sup> Let us consider point  $\mathbf{x}$  which, after applying strain to a crystal, moves to the position  $\mathbf{x}'$ . After introducing the Jacobian matrix  $\mathbf{J}$

$$J_{ij} = \frac{\partial x'_i}{\partial x_j} \quad (1)$$

we may define the Lagrangian strain

$$\boldsymbol{\eta} = \frac{1}{2}(\mathbf{J}^T \mathbf{J} - \mathbf{1}), \quad (2)$$

which is a convenient measure of deformation for an elastic body.

The energy per unit mass  $E(\boldsymbol{\eta})$  corresponding to the applied strain may be developed in power series with respect to  $\boldsymbol{\eta}$ . This leads to the expression

$$\rho_0 E(\boldsymbol{\eta}) = \frac{1}{2!} \sum_{i,j=1,6} c_{ij} \eta_i \eta_j + \frac{1}{3!} \sum_{i,j,k=1,6} C_{ijk} \eta_i \eta_j \eta_k + \dots, \quad (3)$$

where we applied Voigt convention ( $\eta_{11} \rightarrow \eta_1$ ,  $\eta_{22} \rightarrow \eta_2$ ,  $\eta_{33} \rightarrow \eta_3$ ,  $\eta_{23} \rightarrow \eta_4/2$ ,  $\eta_{13} \rightarrow \eta_5/2$ ,  $\eta_{12} \rightarrow \eta_6/2$ ) and introduced the density of unstrained crystal  $\rho_0$ . The  $c_{ij}$  and  $C_{ijk}$ <sup>40</sup> denote here second- and third-order elastic constants respectively. If we introduce  $\mathbf{J} = (\mathbf{1} + \boldsymbol{\epsilon})$  and assume that  $\boldsymbol{\epsilon}$  is symmetric (rotation free) linear strain tensor, the definition of  $\boldsymbol{\eta}$  [Eq. (2)] yields

$$\boldsymbol{\eta} = \boldsymbol{\epsilon} + \frac{1}{2} \boldsymbol{\epsilon}^2. \quad (4)$$

Substituting the above result to the expansion in Eq. (3) and leaving only terms up to second order with respect to components of  $\boldsymbol{\epsilon}$  recovers the infinitesimal theory of elasticity.

Naturally, the general expression for energy of strained crystal, as given by Eq. (3), can be simplified employing symmetry considerations. For cubic crystals, this procedure yields the following formula

$$\begin{aligned} \rho_0 E(\boldsymbol{\eta}) = & \frac{1}{2} c_{11} (\eta_1^2 + \eta_2^2 + \eta_3^2) + \frac{1}{2} c_{44} (\eta_4^2 + \eta_5^2 + \eta_6^2) + \\ & + c_{12} (\eta_1 \eta_2 + \eta_3 \eta_2 + \eta_1 \eta_3) + \\ & \frac{1}{6} C_{111} (\eta_1^3 + \eta_2^3 + \eta_3^3) + \\ & \frac{1}{2} C_{112} (\eta_2 \eta_1^2 + \eta_3 \eta_1^2 + \eta_2^2 \eta_1 + \eta_3^2 \eta_1 + \eta_2 \eta_3^2 + \eta_2^2 \eta_3) + \\ & C_{123} \eta_1 \eta_2 \eta_3 + \frac{1}{2} C_{144} (\eta_1 \eta_4^2 + \eta_2 \eta_5^2 + \eta_3 \eta_6^2) + \\ & \frac{1}{2} C_{155} (\eta_2 \eta_4^2 + \eta_3 \eta_4^2 + \eta_1 \eta_5^2 + \eta_3 \eta_5^2 + \eta_1 \eta_6^2 + \eta_2 \eta_6^2) + \\ & C_{456} \eta_4 \eta_5 \eta_6 + \dots \end{aligned} \quad (5)$$

Another fundamental quantity in the theory of finite deformations is Lagrangian stress

$$t_{ij} = \rho_0 \frac{\partial E}{\partial \eta_{ij}}, \quad (6)$$

which can be expressed in terms of linear stress tensor  $\boldsymbol{\sigma}$  using the following formula

$$\mathbf{t} = \det(\mathbf{J}) \mathbf{J}^{-1} \boldsymbol{\sigma} (\mathbf{J}^T)^{-1}. \quad (7)$$

Again, Voigt convention ( $t_{11} \rightarrow t_1$ ,  $t_{22} \rightarrow t_2$ ,  $t_{33} \rightarrow t_3$ ,  $t_{23} \rightarrow t_4$ ,  $t_{13} \rightarrow t_5$ ,  $t_{12} \rightarrow t_6$ ) is used here.

### III. DETERMINATION OF THIRD-ORDER ELASTIC CONSTANTS

#### A. Methodology and computational details

In this work, we have determined third-order elastic constants for Si, GaAs, and zinc-blende nitrides (AlN, GaN, and InN) on the basis of quantum DFT calculations for deformed crystals. The results were obtained in two ways - employing strain-energy formula [Eq. (5)] and from strain-stress relation [Eqs. (6) and (7)].

The detailed procedure was as follows. We considered six sets of deformations parametrized by  $\eta$

$$\begin{aligned} \boldsymbol{\eta}_A &= (\eta, 0, 0, 0, 0, 0), \\ \boldsymbol{\eta}_B &= (\eta, \eta, 0, 0, 0, 0), \\ \boldsymbol{\eta}_C &= (\eta, 0, 0, \eta, 0, 0), \\ \boldsymbol{\eta}_D &= (\eta, 0, 0, 0, \eta, 0), \\ \boldsymbol{\eta}_E &= (\eta, \eta, \eta, 0, 0, 0), \\ \boldsymbol{\eta}_F &= (0, 0, 0, \eta, \eta, \eta). \end{aligned} \quad (8)$$

In every case,  $\eta$  was varied between  $-0.08$  to  $0.08$  with step  $0.008$ . For every deformed configuration, the positions of atoms were optimized and both energy and stress tensors were calculated on the basis of quantum DFT formalism. In this way, for each type of distortion, dependencies of energy  $E(\eta)$  and stress tensor  $\mathbf{t}(\eta)$  on strain parameter  $\eta$  were obtained. The numerical results have been in turn compared with the expressions from the nonlinear theory of elasticity, which are summarized in Table I. This allows to extract the values of the second- and third-order elastic constants, by performing suitable polynomial fits.

The DFT calculations have been performed using the *ab initio* total energy code VASP developed at the Institut für Materialphysik of Universität Wien.<sup>21,22,23</sup> The projector augmented wave (PAW) approach<sup>24</sup> was used together with the standard pseudopotentials supplied by VASP authors.<sup>25</sup> The following energy cutoffs were used with calculated systems:  $E_{cutoff}^{Si} = 600$  eV,  $E_{cutoff}^{GaAs} = 700$  eV,  $E_{cutoff}^{AlN} = E_{cutoff}^{GaN} = E_{cutoff}^{InN} = 800$  eV. The Brillouin zone integrals were calculated according to Monkhorst-Pack scheme.<sup>26</sup> For Si and GaAs  $13 \times 13 \times 13$  mesh was used, whereas for AlN, GaN, and InN we applied  $11 \times 11 \times 11$  sampling. For Ga and In, semi-core 3d and 4d electrons were explicitly included in the calculations. For the exchange-correlation functional generalized gradient approximation (GGA) according to Perdew, Burke and Ernzerhof<sup>27,28</sup> was applied.

#### B. Results and discussion

Results are presented in Tables II and III. Table II contains our findings for benchmark materials Si and GaAs, accompanied by available experimental data and previous theoretical findings within LDA-DFT theory. Table

TABLE I: Dependencies of energy and stress on deformation parameter  $\eta$  for considered types of deformation  $\eta_A, \dots, \eta_F$ , which have been used to determine second- and third-order elastic constants.

Energy:

$$\begin{aligned}\rho_0 E(\eta_A) &= \frac{1}{6}C_{111}\eta^3 + \frac{1}{2}c_{11}\eta^2 \doteq f_A(\eta) \\ \rho_0 E(\eta_B) &= \left(\frac{1}{3}C_{111} + C_{112}\right)\eta^3 + (c_{11} + c_{12})\eta^2 \doteq f_B(\eta) \\ \rho_0 E(\eta_C) &= \left(\frac{1}{6}C_{111} + \frac{1}{2}C_{144}\right)\eta^3 + \left(\frac{1}{2}c_{11} + \frac{1}{2}c_{44}\right)\eta^2 \doteq f_C(\eta) \\ \rho_0 E(\eta_D) &= \left(\frac{1}{6}C_{111} + \frac{1}{2}C_{155}\right)\eta^3 + \left(\frac{1}{2}c_{11} + \frac{1}{2}c_{44}\right)\eta^2 \doteq f_D(\eta) \\ \rho_0 E(\eta_E) &= \left(\frac{1}{2}C_{111} + 3C_{112} + C_{123}\right)\eta^3 + \left(\frac{3}{2}c_{11} + 3c_{12}\right)\eta^2 \doteq f_E(\eta) \\ \rho_0 E(\eta_F) &= C_{456}\eta^3 + \frac{3}{2}c_{44}\eta^2 \doteq f_F(\eta)\end{aligned}$$

Stress:

$$\begin{aligned}t_1(\eta_A) &= \frac{1}{2}C_{111}\eta^2 + c_{11}\eta \doteq g_{A1}(\eta) \\ t_2(\eta_A) &= \frac{1}{2}C_{112}\eta^2 + c_{12}\eta \doteq g_{A2}(\eta) \\ t_3(\eta_B) &= (C_{123} + C_{112})\eta^2 + 2c_{12}\eta \doteq g_B(\eta) \\ t_4(\eta_C) &= C_{144}\eta^2 + c_{44}\eta \doteq g_C(\eta) \\ t_5(\eta_D) &= C_{155}\eta^2 + c_{44}\eta \doteq g_D(\eta) \\ t_4(\eta_F) &= C_{456}\eta^2 + c_{44}\eta \doteq g_F(\eta)\end{aligned}$$

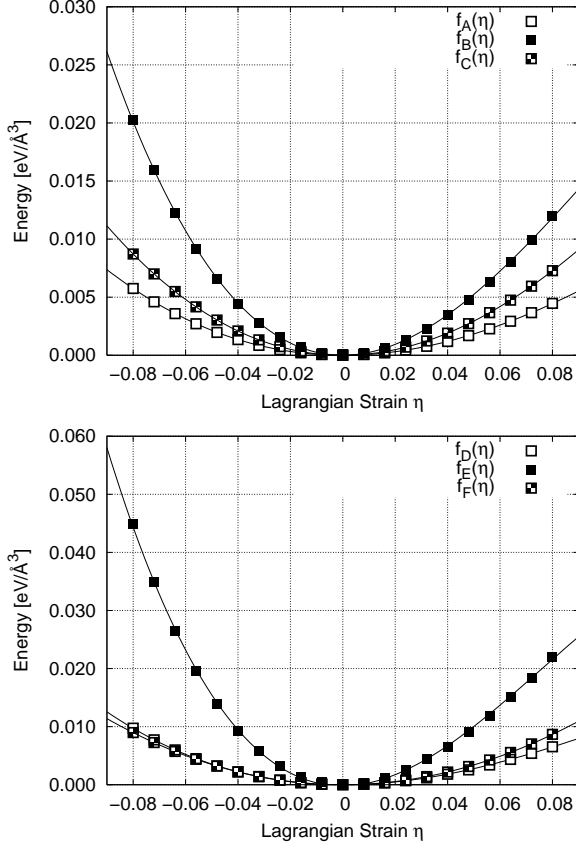


FIG. 1: Plots of strain-energy relations for GaN. Squares denote results of DFT computations, solid line represents a polynomial fit. See main text for details and Table I for definitions of  $f_A(\eta), f_B(\eta), \dots, f_F(\eta)$ .

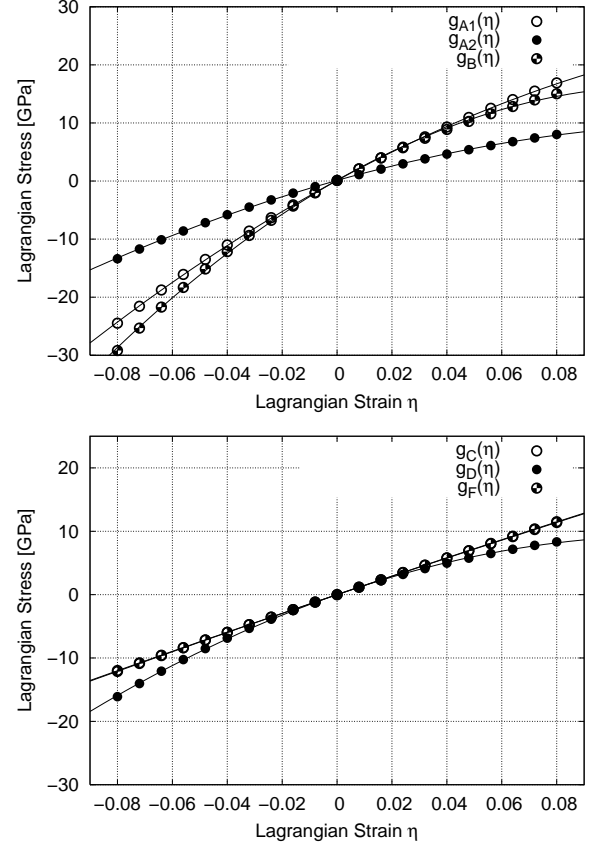


FIG. 2: Plots of strain-stress relations for GaN. Circles denote results of DFT computations, solid line represents a polynomial fit. See main text for details and Table I for definitions of  $g_{A1}(\eta), g_{A2}(\eta), \dots, g_F(\eta)$ . Curves for  $g_C(\eta)$  and  $g_F(\eta)$  coincide because of very similar values of  $C_{144}$  and  $C_{456}$  in GaN.

III gives our prediction for the unknown values of  $C_{ijk}$  for cubic nitrides. For completeness, we also provide there our prediction for second-order elastic moduli and compare them with previous calculations.<sup>12</sup>. For  $c_{ij}$  values,

sometimes it was possible to determine one constant from a few fits (e.g.,  $c_{44}$  from coefficients in  $f_C(\eta)$ ,  $f_D(\eta)$ , and  $f_F(\eta)$ ), obtaining slightly different results (e.g., for GaN,

$c_{44} = 145, 151, 147$  GPa from  $f_C(\eta)$ ,  $f_D(\eta)$ , and  $f_F(\eta)$  respectively). In such cases the average of all obtained values was given in the tables. The sample plots of both energy and stress dependencies for GaN together with fitted polynomials are depicted in Figs. 1 and 2.

When analyzing the above results, one has to bear in mind that both measurements and calculations of the third-order elastic constants are difficult. The reported experimental results for  $C_{ijk}$  are determined with significant uncertainties and quite often exhibit discrepancies between findings of different groups (see, e.g., GaAs in Table II). On the other hand, calculations of subtle third-order effects require reaching the limits of accuracy of modern quantum codes.

When comparing experimental values with DFT results, it is also worth noticing that *ab initio* calculations are strictly valid for perfect crystalline structure and in the limit of 0K temperature. The experiments, however, are often performed in conditions far from this idealized case. Particularly, the importance of temperature factor can be verified when comparing the results of measurements for  $C_{ijk}$  of Si in temperatures  $T = 298K$  and  $T = 4K$  given in Table II (see Ref. 29 for detailed experimental study). One can observe that for this semiconductor the values of constants  $C_{144}$  and  $C_{123}$  even change their sign, when material is cooled down.

As far as calculations of third-order elastic moduli are concerned, they also pose a difficult test to *ab initio* methods. The determination of  $C_{ijk}$  is sensitive to errors in energy and stress tensor and requires extremely good convergence of parameters governing the accuracy of computations. Shortcomings of GGA-DFT theory also might play here a role. The problem may be illustrated even for second-order effects. We have observed significant differences between the calculated and the measured second-order elastic constants for GaAs (see Table II). One possible origin of these discrepancies might be the commonly known tendency of GGA-DFT calculations to underestimate binding strength, and therefore to overestimate lattice constant. Indeed, our GGA-DFT calculations predict the equilibrium lattice constant of GaAs to be  $5.75 \text{ \AA}$ , considerably larger than the experimental value of  $5.65 \text{ \AA}$ .<sup>30</sup>

Keeping all the above in mind, we find that the agreement between our computations and measurements for test cases Si and GaAs is reasonably good (see Table II for details). It is also important to note that values of  $C_{ijk}$  calculated both from strain-energy and strain-stress relations are consistent with each other. As a cross-check we additionally verified our approach calculating second-order elastic moduli for GaAs with the aid of MedeA package.<sup>41</sup> It uses its own methodology of calculating  $c_{ij}$  on the basis of stress computed by VASP code.<sup>31</sup> We obtained values  $c_{11} = 99$  GPa,  $c_{12} = 41$  GPa,  $c_{44} = 51$  GPa, which are in agreement with the results given in Table II.

Next interesting issue is to examine for which range of deformations the third-order effects really matter. In

Fig. 3 we compare energy and stress for the particular deformation  $\eta_B$  in GaN crystal with energy and stress values obtained within linear and nonlinear elasticity theory. One can clearly see that the linear approach is not sufficient for strains larger than approximately 2.5%. It is also worth noting that for all studied semiconductors and examined range of deformations (i.e., with Lagrangian strains up to 8%) including the terms up to third-order in energy expansion [Eq. (3)] sufficed to obtain good agreement with DFT results.

It is also important to note that quadratic term in  $\epsilon$  in the expression for Lagrangian strain  $\eta$  [see Eq. (4)] is usually neglected when the second-order elastic constants are determined. For the third-order elastic constants, such omission is completely unjustified. For example, the approximation  $\eta \approx \epsilon$  leads to the following third-order elastic constants for Si,  $C_{111}^{wrong} = -256$  GPa,  $C_{112}^{wrong} = -375$  GPa,  $C_{144}^{wrong} = 94$  GPa,  $C_{155}^{wrong} = -130$  GPa,  $C_{123}^{wrong} = -105$  GPa,  $C_{456}^{wrong} = -2$  GPa, which show significant disagreement with the results obtained without the aforementioned simplification (compare results in Table II). As one would expect, the second-order elastic constants remain virtually unaffected by the approximation  $\eta \approx \epsilon$ , being now  $c_{11} = 150$  GPa,  $c_{12} = 62$  GPa,  $c_{44} = 73$  GPa.

#### IV. RELATION TO PRESSURE DEPENDENT ELASTIC CONSTANTS

In case of materials under large hydrostatic pressure it is useful to describe the nonlinear elastic properties using the concept of pressure dependent elastic constants  $c_{ij}(P)$ . For many applications, it is sufficient to consider only terms linear in the external hydrostatic pressure

$$\begin{aligned} c_{11}^P(P) &\approx c_{11} + c'_{11}P, \\ c_{12}^P(P) &\approx c_{12} + c'_{12}P, \\ c_{45}^P(P) &\approx c_{45} + c'_{44}P, \end{aligned} \quad (9)$$

with pressure derivatives  $c'_{ij}$  being here material parameters. Naturally, the information about  $c'_{ij}$  can be recovered from third-order elastic constants. The necessary formulas are given below<sup>1</sup>

$$\begin{aligned} c'_{11} &= -\frac{2C_{112} + C_{111} + 2c_{12} + 2c_{11}}{2c_{12} + c_{11}}, \\ c'_{12} &= -\frac{C_{123} + 2C_{112} - c_{12} - c_{11}}{2c_{12} + c_{11}}, \\ c'_{44} &= -\frac{2C_{155} + C_{144} + c_{44} + 2c_{12} + c_{11}}{2c_{12} + c_{11}}. \end{aligned} \quad (10)$$

Results for pressure derivatives  $c'_{ij}$  calculated on the basis of our estimates for second- and third-order elastic constants are shown in Tables IV and V.

Table IV provides comparison with experimental results for Si<sup>37</sup> and GaAs.<sup>38</sup> The agreement is very good and shows that the results from the strain-energy relation

TABLE II: Comparison of the calculated second- and third-order elastic constants for Si and GaAs with the experimental values and previous calculations. All data are in GPa.

	Present results		Previous calculations	Experiment
	strain-energy	strain-stress		
<b>Si</b>				
$c_{11}$	153	153	159 <sup>a</sup>	167 <sup>c</sup>
$c_{12}$	65	57	61 <sup>a</sup>	65 <sup>c</sup>
$c_{44}$	73	75	85 <sup>a</sup>	80 <sup>c</sup>
$C_{111}$	-698	-687	-750 <sup>a</sup>	-880 <sup>d</sup> -834 <sup>e</sup> -825 <sup>f</sup>
$C_{112}$	-451	-439	-480 <sup>a</sup>	-515 <sup>d</sup> -531 <sup>e</sup> -451 <sup>f</sup>
$C_{144}$	74	72		74 <sup>d</sup> -95 <sup>e</sup> 12 <sup>f</sup>
$C_{155}$	-253	-252		-385 <sup>d</sup> -296 <sup>e</sup> -310 <sup>f</sup>
$C_{123}$	-112	-92	0 <sup>a</sup>	27 <sup>d</sup> -2 <sup>e</sup> -64 <sup>f</sup>
$C_{456}$	-57	-57	-80 <sup>a</sup>	-40 <sup>d</sup> -7 <sup>e</sup> -64 <sup>f</sup>
$C_{144} + 2C_{155}$	-430	-432	-580 <sup>a</sup>	-696 <sup>d</sup> -687 <sup>e</sup> -608 <sup>f</sup>
<b>GaAs</b>				
$c_{11}$	100	99	126 <sup>b</sup>	113 <sup>g</sup>
$c_{12}$	49	41	55 <sup>b</sup>	57 <sup>g</sup>
$c_{44}$	52	51	61 <sup>b</sup>	60 <sup>g</sup>
$C_{111}$	-561	-561	-600 <sup>b</sup>	-675 <sup>h</sup> -622 <sup>i</sup> -620 <sup>j</sup>
$C_{112}$	-337	-318	-401 <sup>b</sup>	-402 <sup>h</sup> -387 <sup>i</sup> -392 <sup>j</sup>
$C_{144}$	-14	-16	10 <sup>b</sup>	-70 <sup>h</sup> 2 <sup>i</sup> 8 <sup>j</sup>
$C_{155}$	-244	-242	-305 <sup>b</sup>	-320 <sup>h</sup> -269 <sup>i</sup> -274 <sup>j</sup>
$C_{123}$	-83	-70	-94 <sup>b</sup>	-4 <sup>h</sup> -57 <sup>i</sup> -62 <sup>j</sup>
$C_{456}$	-22	-22	-43 <sup>b</sup>	-69 <sup>h</sup> -39 <sup>i</sup> -43 <sup>j</sup>

<sup>a</sup>Reference 8 (LDA).

<sup>b</sup>Reference 9 (LDA).

<sup>c</sup>Reference 32 ( $T = 73K$ ).

<sup>d</sup>Reference 33 ( $T = 4K$ ).

<sup>e</sup>Reference 33 ( $T = 298K$ ).

<sup>f</sup>Reference 29 ( $T = 298K$ ).

<sup>g</sup>Reference 30 (extrapolation to  $T = 0K$ ).

<sup>h</sup>Reference 34 ( $T = 298K$ ).

<sup>i</sup>Reference 35 ( $T = 298K$ ).

<sup>j</sup>Reference 36 ( $T = 298K$ ).

reproduce the experimental values slightly better than findings based on strain-stress formula.

Table V contains values of  $c'_{ij}$  for zinc-blende nitrides and compares the present calculation with our previous work.<sup>12</sup> In Ref. 12, the following approach for determination of pressure dependence of the second-order elastic constants has been used. First, the hydrostatic strain (corresponding to the external pressure  $P$ ) has been applied to a crystal, and then the crystal has been additionally deformed to determine the pressure dependent elastic constants. The DFT results for the total elastic energy combined with the strain-energy relation have enabled us to determine  $c_{ij}(P)$  as well as  $c'_{ij}$ . We would like to stress that the additional non-infinitesimal strain has not always been trace free just leading to a spurious hydrostatic component that has modified external hydrostatic pressure. Therefore, we believe that the approach employed in the present paper is not only more direct, but also slightly more accurate. The discrepancies be-

tween our present and previous results can be also partly ascribed to the methodological differences, such as different exchange-correlation functional used and slightly different calculation parameters (Brillouin zone sampling, energy cutoffs etc.).

## V. RELATION TO GRÜNEISEN CONSTANTS OF LONG-WAVELENGTH ACOUSTIC MODES

The mode Grüneisen constants constitute a group of important coefficients, which characterize anharmonic properties of crystals. These quantities are frequently encountered in theory of phonons and in description of thermodynamical properties of solids. The mode Grüneisen constants are defined as follows

$$\gamma(\mathbf{q}, \mathbf{j}) = -\frac{\partial \ln \omega(\mathbf{q}, \mathbf{j})}{\partial \ln \mathbf{V}} = -\frac{\mathbf{V}}{\omega(\mathbf{q}, \mathbf{j})} \frac{\partial \omega(\mathbf{q}, \mathbf{j})}{\partial \mathbf{V}}, \quad (11)$$

TABLE III: Theoretical predictions for the third-order elastic constants of zinc-blende nitrides - AlN, GaN, and InN. The second-order elastic constants are included and compared with previous calculations. All data are in GPa.

	Present results		Previous calculations <sup>a</sup>
	strain-energy	strain-stress	
<b>AlN</b>			
$c_{11}$	284	282	267
$c_{12}$	167	149	141
$c_{44}$	181	179	172
$C_{111}$	-1070	-1073	
$C_{112}$	-1010	-965	
$C_{144}$	63	57	
$C_{155}$	-751	-757	
$C_{123}$	-78	-61	
$C_{456}$	-11	-9	
<b>GaN</b>			
$c_{11}$	255	252	252
$c_{12}$	147	129	131
$c_{44}$	148	147	146
$C_{111}$	-1209	-1213	
$C_{112}$	-905	-867	
$C_{144}$	-45	-46	
$C_{155}$	-603	-606	
$C_{123}$	-294	-253	
$C_{456}$	-48	-49	
<b>InN</b>			
$c_{11}$	160	159	149
$c_{12}$	115	102	94
$c_{44}$	78	78	77
$C_{111}$	-752	-756	
$C_{112}$	-661	-636	
$C_{144}$	16	13	
$C_{155}$	-268	-271	
$C_{123}$	-357	-310	
$C_{456}$	14	15	

<sup>a</sup>Reference 12 (GGA).

where  $\mathbf{q}$  denotes phonon wave vector and  $\mathbf{j}$  polarization vector.

On the basis of continuum limit, one may express mode Grüneisen constants for long-wavelength acoustic modes in terms of second- and third-order elastic constants. The necessary expressions used here have been given by Mayer and Wehner.<sup>39</sup> The results for  $\gamma(\mathbf{q}, \mathbf{j})$  obtained from our strain-energy estimates of elastic moduli are given in Table VI.

Comparison with the experimental data available for Si shows that results calculated by us often differ significantly from experimental findings. The discrepancy is particularly pronounced for transverse modes (i.e.,  $\gamma((\epsilon, 0, 0), \text{TA}) = \gamma((\epsilon, \epsilon, 0), \text{TA}_z)$  and  $\gamma((\epsilon, \epsilon, 0), \text{TA}_{xy})$ ) for which the magnitudes of Grüneisen constants are much smaller than for longitudinal modes. In our opin-

ion, this indicates that  $\gamma(\mathbf{q}, \mathbf{j})$  are quite sensitive to inaccuracies in  $C_{ijk}$  values. Therefore, one has to treat our prediction for mode Grüneisen constants in zinc-blende nitrides rather as a quite crude approximation. Nevertheless, it could be an interesting subject of further studies to compare the above results with *ab initio* phonon calculations performed via density functional perturbation theory. More detailed experimental studies for broader range of materials could also shed more light on the value of presented theoretical predictions.

## VI. CONCLUSIONS

We have presented a detailed *ab initio* study of third-order elastic constants  $C_{ijk}$  for selected semiconductors

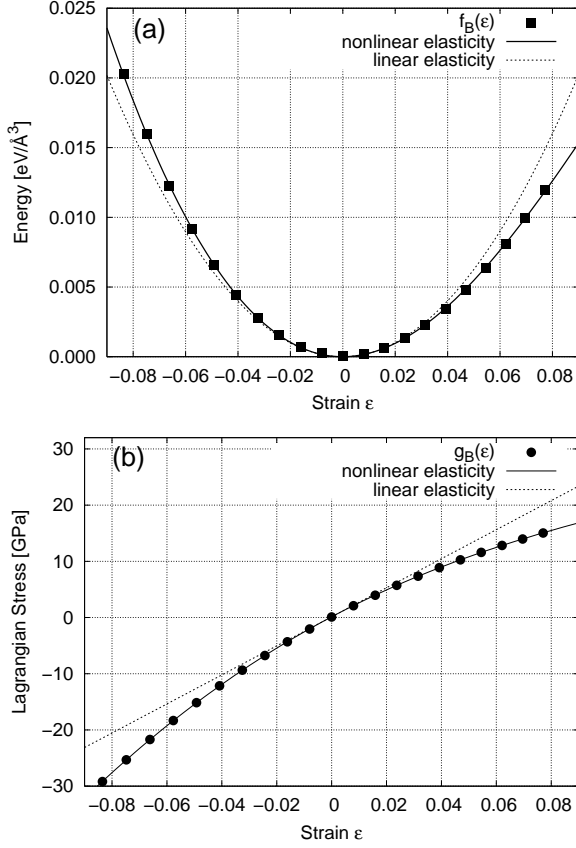


FIG. 3: Energy (a) and stress component  $t_3$  (b) as a function of linear strain parameter  $\epsilon$  for particular deformation  $\eta_B$  for GaN cubic crystal. Full points denote results of DFT computations, solid and dashed lines indicate the curves obtained from nonlinear and linear elasticity theory respectively.

TABLE IV: Pressure derivatives of second-order elastic constants for Si and GaAs calculated on the basis of Eqs. (10). For comparison experimental findings are included.

	Present results		Experiment
	strain-energy	strain-stress	
<b>Si</b>			
$c'_{11}$	4.09	4.30	4.19 <sup>a</sup>
$c'_{12}$	4.34	4.43	4.02 <sup>a</sup>
$c'_{44}$	0.27	0.34	0.80 <sup>a</sup>
<b>GaAs</b>			
$c'_{11}$	4.71	5.06	4.63 <sup>b</sup>
$c'_{12}$	4.56	4.67	4.42 <sup>b</sup>
$c'_{44}$	1.27	1.48	1.10 <sup>b</sup>

<sup>a</sup>Reference 37 (T=4K).

<sup>b</sup>Reference 38 (T=298K).

- Si, GaAs, and zinc-blende nitrides AlN, GaN, and InN. Even though third-order effects are very subtle, we showed that it is possible to estimate them by means of density functional theory on the GGA level. We have

TABLE V: Prediction of pressure derivatives of second-order elastic constants for zinc-blende nitrides AlN, GaN, and InN calculated on the basis of Eqs. (10). For comparison, results of previous calculations employing different methodology are included.

	Present results		Previous calculations <sup>a</sup>
	strain-energy	strain-stress	
<b>AlN</b>			
$c'_{11}$	3.53	3.68	5.21
$c'_{12}$	4.12	4.17	4.26
$c'_{44}$	1.03	1.20	1.69
<b>GaN</b>			
$c'_{11}$	4.03	4.28	4.17
$c'_{12}$	4.56	4.64	3.50
$c'_{44}$	1.01	1.18	1.12
<b>InN</b>			
$c'_{11}$	3.89	4.15	4.58
$c'_{12}$	5.00	5.08	4.37
$c'_{44}$	0.13	0.24	0.66

<sup>a</sup>Reference 12.

TABLE VI: Grüneisen constants  $\gamma(\mathbf{q}, \mathbf{j})$  for long-wavelength acoustic modes. Experimental results for Si were given in Ref. 39 on the basis of ultrasound measurements data from Ref. 29. Theoretical prediction for  $\gamma(\mathbf{q}, \mathbf{j})$  were calculated on the basis of strain-energy values for  $c_{ij}$  and  $C_{ijk}$ .

	Experiment	Theory	Theory		
	Si	Si	AlN	GaN	InN
$\mathbf{q} = (\epsilon, 0, 0)$					
$\gamma(\text{LA})$	1.108	1.098	1.115	1.279	1.415
$\gamma(\text{TA})$	0.324	0.006	0.423	0.459	-0.055
$\mathbf{q} = (\epsilon, \epsilon, 0)$					
$\gamma(\text{LA})$	1.109	0.999	1.066	1.226	1.218
$\gamma(\text{TA}_{xy})$	-0.049	-0.301	-0.684	-0.613	-1.771
$\gamma(\text{TA}_z)$	0.324	0.006	0.423	0.459	-0.055
$\mathbf{q} = (\epsilon, \epsilon, \epsilon)$					
$\gamma(\text{LA})$	1.081	0.973	1.056	1.214	1.173

used two approaches involving either strain-energy or strain-stress relations, obtaining consistent results from both of them. To benchmark the reliability of presented method, we have compared our theoretical results for Si and GaAs with available experimental findings. The agreement is reasonable, however, particularly for moduli of smaller magnitude (e.g., for examined cases typically  $C_{144}$ ,  $C_{456}$ ) relative differences are significant. In our opinion, they can be ascribed to three main factors: shortcomings of GGA-DFT theory, lack of temperature effects in our calculations (experimental results for  $C_{ijk}$  are usually obtained in room temperature), and measure-

ment uncertainties. We have also underlined the relation of third-order elastic constants to other anharmonic properties. On the basis of the *ab initio* results for  $C_{ijk}$ , we have computed the pressure derivatives of second-order elastic moduli and provided rough estimations for Grüneisen constants of long-wavelength acoustic modes. We believe that DFT estimates of third-order elastic constants can be a very useful tool in modelling semiconductor nanostructures, in which nonlinear effects often play an important role.

## Acknowledgments

This work was partly supported by the Polish State Committee for Scientific Research, Project No. 1P03B03729. One of the authors (ML) wishes to acknowledge useful discussion with Alexander Mavromaras from Materials Design.

- 
- <sup>1</sup> F. Birch, Phys. Rev. **71**, 809 (1947).
  - <sup>2</sup> F. Murnaghan, *Finite Deformation of an Elastic Solids* (John Wiley and Sons, 1951).
  - <sup>3</sup> S. Bhagavantam, *Crystal Symmetry and Physical Properties* (Academic Press, 1966).
  - <sup>4</sup> R. Thurston and K. Brugger, Phys. Rev. **133**, A1604 (1964).
  - <sup>5</sup> K. Brugger, Phys. Rev. **133**, A1611 (1964).
  - <sup>6</sup> Y. Hiki, Ann. Rev. Mater. Sci. **11**, 51 (1981).
  - <sup>7</sup> P. N. Keating, Phys. Rev. **149**, 674 (1966).
  - <sup>8</sup> O. H. Nielsen and R. M. Martin, Phys. Rev. B **32**, 3792 (1985).
  - <sup>9</sup> J. Sörgel and U. Scherz, Eur. Phys. J. B **5**, 45 (1998).
  - <sup>10</sup> R. Kato and J. Hama, J. Phys.: Condens. Matter **6**, 7617 (1994).
  - <sup>11</sup> S. P. Lepkowski and J. A. Majewski, Solid State Commun. **131**, 763 (2004).
  - <sup>12</sup> S. P. Lepkowski, J. A. Majewski, and G. Jurczak, Phys. Rev. B **72**, 245201 (2005).
  - <sup>13</sup> K. Shimada, T. Sota, K. Suzuki, and H. Okumura, Jpn. J. Appl. Phys. **37**, L1421 (1998).
  - <sup>14</sup> G. Bester, X. Wu, D. Vanderbilt, and A. Zunger, Phys. Rev. Lett. **96**, 187602 (2006).
  - <sup>15</sup> M. D. Frogley, Downes, J. R., and D. Dunstan, Phys. Rev. B **62**, 13612 (2000).
  - <sup>16</sup> S. W. Ellaway and D. A. Faux, J. Appl. Phys. **92**, 3027 (2002).
  - <sup>17</sup> B. S. Ma, X. D. Wang, F. H. Su, Z. L. Fang, K. Ding, Z. C. Niu, and G. H. Li, J. Appl. Phys. **95**, 933 (2004).
  - <sup>18</sup> J. Luo, S. Li, J. Xia, and L. W. Wang, Phys. Rev. B **71**, 245315 (2005).
  - <sup>19</sup> G. Vaschenko, C. S. Menoni, D. Patel, C. N. Tomé, B. Clausen, N. F. Gardner, J. Sun, W. Götz, H. M. Ng, and A. Y. Cho, Phys. Stat. Sol. (b) **235**, 238 (2003).
  - <sup>20</sup> S. P. Lepkowski and J. A. Majewski, Phys. Rev. B **74**, 035336 (2006).
  - <sup>21</sup> G. Kresse and J. Hafner, Phys. Rev. B **47**, 558 (1993).
  - <sup>22</sup> G. Kresse and J. Furthmüller, Comput. Mat. Sci. **6**, 15 (1996).
  - <sup>23</sup> G. Kresse and J. Furthmüller, Phys. Rev. B **54**, 11169 (1996).
  - <sup>24</sup> P. E. Blöchl, Phys. Rev. B **50**, 17953 (1994).
  - <sup>25</sup> G. Kresse and D. Joubert, Phys. Rev. B **59**, 1758 (1999).
  - <sup>26</sup> H. J. Monkhorst and J. D. Pack, Phys. Rev. B **13**, 5188 (1976).
  - <sup>27</sup> J. P. Perdew, K. Burke, and M. Ernzerhof, Phys. Rev. Lett. **77**, 3865 (1996).
  - <sup>28</sup> J. P. Perdew, K. Burke, and M. Ernzerhof, Phys. Rev. Lett. **78**, 1396 (1996).
  - <sup>29</sup> H. J. McSkimin and P. Andreatch, J. Appl. Phys. **35**, 3312 (1964).
  - <sup>30</sup> J. S. Blakemore, J. Appl. Phys. **53**, R123 (1982).
  - <sup>31</sup> Y. L. Page and P. Saxe, Phys. Rev. B **65**, 104104 (2002).
  - <sup>32</sup> H. J. McSkimin, J. Appl. Phys. **24**, 988 (1953).
  - <sup>33</sup> J. Philip and M. Breazeale, J. Appl. Phys. **52**, 3383 (1981).
  - <sup>34</sup> J. Drabble and A. Brammer, Solid State Commun. **4**, 467 (1966).
  - <sup>35</sup> H. J. McSkimin and P. Andreatch, J. Appl. Phys. **38**, 2610 (1967).
  - <sup>36</sup> Y. Abe and K. Imai, Jpn. J. Appl. Phys. **25 Suppl 25-1**, 67 (1986).
  - <sup>37</sup> A. G. Beattie and J. Schirber, Phys. Rev. B **1**, 1548 (1970).
  - <sup>38</sup> H. J. McSkimin, A. Jayaraman, and P. Andreatch, J. Appl. Phys. **38**, 2362 (1967).
  - <sup>39</sup> A. Mayer and R. Wehner, Phys. Stat. Sol. (b) **126**, 91 (1984).
  - <sup>40</sup> In older texts concerning nonlinear elasticity different definitions of  $C_{ijk}$  may be encountered. In this paper we follow the convention proposed in Ref. 5 which is now a standard approach.
  - <sup>41</sup> See <http://www.materialsdesign.com> for details about the software.