

Sr_{1.5}Ba_{0.5}Zn₂Fe₁₂O₂₂ Hexaferrites Ferromagnetic Resonance and Nonlinear Excitation for Magneto-Electric Devices

Mahmut Obol, Nawaf Al-Moayed, Usman A. Khan, Mohammed N. Afsar

High Frequency Materials Measurement and Information Center, and Department of Electrical Engineering, Tufts University, Medford, MA 02155

Mahmut.Obol@tufts.edu

Abstract — A magneto electric (ME) effect was reported^[1] for the insulator material of helimagnetic hexaferrite of Sr_{1.5}Ba_{0.5}Zn₂Fe₁₂O₂₂. In this study we are interested in investigating this material's ferromagnetic resonance to define its internal anisotropy fields. By using a vibrating sample magnetometer (VSM) and ferromagnetic resonance (FMR) analysis we realized that this helical hexaferrite has about $-0.5kOe$ "exchange anisotropy" field of H_E . Also, by using an alternative free energy model we derived this material's Polder tensor and its ferromagnetic resonance condition. Meanwhile, we were able to show a potential magneto electric coupling by nonlinear excitation of planar helical hexaferrite, in which a magnetic nonlinear excitation is integrated into dielectric permittivity.

Index Terms — Ferrites, ferromagnetic resonances, and magnetic nonlinear excitations.

I. INTRODUCTION

The potential coupling between ferrimagnetisms and ferroelectric has been a keen interest for four decades^[1, 2, and 3]. However, there were very little practical observations available at room temperature for scientists to reveal the magneto-electric couplings in magneto-electric device applications. The ferrimagnetic crystal structure of the Y-type hexaferrite, Ba_{2-x}Sr_xZn₂Fe₁₂O₂₂ was known as a helimagnetic configuration. A discovery^[1, 3] was reported that this helimagnetic insulator material has a ferroelectric property. This implies that this material has a potential magneto-electric property that has simultaneous response in one substance. From a microscopic theoretical investigation aspect, several authors^[3, 4, and 5] studied the microscopic mechanism and ferroelectricity of helimagnetic crystal structures. Their conclusions support the ideas that frustrated exchange interactions may induce electric polarizations to enhance magneto-electric couplings. It is also well known that the helical hexaferrite^[6] material belongs to a class of antiferromagnetic materials. We started to study this material's ferromagnetic resonance measurements because we have not seen any studies discussing ferri or antiferro resonance conditions for this helical hexaferrite, Ba_{2-x}Sr_xZn₂Fe₁₂O₂₂. It is also obvious that this material's spin structure is unusual and there is not an adequate amount of theory for such a system. However, its helical spin system was stated^[6] as following: the exchange interactions between nearest-neighbor planes are ferromagnetic, while that between

second nearest-neighbor planes is antiferromagnetic. This problem was attacked by using an exchange anisotropic field treatment, and this field was realized by FMR measurements. In our previous studies we have seen that a nonlinear excitation is possible in the planar hexaferrite disks by exerting Kittle's torque, in which the magnetization was confined in ferrite disks. Finally, this magnetic nonlinear excitation is integrated into the dielectric permittivity of this material. This magneto electric coupling may be the crucial issue in the magneto electric device application as well as negative index material (NIM) realization.

II. THEORY AND MEASUREMENTS

One way to understand hexaferrites is to understand that magnetocrystalline anisotropy is a phenomenological description utilizing the free energy of the ferrimagnet. The free energy in a ferrimagnet depends on the direction of the spontaneous magnetization. The magnetization vector lies in a stable direction where energy is minimal. As the magnetization vector rotates toward any other direction, the internal energy increases. In a ferromagnetic crystal there is an intrinsic magnetic anisotropy energy term which reflects the symmetry of the crystal lattice, and it is called crystal magnetic anisotropy or magnetocrystalline anisotropy energy. In a planar helical hexagonal crystal disk, the free energy^[7] may be expressed by expanding it in a power series of cosine as follows:

$$F_h = -M_s H \sin \vartheta \cos \varphi + \alpha J_n \cos \varphi - \alpha J_{nn} \cos 2\varphi + \frac{1}{2} N_z M_s \cos^2 \vartheta - K_\vartheta \cos^2 \vartheta - K_\varphi \cos 6\varphi \quad (1)$$

Where J_n is the spin exchange energy with nearest neighbors, J_{nn} is the exchange energy with next nearest neighbors, and α is a coupling constant between ferromagnetic and antiferromagnetic interfaces in regard to the crystal's atoms, spins, and lattice parameters. This coupling constant, α may be estimated by Malozemoff^[8]. According to Kittle's Torque^[9] technique, we were able to define effective anisotropy fields. They are:

$$\begin{aligned}\frac{\partial F_h}{\partial \vartheta} &= 2K_g \cos \vartheta \sin \vartheta = M_s H_a \sin \vartheta \\ \vartheta &\approx 0\end{aligned}\quad (2)$$

$$\begin{aligned}H_a &= \frac{2K_g}{M_s} \\ \frac{\partial F_h}{\partial \varphi} &= -\alpha J_n \sin \varphi + 2\alpha J_{nn} \sin(2\varphi) + 6K_\varphi \sin 6\varphi \\ &= M_s H^{\text{eff}} \sin \varphi = M_s (H_\varphi + H_E) \sin \varphi \\ \varphi &\approx 0 \\ H_\varphi &\approx \frac{6K_\varphi}{M_s} \frac{\sin 6\varphi}{\sin \varphi} = \frac{36K_\varphi}{M_s} \\ H_E &\approx \frac{1}{M_s} [-\alpha J_n + 4\alpha J_{nn}] = -\alpha_m J_n + 4\alpha_m J_{nn}\end{aligned}\quad (3)$$

Now we present resonance condition and susceptibility of this helimagnetic hexaferrite. For this special case, we assume c-axis along the z-axis, DC magnetic field along the y-axis and RF magnetic field (TEM) propagating along the y-axis. The effective static and microwave fields may be represented as follows:

$$\begin{aligned}H_i &= H_{ex} \\ h_i^x &= h_x - \frac{H^{\text{eff}}}{M_s} m_x \\ h_i^z &= h_z - N_z m_z - \frac{H_a}{M_s} m_z - \frac{H^{\text{eff}}}{M_s} m_z\end{aligned}\quad (4)$$

By using the equation of motion we have the ferromagnetic resonance condition and its susceptibility tensor as follows:

$$\begin{aligned}\chi_h &= \frac{M_s [P_\chi]}{\left(\frac{\omega_h}{\gamma}\right)^2 - \frac{\omega^2}{\gamma^2}} \\ [P_\chi] &= \begin{pmatrix} H_i + H_\varphi + H_E + H_a + 4\pi M_s & j\frac{\omega}{\gamma} \\ -j\frac{\omega}{\gamma} & H_i + H_\varphi + H_E \end{pmatrix} \\ \left(\frac{\omega_h}{\gamma}\right)^2 &= (H_i + H_\varphi + H_E)(H_i + H_\varphi + H_E + 4\pi M_s)\end{aligned}\quad (5)$$

The above equation also tells us the ferromagnetic resonance condition of the material. That is:

$$\begin{aligned}\frac{\omega_h}{\gamma} &= \sqrt{AB} \\ A &= H_i + H_\varphi - \alpha_m J_n + 4\alpha_m J_{nn} \\ B &= H_i + H_\varphi - \alpha_m J_n + 4\alpha_m J_{nn} + H_a + 4\pi M_s\end{aligned}\quad (6)$$

By using the minimal energy requirement^[6] of stable helical spin systems, we may approximate the above ferromagnetic resonance condition as follows:

$$\frac{\omega_h}{\gamma} \approx \sqrt{(H_i + H_\varphi - \frac{3}{4}\alpha_m J_n)(H_i - \frac{3}{4}\alpha_m J_n + H_a + 4\pi M_s)} \quad (7)$$

T. Kimura at Bell Laboratories provided a single crystal sample of $\text{Sr}_{1.5}\text{Ba}_{0.5}\text{Zn}_2\text{Fe}_{12}\text{O}_{22}$ ^[1]. We were able to use the VSM and FMR facilities at the microwave materials lab at Northeastern University, enabling us to present our VSM and FMR measurement data for the helimagnetic hexaferrite of $\text{Sr}_{1.5}\text{Ba}_{0.5}\text{Zn}_2\text{Fe}_{12}\text{O}_{22}$.

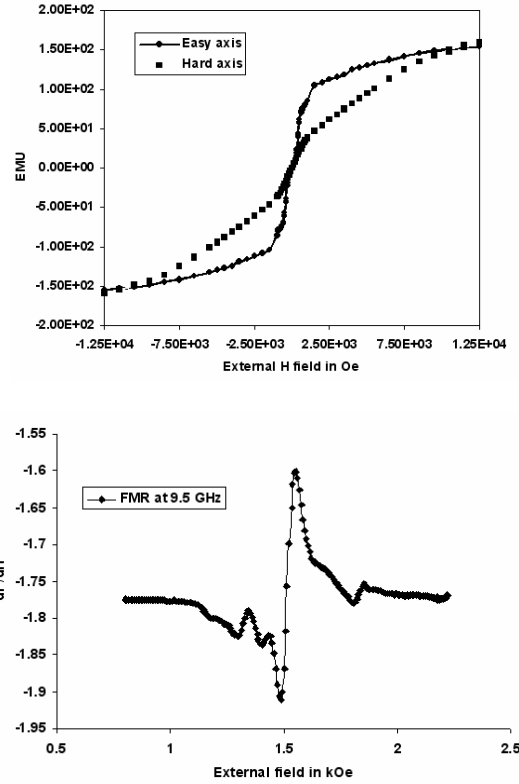


Fig.1 VSM and FMR measurement of helimagnetic hexaferrite of $\text{Sr}_{1.5}\text{Ba}_{0.5}\text{Zn}_2\text{Fe}_{12}\text{O}_{22}$

According to the VSM and FMR measurements we were able to see that the magnetization, $4\pi M_s \approx 2\text{kOe}$, uniaxial anisotropy field, $H_a \approx 8\text{kOe}$, and the ferromagnetic resonance of 9.5GHz was displayed at an external field of 1.5kOe. In general, the basal plane anisotropy field, H_φ is very small. According to equation (7), the estimated exchange anisotropic field may be: $H_E = -0.75\alpha_m J_n \approx -0.5\text{kOe}$. This field is needed to hold the helimagnetic hexaferrite's FMR measurement at 9.5GHz. The negativity of this field may be due to the fact that ferromagnetic layers between the antiferromagnetic layers may align themselves into internal energy minimized directions like a demagnetizer. It should be

pointed out that this field is seen clearly in ferromagnetic resonances, which may be due to the fact that the helical spin structure is identified by dynamic magnetization involved measurements. Once we define a negative exchange anisotropy field, there will be a strong negative susceptibility phenomenon which is associated with equation (5) at the frequencies for specific external fields.

We have a hexaferrite disk of $\text{Ba}_2\text{MnZnFe}_{12}\text{O}_{22}$, in which the c-axis is perpendicular to the disk plane and the magnetization moment is confined to the x-y plane which is the paper surface.



Fig.2 Vortex states may be caused by appropriate Kittel's torque

The above vortex states may represent degenerate demagnetizing energy states. We were able to apply a magnetostatic limit for this system, it is as follows:

$$\begin{aligned}\nabla \cdot \vec{b} &= \nabla \cdot (\vec{h} + 4\pi\vec{m}) = 0 \\ \nabla \times \vec{h} &= 0\end{aligned}\quad (8)$$

Solving the above equations for internal magnetostatic waves caused by demagnetizing fields we arrive at:

$$\begin{aligned}h_r^d(r \leq a) &= -\frac{\partial \psi}{\partial r} = -n \frac{r^n}{a^n} e^{jn\theta} \left(\frac{2A_{ex}}{M} k_n^2 \right) \\ &= -n \frac{r^n}{a^n} \cos(n\theta) \left(\frac{2A_{ex}}{M} k_n^2 \right) \\ h_\theta^d(r \leq a) &= -\frac{1}{r} \frac{\partial \psi}{\partial \theta} = -jn \frac{r^n}{a^n} e^{jn\theta} \left(\frac{2A_{ex}}{M} k_n^2 \right) \\ &= n \frac{r^n}{a^n} \sin(n\theta) \left(\frac{2A_{ex}}{M} k_n^2 \right)\end{aligned}\quad (9)$$

This makes perfect sense physically, because the larger field fluctuation may be near the edge within company of lower modes of excitations. The A_{ex} parameter for the conventional ferromagnetic material is typically in the range of 10^{-6} erg/cm . The propagation vector of excited waves may

be defined as follows: $k_n = \frac{2\pi}{\lambda} = \frac{2\pi}{n2\pi r} = \frac{1}{nr}$. We also had a

hybrid ferrite-dielectric resonator which is coupled with microstriplines (see fig.3). The RF magnetic fields are transformed from one microstripline to another; that is to say the hybrid ferrite-dielectric resonator played the role of a transformer. By switching the north and south poles of the bar magnet on the top side of the hybrid ferrite-dielectric resonator, we were able to tune the central resonance frequency of this resonator. We attributed this phenomenon

to the nonlinear excitation from demagnetization of planar hexaferrite disks. Interestingly, when we switch the poles of the bar magnet, the tuning frequency was moved to the opposite side of the initial shift. This unusual behavior was unexplainable using the conventional resonance and permeability analysis of hexaferrite of $\text{Ba}_2\text{MnZnFe}_{12}\text{O}_{22}$.

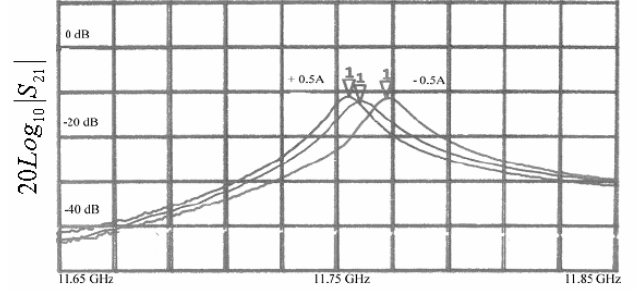
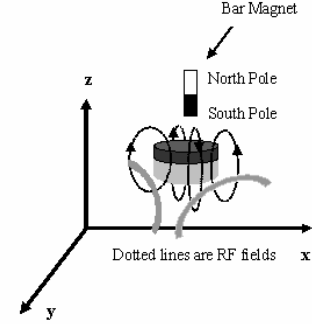


Fig.3 By exerting Kittel's Torque, 15MHz tunability was measured on hexaferrite of $\text{Ba}_2\text{MnZnFe}_{12}\text{O}_{22}$

It may be due to fact that proper external static and RF fields on the system are capable of generating rotational demagnetizing fields. This implies that the magnetization confinement inside the planar hexaferrites may be the source of nonlinear excitations. One may be able to induce the nonlinear excitations in the helimagnetic hexaferrite of $\text{Sr}_{1.5}\text{Ba}_{0.5}\text{Zn}_2\text{Fe}_{12}\text{O}_{22}$. These nonlinear waves may travel with the velocity of v_v . According to the electromagnetism we have the following relationship for the system and the induced electric field is:

$$\vec{E}_z = E' + \vec{v}_v \times \vec{h}_g^d = 0 + v_v h_g^d \vec{e}_z \quad (10)$$

According to the magnetism the force from the exchange stiffness constant may be represented as:

$$K_m = \frac{A_{ex}}{a} \quad (11)$$

$$F = -K_m \cdot x$$

Where a, is the lattice parameter and x is the displacement vector. Moving forward, we can construct an equation for the motion of charge as follows:

$$\begin{aligned}
m\dot{v}_v + K_m x &= -ev_v h_g^d \\
j\omega v_v + \frac{K_m}{m} x &= -\frac{e}{m} v_v h_g^d \quad (12) \\
v_v &= \frac{-\frac{K_m}{m} x}{j\omega + \gamma h_g^d} = j \frac{\omega_{ex}^2 x}{\omega - j\omega_d}
\end{aligned}$$

Where γ is the gyromagnetic ratio and $\omega_{ex} = \sqrt{\frac{K_m}{m}}$.

It is obvious that there may be a current relating with the velocity of waves of the demagnetizing field. It may be as follows:

$$J_v = -Ne v_v = -j \frac{\omega_{ex}^2 N e x}{\omega - j\omega_d} = -j \frac{\omega_{ex}^2 P}{\omega - j\omega_d} \quad (13)$$

For the sake of argument, the re-written Maxwell equation may tell us that the system permittivity is as follows:

$$\begin{aligned}
\nabla \times \vec{H} &= \frac{\partial \vec{D}}{\partial t} + \vec{J}_v \\
&= j\omega \vec{E} - j \frac{\omega_{ex}^2 \vec{P}}{\omega - j\omega_d} \quad (14) \\
&= j\omega \vec{E} \left(1 - \frac{\omega_{ex}^2}{\omega(\omega - j\omega_d)} \frac{\vec{P}}{\vec{E}}\right)
\end{aligned}$$

From the above formulation we can conclude that the effective permittivity associated with the magnetic nonlinear excitations is:

$$\epsilon_{eff} = \epsilon \left(1 - \frac{\omega_{ex}^2}{\omega(\omega - j\omega_d)} \frac{P}{\epsilon E}\right) \quad (15)$$

Equation (15) reveals that the magnetic nonlinear excitation is integrated in helimagnetic hexaferrites permittivity due to the fact in ^[1] that the $\text{Sr}_{1.5}\text{Ba}_{0.5}\text{Zn}_2\text{Fe}_{12}\text{O}_{22}$ helimagnetic hexaferrite has ferroelectric property, P. We propose that a tunable magneto-electric coupling is possible in this material. Also, the negative permeability and negative permittivity may be simultaneously induced by this material to create a negative index material (NIM).

III. Conclusion

1. We presented a new free energy model for helical hexaferrite ferrimagnetisms. This makes more sense in

physics than in math.

2. We provided a new methodology for the ferromagnetic resonance condition by using Kittel's torque technique. This methodology easily applies to a case of helical hexaferrites. Both static and dynamic consideration on the system are accounted for, making it more useful than Smit and Beljers' ferromagnetic resonance condition, as they defined the resonance condition only on pure static magnetization systems.

3. We presented a negative exchange anisotropic field, H_E . In our consideration, the basal plane anisotropy field can be negligible due to the large exchange anisotropy fields.

4. We also presented magneto-electric coupling formulations from magnetic nonlinear excitations of planar helical hexaferrites. The formulations are striking but it has to be verified by experimental investigations.

5. Our theoretical studies show that this material is a very strong candidate for negative index materials realizations.

6. Another potential of this paper is that it can serve as a good reference for young ferrite engineers as the methodology is simple and the physics clear.

ACKNOWLEDGEMENT

This research is supported by a contract from the US Army National Ground and Intelligence Center. Also, this work is indebted to the Microwave Materials Lab of Carmine Vittoria at Northeastern University.

REFERENCES

- [1] T. Kimura, G. Lawes and A.P. Ramires, Physical Review Letters, PRL94, 137201 (2005), April 8, 2005.
- [2] G.T. Rado and V.J. Folen, Physical Review Letters, Vol.7, No.8, October 15, 1961.
- [3] K. Knizek, P. Novak, and M. Kupferling, Physical Review B73, 153103 (2006).
- [4] I.A. Sergienko and E. Dagotto, Phys. Rev. B73, 094434 (2006).
- [5] H. Katsura, N. Nagaosa, and A.V. Balatsky, Phys. Rev. Lett. 95, 057205 (2005).
- [6] Soshin Chikazumi, Physics of Ferromagnetism, Second Edition, Oxford Science Publication, 1997.
- [7] Mahmut Obol, Carmine Vittoria, Journal. Magn. Mater., 272-276 (2004) E1799-E1800.
- [8] A. P. Malozemoff, Physical Review B, Vol. 35, No. 7, 1 March 1987.
- [9] C. Kittel, Phys. Rev, Vol. 73, NO.2, 155-161 (1948).