

Toroidal-Moment-Possessing Quantum Hall Systems: a Quantum Intrusion into Macroscopic World

S.A.Emelyanov

A.F.Ioffe Institute, 194021 St. Petersburg, Russia

PACS numbers: 73.22.Dj, 03.67.Hk

The face of physics is a function of scale. This widespread phrase is considered as a universal truth because it reflects the experience of generations of physicists. Starting from primary school we know that the physics of macroscopic solid state systems rests on the notion that these systems consist of a great number of spatially periodic microscopic building blocks. Thus, it seems to be quite logic to expect the same properties from geometrically identical macroscopic regions of the same macroscopic system. The above statement is quite general and it is also known to be valid for the systems of a reduced dimensionality in the direction, along which they are macroscopic. However, in this work we report on a macroscopic system, which does not obey the above postulates and demonstrates specific quantum behaviour on a macroscopic length. It is conventional quantum Hall system possessing an asymmetric confining potential in presence of a tilted quantizing magnetic field. In the direction, along which the system is macroscopic, it demonstrates the following unusual properties: (i) a spatially-dependent response on a spatially-homogeneous photo-excitation that implies *spontaneous breaking of translational symmetry* (ii) high sensitivity of a local photo-response to the conditions of *macroscopically remote* local regions (iii) excitation of whole system through the excitation of its local region *without an appropriate energy transfer within the system*. All these properties imply the electron coherent length to be as high as the macroscopic sample length. We demonstrate that the effect revealed opens the door for an *energy-free* quantum communication on macroscopic distances.

Since the discovering of the quantum Hall effect, the study of various quantum Hall systems (QHSs) leads to discovering of the other effects of a fundamental character. The most famous examples are the so-called fractional QH effect [1] and the so-called stripe phases in QHS [2]. However, these quantum effects as well as the other known ones do not alter the basic properties related to translational symmetry in the direction, along which the system is macroscopic. As a result, the concept of Landau level degeneracy in QHS related just to the concept of translational symmetry is considered to be so basic that the problem of lifting of the degeneracy practically has not been discussed in the literature. To the best of our knowledge there is only one theoretical work, in which this problem appears [3]. In this work the attempt has been made to solve the Schrodinger equation for a QHS in a tilted magnetic field. The principle difference of selected approximation with respect to commonly used one is that the confining potential $V(z)$ is supposed to be asymmetric. This leads to the emergence of a so-called toroidal moment [4], which is proportional to the vector product of magnetic field and “built-in” electric field in the well. As usual, the electrons are supposed to be Bloch ones in y -direction and to be spatially separated in x -direction so that their characteristic length is the magnetic length r . Magnetic field is supposed to be tilted in XY plane.

Although analytical solution has not been found in a general form, through the analysis of some limiting cases it has been supposed that coordinates of the centres of electron cyclotron orbits obey the following simple relation:

$$x_0 = -k_y r^2, \quad (1)$$

where k_y is electron's wave vector in y -direction. This relation is also well known in “classic” QHS. However, in “classic” QHS both x - and y - directions are arbitrary because of rotational symmetry of the system in XY plane while here x -direction is the direction of in-plane component of magnetic field so that Eq. (1) has thus become the rule of a spatial ordering of electrons in x -direction in accordance with their wave vector k_y . Since the Landau level degeneracy is supposed to be lifted so that electrons' directed velocity ($v_y \propto dE(k_y)/dk_y$) is no longer zero, it turns out that (i) translational symmetry in x -direction is broken because, in a general case, v_y is a complicate non-periodic function of k_y and hence a function of x_0 ; (ii) the electrons are spatially separated spontaneous one-dimensional currents flowing along Y axis and the only total current at the ground state is zero. Finally, it has also been found that the Landau levels have become asymmetrical in k -space ($E(k_y) \neq E(-k_y)$) and degree of asymmetry depends on the Landau quantum number.

However, the proposed model turns to be non-realistic in some principle aspects. One of them is spontaneous currents are essentially one-dimensional and hence they could exist only in an infinite (along Y) system but not in a finite one. Another one is electrons' velocity v_y is supposed to be a function of x_0 on a macroscopic lengthscale while the only characteristic length in the model is the microscopic magnetic length. In fact, these problems show that the system can not be described in a consistent way by the analysis of some limiting cases and an adequate theoretical description of the system is still an open question.

In this work, we study experimentally a toroidal-moment-possessing QHS by using of an original method, which is based on the measurements of fast-response ballistic currents induced by pulsed terahertz laser radiation *in unbiased system* under cyclotron resonance (CR) conditions [5]. As a source of terahertz radiation we use pulsed NH_3 laser optically pumped by CO_2 laser. The wavelength is $90.6 \mu\text{m}$ ($\hbar\omega = 13.7 \text{ meV}$) while pulse duration and maximal radiation intensity are 40 ns and 100 W/cm^2 , respectively. Linearly polarized laser light is incident normally to the sample surface. Light-induced in-plane current pulses are monitored by a high-speed storage oscilloscope through the voltage drop on a 50 Ohm load resistor in a short-circuit regime. The experiments are performed at $T = 1.9 \text{ K}$. The object under study is MBE-grown not-intentionally doped InAs/GaSb single quantum well. Typical structure consists of 15 nm of InAs active layer sandwiched between two 10-nm AlSb barriers to avoid any effects related to the hybridization of InAs conduction band and GaSb valence band. Each structure is capped by a 25-nm GaSb protecting layer. Low-temperature electron density and mobility are $1.4 \cdot 10^{12} \text{ cm}^{-2}$ and $10^5 \text{ cm}^2/\text{Vs}$, respectively. Growth parameters have been chosen in order to provide an asymmetry of confining potential. The effective “built-in” electric field is higher than 10^4 V/cm that is quite normal for the structures of that kind [6]. To avoid the effect of an uncontrollable variation of the shape of confining potential, we will compare the results observed on the samples from the same wafer. All samples are supplied by

indium ohmic contacts. Geometry of the contacting will be discussed separately for each experiment.

A-priori, successful application of our experimental method to study QHS is not evident because the Landau level degeneracy is supposed to be lifted so that the electrons in the Landau levels are supposed to possess a nonzero directed velocity. Our first experiment is sketched in the inset of Fig. 1. The sample is exposed uniformly to terahertz radiation in presence of magnetic field tilted in XZ plane on the angle $\alpha = 15^\circ$. Contacting geometry is quite standard: two stripe-like contacts lie close to opposite edges of the sample. We measure light-induced in-plane current along Y -axis vs total magnetic field bearing in mind that CR conditions should be fulfilled at about 5 T. Experimental curve is shown in Fig. 1 and it clearly consists of two branches. In the low-field branch ($B < 2.5$ T), a non-resonant current occurs which disappears at higher magnetic fields indicating that we are dealing with conventional ohmic current. At $B > 3$ T, a resonant current appears reaching the maximum just about 5 T. Its kinetics is practically identical to that of exciting laser pulses showing that it is unrelated to heating effects. Switching of B from $B = B^+$ to $B = B^-$ as well as switching of only in-plane component leads to reversing of the current. At $\alpha = 0$ the current disappears justifying the key role of in-plane magnetic field in the inner system asymmetry responsible for the current emergence.

The fact, in itself, of the emergence of a light-induced ballistic current under CR conditions shows that the Landau level degeneracy is truly lifted. Thus, the natural question is: what about the system translational symmetry? To answer this question we modify our experiment in the following manner. We use nine pairs of ohmic contacts positioned equidistantly along X -axis (Fig. 2a). The distance between neighbouring pairs is 1mm. The distance between the contacts and the nearest sample edge is about 0.5 mm to avoid any edging effects. Each contact is a little square (1mm^2) so that the sample surface resembles the cinema-film in the days of Chaplin. We measure the current through each pair while the other conditions are exactly the same. The results are shown by diagram in Fig. 2b. It is clearly seen that the current is a non-periodic function of x -coordinate and it changes the sign at least four times on the sample length, i.e. translational symmetry is truly broken. The other symmetry relations turn to be also unusual. Switching of B (from $B = B^+$ to $B = B^-$) does not result in reversing of each current but results in rotation of the picture as a whole on the angle 180° about Z axis (Fig. 2c). Thus, the oddity of the current over magnetic field is valid only for total current but not for any local one. On the other hand, rotation of the whole sample on the same angle does not alter distribution of local currents. Hence, an uncontrollable non-homogeneity along X axis can not be the reason for the spatially-dependent photo-response.

In general, breaking of translational symmetry implies the presence of a spontaneous macroscopic-length ordering of electrons in x -direction. However, if that is truth, then any bulk response should be sensitive to the position of both sample edges because there are no characteristic points along X axis other than the sample edges. On the other hand, it follows that the coherent length of electrons along this axis should be as long as the sample length. Otherwise, it is unclear why the electrons “sense” the sample edges. Of course, the physical picture is so extraordinary that requires further experimental arguments to be legitimated. To test it, we carry out the experiment sketched in Fig. 3a. As before, we measure light-induced current when the whole sample is exposed to light under CR conditions but here we use only one contact pair positioned far away from the sample edges. The idea is that we will

change the distances from the contact pair to the sample edges by simple mechanical splits of the sample along Y axis (thick lines in Fig. 3a) remaining, on the other hand, these distances to be macroscopic. The current measured after each split is shown by diagram in Fig. 3b. Its high sensitivity to the position of sample edges is clearly seen, which can not be explained by trivial reduction of sample cross-section. Note also that we thus directly demonstrate the breaking of basic principle commonly used to describe any macroscopic systems: bulk properties should be insensitive to the system macroscopic sizes as well as to the boundary conditions.

So, the last two experiments show that electrons' coherent length in x -direction is as high as the sample length, i.e. higher than one centimetre. However, if that is truth, we thus get a unique system that allows one to observe specific quantum effects on a macroscopic lengthscale. Of course, it is hard to predict all significant aspects of such a "quantum intrusion" into the macroscopic world but some of them have become clear through our next experiment. The experiment is as follows. We take the sample (9 mm in length) supplied by four contact pairs. Contacting geometry is shown in Fig. 4a and it is similar to that in the previous experiments. As a first step, we measure the current through each contact pair under exposition of the whole sample ($B = B^+$). Fig. 4b shows the results which are consistent with those shown in Fig. 2b. After that, we cover about two thirds of the sample by a non-transparent metallic mask, as it is shown in Fig. 4a, and then repeat the experiment once more. The results are shown in Fig. 4c and, from the "macroscopic viewpoint", they are quite incredible. Indeed, (i) despite of the fact that in both experiments the pair No. 4 is exposed to light of the same intensity, the reduction of the current through it is as strong as in a factor of 3; (ii) pronounced current is observed through those pairs which are remote on macroscopic distances from exposed region and moreover the current through *most distant* pair is *higher* than the current through any other ones. In fact, spatial distributions of the currents in Figs. 4b and 4c are the same within experimental error and the only difference is that their absolute values differ in a factor of 3. Of course, it seems to be extremely unlikely that electron transport from exposed region (if any) provides just the same spatial distribution of the currents in unexposed region as that under the exposition of the whole sample. Moreover, the presence of such a transport cannot explain the fact of drastic reduction of the currents in exposed region. Finally, our direct measurements demonstrate lack of significant electron transport in x -direction which could provide an appropriate energy transfer from exposed region to unexposed one [7]. Note also that responses from unexposed region are observed only in the quantum branch of magnetic fields (above 3T) while those from the exposed region are observed in both classic and quantum branches.

Thus, we have demonstrated that the current emergence in unexcited region is not accompanied by an appropriate energy transfer within the system. In fact, this result can be explained only in the frames of the quantum paradigm of *simultaneous* existence of an electron *everywhere* within its coherent length so that its excitation in both exposed and unexposed regions is *the same indivisible quantum event* and hence this simultaneity *does not contain relativistic corrections*. Along with the fact that this conclusion seems, in itself, to be very important, it has also a very important practical consequence. The point is that the experiment in Fig. 4c one can consider as an information transfer from excited to unexcited regions. So, what about the speed of such a transfer? The characteristic time of an optical transition is known to be determined by the uncertainty relation. It is easy to estimate that specifically for our system this time is of the order 10^{-14} c. In contrast, supposing the speed of the information transfer from exposed region to the contact pair No. 1 to be limited by the

speed of light, the characteristic time should be of the order 10^{-11} c, i.e. about three orders lower. Whether we are truly dealing with a super-light speed of information transfer? Taking into account that excitation of both exposed and unexposed regions is the same quantum event; the positive answer does not contradict basic physical laws. In other words, the results of our experiments show that we are dealing with a specific quantum effect of an *energy-free information transfer*, which thus can not obey the famous Einstein's limitation related to the speed of light. Note also that, owing to the macroscopic length of our system, direct measurements of the speed of such a transfer seem to be quite assessable by using of modern picosecond terahertz free-electron lasers [8], say, in the geometry of Fig. 4c. Perhaps, these experiments will be done in the nearest future.

Finally, the also significant problem created by present experiments is *why* the coherent length in our system turns to be as high as the macroscopic sample length. We cannot resolve this problem yet but, to our opinion, those who are going to do that should be guided by the following Einstein's phrase: "The significant problems we face cannot be solved at the same level of thinking we were at when we created them".

Acknowledgements

The MBE samples were kindly provided by B.Ya.Meltser and S.V.Ivanov, Centre of Physics of Heterostructures, A.F.Ioffe Institute. The work is partially supported by the Russian President's Foundation (Grant No. SS-5920.2006.2).

-
1. For a review, see Das Sarma, S., Pinczuk, A. (Eds.) *Perspectives in quantum Hall effects: novel quantum liquids in low-dimensional semiconductor structures*, Wiley, New York (1997).
 2. For a review, see, e.g., Fogler, M.M. *Stripe and bubble phases in quantum Hall systems*, arXiv:cond-mat/0111001.
 3. Gorbatshevich, A.A., Kapaev, V.V., Kopaev, Yu.V. Magnetoelectric phenomena in nanoelectronics. *Ferroelectrics* **161**, 303-310 (1994).
 4. For the general concept, see, Dubovik, V.M., Martsenyuk, M.A., Saha, B. Material equations for electromagnetism with toroidal polarizations. *Phys. Rev. E* **61**, 7087-7097 (2000); for an application of the concept in solid state physics, see, Ginzburg, V.L., Gorbatshevich, A.A., Kopaev, Yu.V., Volkov, B.A. On the problem of superdiamagnetism. *Solid State Comm.* **50**, 339-343 (1984).
 5. For more applications of the experimental method, see, Ganichev, S.D., Prettl, W. *Intense terahertz excitation of semiconductors*, Oxford University Press, Oxford (2006).
 6. Brosig, S., Ensslin, K., Warburton, R.J. *et al.* Zero-field splitting in InAs-AlSb quantum wells revised. *Phys. Rev. B* **60**, R13989-13992 (1999).
 7. To be exact, we have observed a current in *x*-direction, which becomes more pronounced at high laser intensities. However, as a rule it is lower than the current in *y*-direction and can not thus provide an appropriate energy transfer. The origin of the former is a separate problem.
 8. See, e.g., Colson, W.B., Williams, B.W. Free electron lasers in 2004. *Proc. of the 26th International FEL Conference, Trieste, Italy, 2004*, pp. 706-710.

Figures

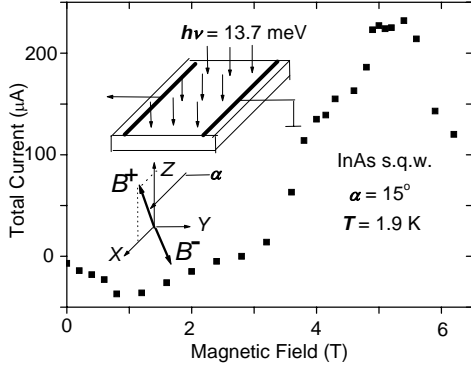


FIG. 1. Light-induced current as a function of tilted magnetic field ($B = B^+$). The inset shows geometry of the experiment as well as orientation of magnetic field that can be switched from $B = B^+$ to $B = B^-$.

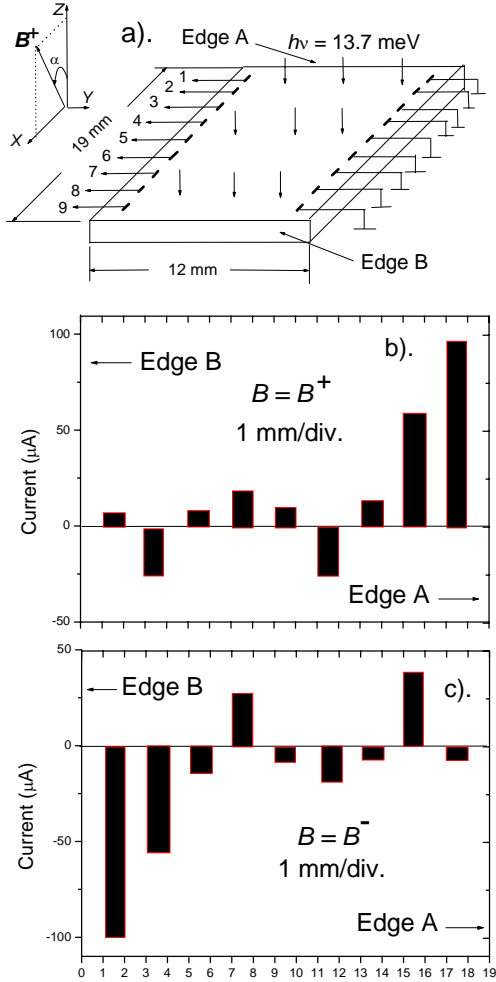


FIG. 2. Distribution of system photo-responses on exposition of the whole sample under CR conditions ($B = 5$ T). Upper panel shows geometry of the experiment. Middle panel shows distribution of local light-induced currents over the sample length at $B = B^+$. Lower panel shows distribution of these currents at $B = B^-$.

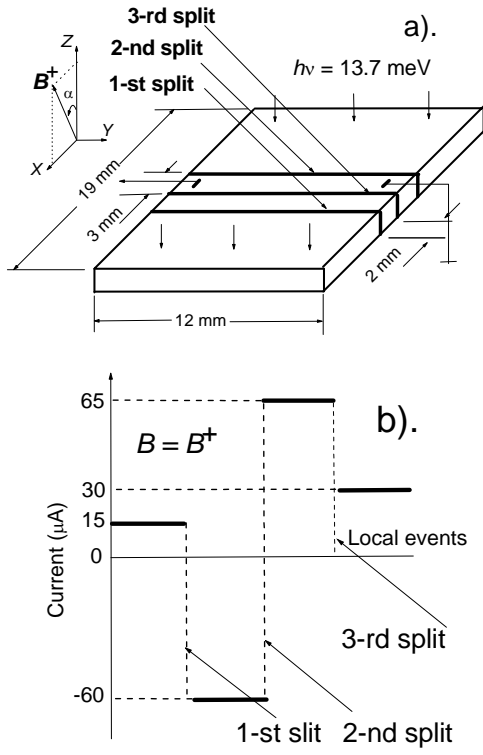


FIG. 3. Upper panel shows geometry of the experiment. Lower panel shows evolution of photo-response from the same contact pair related to several mechanical splits of the sample along Y axis (thick lines). The whole sample is exposed to light under CR conditions ($B = B^+ = 5 \text{ T}$).

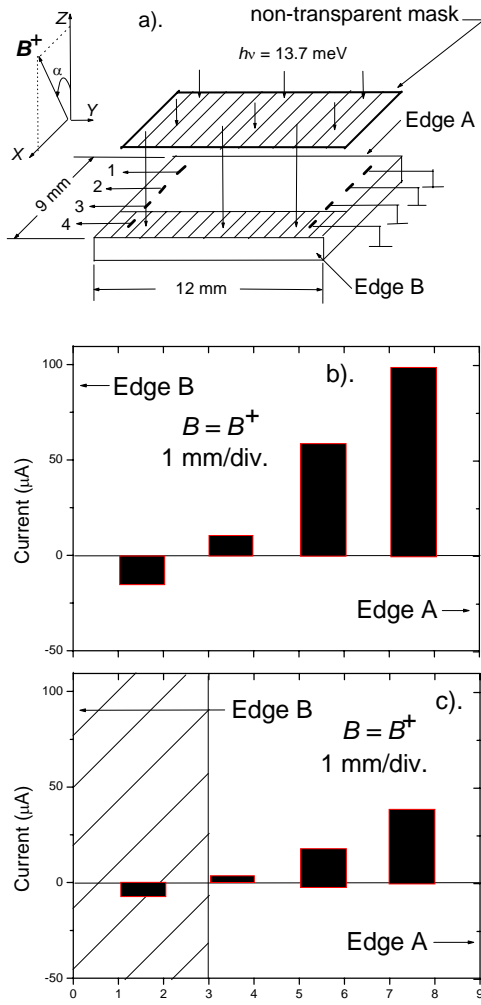


FIG. 4. Upper panel shows geometry of the experiment. Middle panel shows distribution of local light-induced currents over the sample when it is *wholly* exposed to light under CR conditions ($B = B^+ = 5$ T). Lower panel shows this distribution when *one third* of the sample is exposed to light as it is shown in the upper panel. In both upper and lower panels, shading denotes those regions, which are exposed to light.