

# Quasi-particle transitions in charge-phase qubits probed by rf oscillations

J. Könemann, H. Zangerle, B. Mackrodt, R. Dolata, and A. B. Zorin

*Physikalisch-Technische Bundesanstalt,  
Bundesallee 100, 38116 Braunschweig, Germany*

(Dated: May 26, 2019)

## Abstract

We investigated transitions in Al charge-phase qubits of SQUID-configuration inductively coupled to an rf tank circuit that made it possible to read out the state by measuring the inductance of the qubit. Depending on the flux and charge bias and the amplitude of the rf oscillations we probed either the ground state or a dynamic change of the qubit states which we attributed to stochastic single quasi-particle tunneling onto and off the qubit island and exchange of energy with the qubit. Within this model, a selection rule for quasi-particle-induced transitions in the qubit is discussed.

PACS numbers: 74.50.+r, 85.25.Cp, 73.40.Gk

Superconducting circuits which are based on small Josephson junctions and enable the tunneling of single Cooper pairs offer great opportunities for electronics and quantum computing. The class of single Cooper pair devices comprises Bloch transistors [1, 2, 3], quantum electrometers [4, 5, 6],  $2e$ -pumps [7], etc. A prerequisite for the regular operation of these devices is the absence of quasi-particle (QP) transitions, and thus the maintaining of the so-called even-parity state of the small superconducting island. If this is not the case, a single QP instantly changes the island charge and thus the operation point.

Experimental ways of observing the even-odd states of the Bloch transistor island comprise the measuring of the gate dependence of the Josephson switching current (see, e.g., Ref.[3]), the monitoring of the supercurrent peak [2, 8] and the measuring of the island charge  $q$  in the zero current-biased transistor (i.e. Cooper pair box) by means of a capacitively coupled SET electrometer [9, 10, 11, 12]. Recently, Naaman and Aumentado [13] have investigated the parity states of a current-biased Bloch transistor included in a resonance  $LC$ -circuit driven by a 500 MHz harmonic signal. In this circuit, the charge-dependent parameter was the Josephson inductance  $L_J(q)$  of the Bloch transistor.

In this paper, the problem of single QP tunneling in Josephson qubit circuits will be addressed. The operation of charge qubits [14] is, by nature, intrinsically sensitive to incoherent tunneling of unpaired electrons in the system changing the charge state instantaneously and stochastically [15, 16]. This makes the setting of the optimal working point of the qubit difficult and enhances decoherence [16, 17].

Our qubit comprises a Bloch transistor which is included in a superconducting ring inductively coupled to an rf-driven tank circuit [17, 18, 19, 20]. In such an rf-SQUID configuration the Bloch transistor is galvanically decoupled from the measuring circuit that should generally reduce the density of non-equilibrium QPs able to enter the island. The effect of the QP transitions presented in our system consisted in excitations of the qubit and was detected by measuring the change of  $L_J(q)$ . We will show that generally the dynamics of our circuit can be described by the recent model of Lutchyn *et al.* [21].

Our Al qubit circuit - see Fig. 1 (a) - presents a Bloch transistor included in a loop having a small geometrical inductance  $L \ll L_J$ . Thus, the total inductance of the closed loop is determined mostly by the transistor's Josephson inductance. The transistor can be operated as a Cooper pair box (qubit) whose distinct quantum states - which have the ground state energy  $E_0$  and the excited state energy  $E_1$  - are associated with different Bloch-bands of the

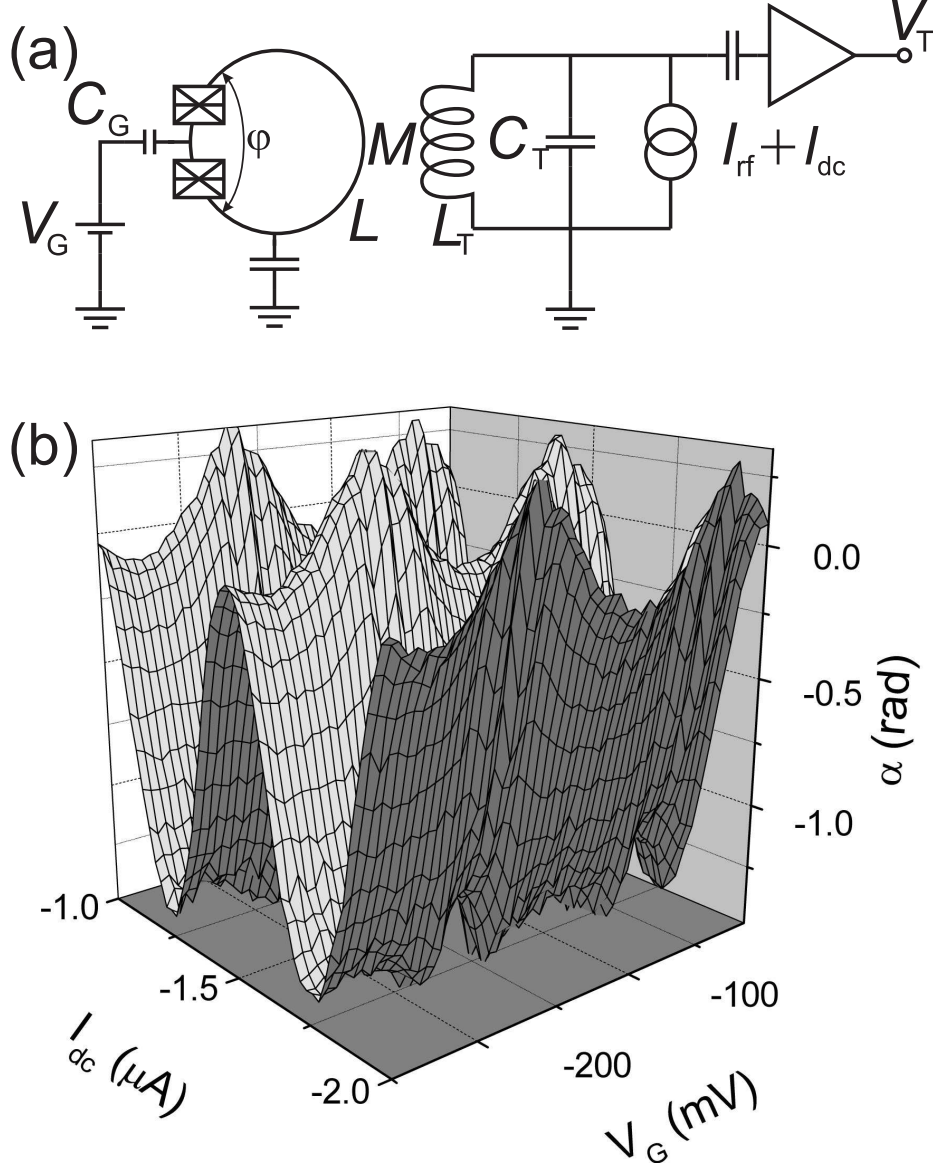


FIG. 1: (a) Diagram of the measurement set-up. The core element is a double Josephson junction (the two crossed boxes) with a capacitive gate coupled to its island, i.e. the Bloch transistor, embedded in a macroscopic superconducting loop. The loop is inductively coupled to an rf-driven tank circuit connected to a cold preamplifier. (b) Phase shift  $\alpha$  in the tank circuit measured as a function of the applied dc-flux ( $\propto I_{dc}$ ) and the gate voltage  $V_G$  at  $T = 20$  mK.

system [22]. The quantum states of the transistor also depend on the phase coordinate  $\varphi_{dc}$  given by the external magnetic flux  $\Phi_{dc}$  that is applied to the loop  $\varphi_{dc} = 2\pi\Phi_{dc}/\Phi_0$ , with  $\Phi_0$  being the flux quantum. The Josephson inductance  $L_J$  is related to the local curvature of the energy surface  $E_n(q, \varphi)$ , i.e.  $1/L_J(n, q, \varphi) \propto \partial^2 E_n(q, \varphi)/\partial \varphi^2$ . Thus, the qubit eigenstates

can be identified by means of the Josephson inductance of the transistor which is probed by small rf oscillations in the loop, with the resulting phase  $\varphi(t) = \varphi_{\text{dc}} + a \sin(2\pi ft)$  and with  $a$  being proportional to the amplitude of the rf oscillations in the tank circuit induced by an rf-driving current. The drive frequency  $f$  is close to the bare resonance frequency  $f_0 \approx 77$  MHz of our Nb tank circuit which has a quality factor of  $Q \approx 370$ . The symmetric double loop is coupled - through the mutual inductance  $M$  - to the coil of the double spiral tank circuit formed as a planar gradiometer. The coupling coefficient is  $k = M/\sqrt{LL_T} = 0.4$ , with  $M=3.8$  nH,  $L = 0.7$  nH and  $L_T = 150$  nH (see Ref. [20], where the behavior of an all Nb circuit of similar design was investigated). Due to the coupling to the qubit, the effective inductance  $L_{\text{eff}}$  of the resonance circuit is equal to  $L_T - M^2 L_J^{-1}(n, q, \varphi)$ .

The Bloch transistor, the loop and the tank circuit were prepared by electron beam lithography on the same chip. The tank circuit inductor was fabricated in Nb technology [20, 23], the qubit loop and the Bloch transistor by means of the two angle Al shadow evaporation technique. No special precautions for the suppression of QPs - such as, for example, engineering of a barrier-like gap profile with the island gap value being greater than the electrode gap value [24, 25], or implementation of normal-metal QP traps [3] in the outer electrodes - were taken. The critical currents of the individual junctions were approx. 25 nA, with the corresponding value of 45  $\mu\text{eV}$  for the Josephson coupling energy  $E_{J0}$  ( $\approx E_{J1} \approx E_{J2}$ , the corresponding values of the individual junctions of the transistors) and the value of 110  $\mu\text{eV}$  for the charging energy  $E_C$  of the transistor island, so that both energies are smaller than the value of the superconducting gap in Al films,  $\Delta_{\text{Al}} = 210 \mu\text{eV}$ . These values for  $\Delta$ ,  $E_{J0}$  and  $E_C$ , which were taken from a fitting of the band profile in rf-measurements, agreed well with dc-measurements of similar test transistors.

In our experiment, which was carried out in a dilution refrigerator at a base temperature of 20 mK, we measured the phase angle  $\alpha$  between the driving signal  $I_{\text{rf}}$  and the rf voltage. From the  $\alpha$ -dependence we were able to deduce the Josephson-inductance  $L_J(q, \varphi)$

$$\tan \alpha = 2Q \left( \frac{1}{2} k^2 \frac{L}{L_J(q, \varphi)} - \xi \right). \quad (1)$$

Hereby,  $\xi = (f - f_0)/f_0$  is the detuning from the bare frequency  $f_0$ . The measurement of this phase shift,  $\alpha$ , for different values of the dc flux and the gate charge allows the mapping of the curvature of the energy surface. Fig. 1 (b) shows a periodical dependence of  $\alpha$  both on  $\varphi_{\text{dc}} \propto I_{\text{dc}}$  and  $q \propto V_G$ , where we find a  $2e$ -periodic gate modulation. As had been expected

for the ground state shape, a smooth gate modulation curve with a peak-to-peak amplitude of 0.6 rad can be seen for  $\varphi_{\text{dc}} = 0$ . As can be expected from the theoretical dependence of the ground state energy, the gate modulation curve for  $\varphi_{\text{dc}} = \pi$  ( $I_{\text{dc}} = -1.8 \mu\text{A}$ ) is inverted with respect to the  $\varphi_{\text{dc}} = 0$ -curve, which is expressed by the opposite sign of curvature. A closer look at the  $\varphi_{\text{dc}} = \pi$ -gate curve reveals a peculiar shape. Before reaching the zenith of the curve, the phase angle starts to rise sharply and remains in a broad range around  $q = e$  at a level that is even higher than that for  $q = 0$ . These values are, however, still smaller than those which correspond to the excited state of the qubit having the opposite curvature.

Therefore, we attribute the observed effect to a mixture of the ground and the excited states of our qubit. In order to give a quantitative picture of this effect, we calculated the curvature of the surface  $E_n$  of the ground and of the excited band for the sample parameters taken from the measurements. Then we modeled this mixture by replacing, in Eq. 1, the Josephson inductance with

$$L_J^{-1}(q) \rightarrow w_0(q)L_J^{-1}(q)_{|n=0} + w_1(q)L_J^{-1}(q)_{|n=1} \quad (2)$$

(whereby the weight factors are non-negative occupation numbers  $w_0(q) + w_1(q) = 1$ ) and subsequently fitted the measured  $\alpha(q)$ -dependence, see Fig. 2 (a). In this way we were able to reconstruct the occupation numbers  $w_{0,1}(q)$  of the ground and of the excited band, see Fig. 2 (b). As a result, we found at  $q = e$  an increase in the occupation of the upper band up to  $w_1(e) = 0.46$ , which remained rather large in a broad range around the degeneracy point. The good agreement between the experimental data and our model  $\alpha(q)$ -curve justifies the assumption that the contribution of the odd state of the qubit island does not have to be included in the balance on the right-hand side of Eq. 2, which indicates that the lifetime of a QP in the island is much shorter than the lifetime of the even state [21]. Apart from this, when comparing to the QP lifetimes of several  $\mu\text{s}$  reported in literature (see e.g. Ref.[13]) we assume that the mixing of ground state and excited state is ensemble-averaged due to our low drive-frequency of 77 MHz.

Explaining this effect we can rule out the thermal activation of the excited band at the given base temperature of below 100 mK, as at this temperature neither can such high  $w_1$ -values be reached nor can the broad admixture range of almost 40% of the gate charge period be reproduced. When we regard the broad range of the mixture effect (at the  $q$ -axis), Landau-Zener tunneling seems to be unlikely. For a finite detuning from the degeneracy point

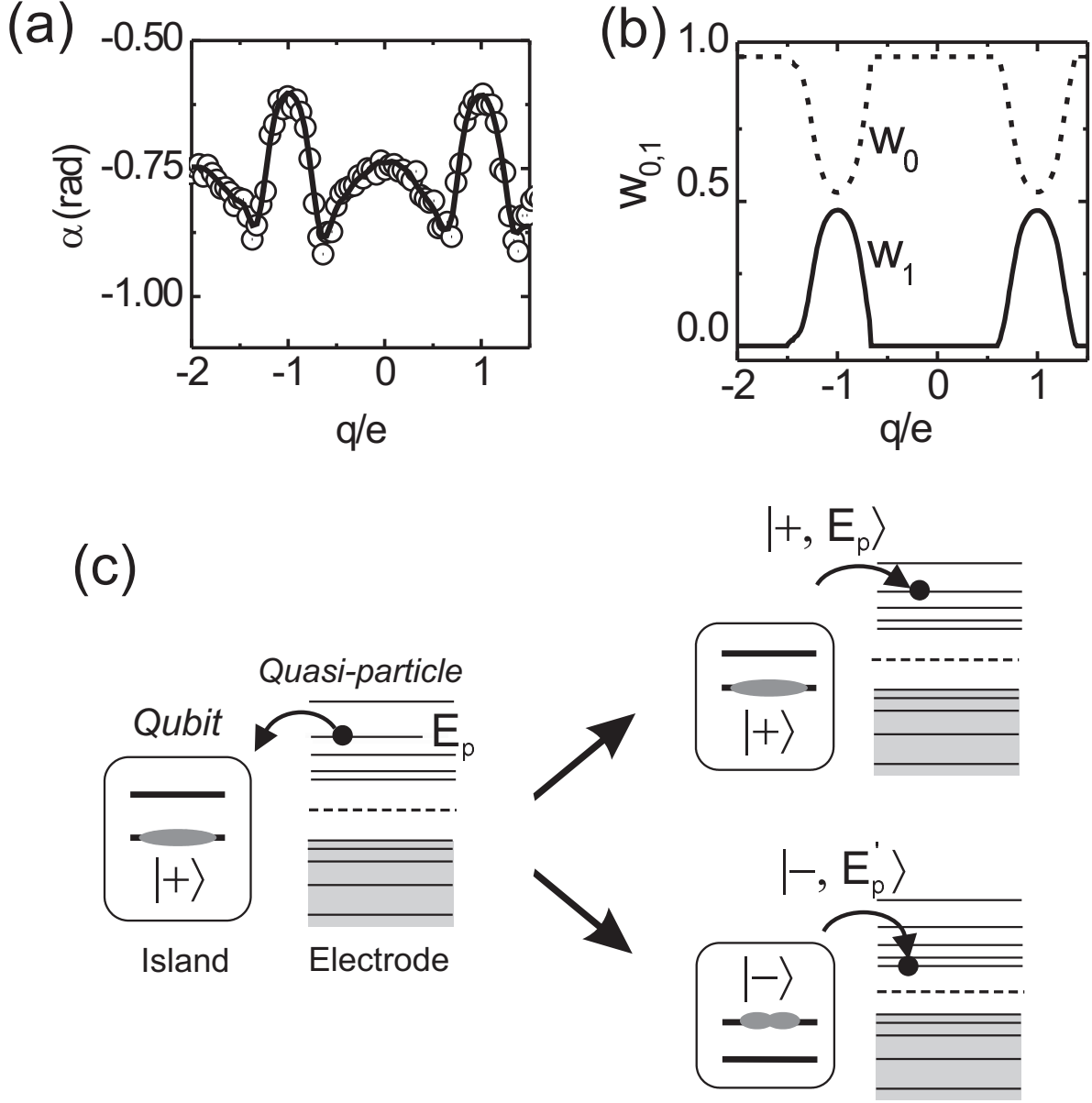


FIG. 2: (a) Experimental (symbols) and calculated (solid line) gate modulation curves  $\alpha(q)$  for an amplitude of rf oscillations of  $a = 0.56$  rad,  $\varphi_{dc} = \pi$ . (b) Reconstructed occupation probabilities of the ground (dotted line) and the excited state (solid line) as a function of the gate charge for  $\varphi_{dc} = \pi$ . (c) QP-pumping: in the left panel tunnels an unpaired non-equilibrium QP from the outer electrode into the island, where the qubit is in the ground state. As the favorable relaxation process, the QP tunnels - due to the larger density of states there - back into a lower-energetic state of the outer electrode and transfers hence energy to the qubit system excited to the upper state (right bottom panel).

$q = e$ , the gap energy increases roughly like  $4E_C|q/e - 1|$  and the Landau-Zener tunneling is exponentially suppressed.

Instead, following a model given by Ref.[21], we relate this mixed state to a strong coupling of non-equilibrium QPs to the qubit system, which allows the transfer of energy to the qubit and thus an excitation of its upper state. This QP pumping of the qubit can be considered as a cycle in which an unpaired non-equilibrium QP tunnels onto the island while the qubit is in the ground state, see Fig.2 (c). As soon as the QP enters the transistor island, it changes the excess charge and induces in this way an instantaneous change of the working point and of the energy level splitting. Only when the QP tunnels to a lower-energetic state of the electrode, a transfer of energy to the qubit system occurs, exciting it to the upper state, whereas QP tunneling back to the initial state of the electrode does not induce any excitation of the qubit. According to Ref. [21] the former process prevails (due to the larger density of the states that are close to the edge of the QP band in the energy spectrum).

A comparison of the gate modulation curves  $\alpha(V_G)$  for different values of the applied dc-flux is presented in Fig.3. Interestingly, when increasing the amplitude of the rf oscillations for  $\varphi_{dc} = 0$  (top part of the plot) from 0.28 rad to 1.12 rad, two dips next to the maximum at  $q = e$  appear, whereas at  $q = e$ , a sharp peak rises. Another behavior is to be seen for  $\varphi_{dc} = \pi$  (bottom part of the plot). Here, the gate modulation curves practically do not depend on the amplitude  $a$  of the flux oscillations.

According to the theory in Ref. [21], the QP transitions are caused by the tunneling Hamiltonian terms. However, to describe the observed behavior, we should take the interference effect into account which occurs when a QP tunnels through the tunnel barrier. Let us assume that the energies of the non-equilibrium QP in the electrode  $E_p = (\Delta^2 + \xi_p^2)^{1/2}$  and in the island  $E_k = (\Delta^2 + \xi_k^2)^{1/2}$  exceed only slightly the gap value  $\Delta$ , i.e. the corresponding electron energies are sufficiently small,  $|\xi_p|, |\xi_k| \ll \Delta$ . In this case the absolute values of the Bogoliubov-Valatin coherence factors of the corresponding single QP states [26] are almost equal to each other ( $u_p^2 \approx v_p^2 \approx u_k^2 \approx v_k^2 \approx 0.5$ ). This means that the QP can tunnel to the island at the same time as an electron-like and hole-like particle. The qubit then switches into the ground state, following two paths,  $|\pm\rangle \rightarrow |0\rangle$  and  $|\pm\rangle \rightarrow |0'\rangle$ . The sign "+" stands for the ground state and "-" for the excited state. These two paths, which correspond to the transfer of electrical charge due to the tunneling of QPs into different directions, are shown in Fig.4 (a) by arrows.

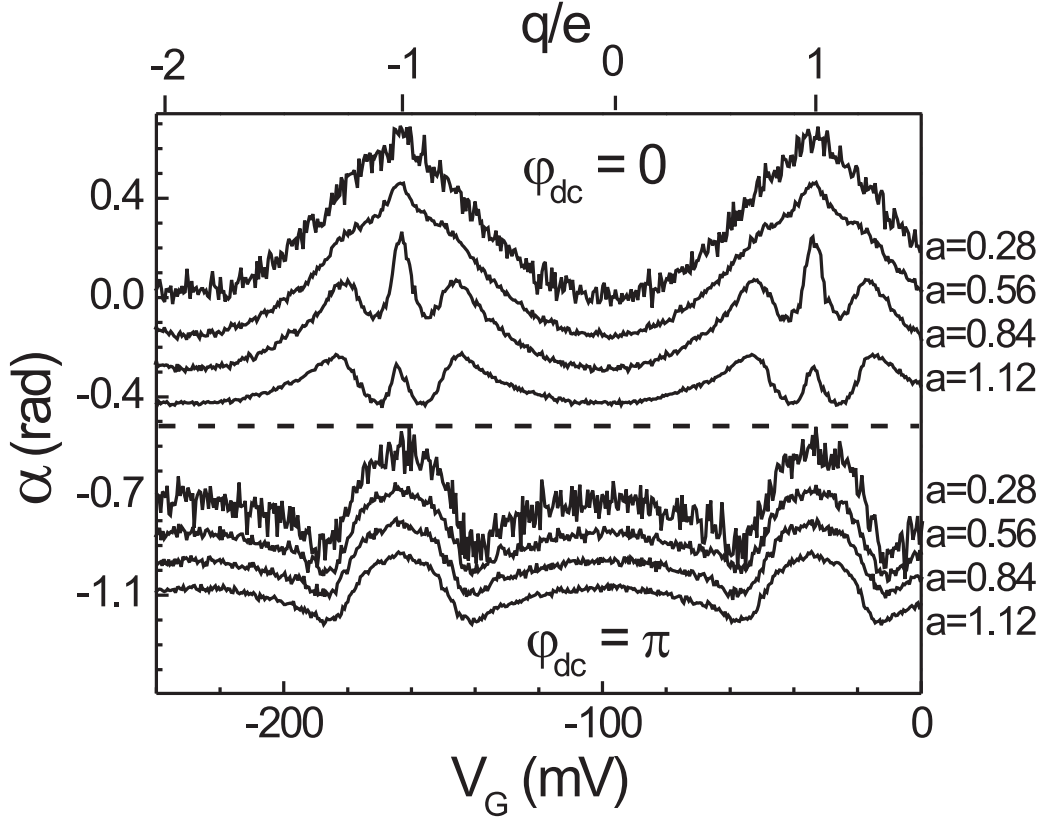


FIG. 3: Periodic gate modulation curves  $\alpha(V_G)$  for different values of the amplitude of the rf oscillations at two values of the applied magnetic flux. The curves are shifted for the purpose of clarity.

The operators causing transitions in the qubit are the charge shift operators  $e^{\pm i\phi/2}$ , where  $\phi$  is the variable conjugate to the island charge operator. These terms (which were omitted in Ref. [21]) appear in the tunneling Hamiltonian as phase factors of creation and annihilation operators of the island, respectively, and take into account the effect of the electromagnetic environment, cf. Ref. [27], i.e. the finite capacitance of the transistor island. The two final ground states of the qubit  $|0\rangle$  and  $|0'\rangle$  are physically identical as the only difference between them is the location of one Cooper pair whose free transfer through the barrier is included in the qubit Hamiltonian. Since the qubit states  $|+\rangle$  and  $|-\rangle$  at  $q = e$  are described by symmetric and antisymmetric wave functions, respectively, the signs of the matrix elements  $e_+ = \langle +|e^{i\phi/2}|0\rangle$  and  $e'_+ = \langle +|e^{-i\phi/2}|0'\rangle$  are similar, whereas the signs of  $e_- = \langle -|e^{i\phi/2}|0\rangle$  and  $e'_- = \langle -|e^{-i\phi/2}|0'\rangle$  are opposite. Extending Eq. (3) of Ref. [21] to the case of interference of the possible paths, the net probability of the QPs tunneling onto the



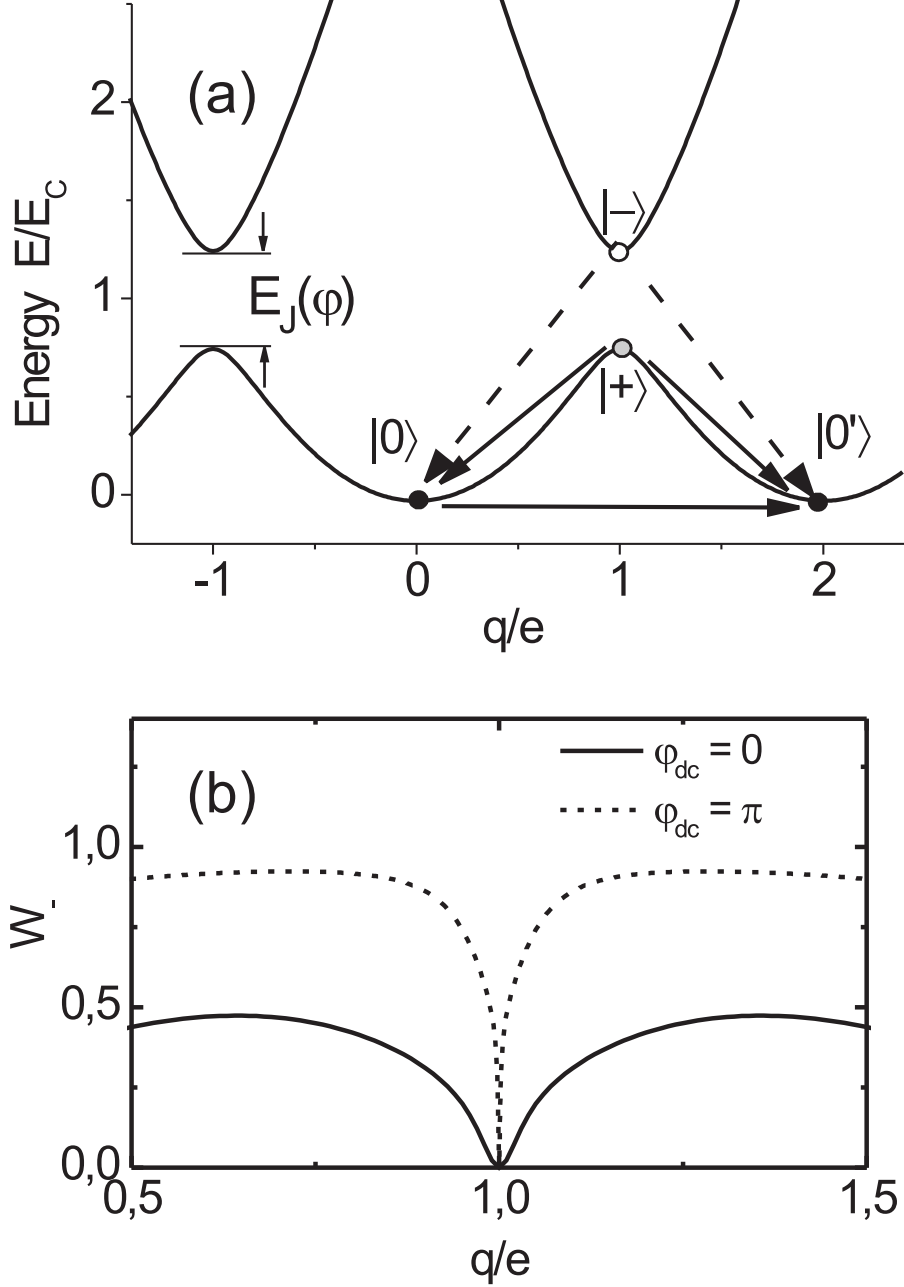


FIG. 4: (a) Energy band diagram displaying the interfering paths of the excess QPs tunneling either - as a quasi-electron - or - as a quasi-hole with simultaneous tunneling out of a single Cooper pair. (b) Interband transition probability  $W_-$  calculated as a function of the gate charge.

island  $\Gamma_{\pm}^{\text{in}}$  can be expressed - according to the Golden Rule - as  $\Gamma_{\pm}^{\text{in}} \propto (\delta_r/R_T)W_{\pm}$ , with  $W_{\pm} = |e_{\pm} + e'_{\pm}|^2$ . Thereby  $R_T$  is the tunneling resistance of the junction and  $\delta_r$  the QP level spacing in the island. Here, the value of  $W_-$ , which corresponds to the qubit relaxation, depends critically on the operation point of the qubit. Therefore, when the qubit is set

precisely to the degeneracy point,  $q = e$ , the absolute values of  $e_-$  and  $e'_-$  are equal, so that a completely destructive interference occurs and the values of both  $W_-$  and the probability  $\Gamma_-^{\text{in}}$  are equal to zero. In contrast to this, the constructive interference at the transitions within the ground state allows nonzero values of  $W_+$  and, hence,  $\Gamma_+^{\text{in}}$ . In a similar manner, one can easily show that a similar selection rule can be derived for the transitions associated with the tunneling of the QP from the island back to the electrode, i.e.  $\Gamma_-^{\text{out}} = 0$  and  $\Gamma_+^{\text{out}} \neq 0$ .

The range of applicability of this selection rule depends on the strength of the Josephson coupling  $E_J(\varphi)$  and on the accurate setting of the optimal bias. In particular, the minimum of the function  $W_-(q)$  at  $q = e$  is very narrow for sufficiently small values of the difference energy  $\Delta E_J = |E_{J1} - E_{J2}| \ll E_{J0}$  achieved at the bias  $\varphi_{\text{dc}} = \pi$ , and thus, the function itself yields finite values even in the case of only small deviations of  $q$  from the value of  $e$ . This is illustrated by the representation of  $W_-$  versus  $q$  (dotted line) in Fig. 4 (b): This figure shows the result of the numeric calculation of the matrix elements  $e_{\pm}$  for two cases of the flux bias, i.e.  $\pi$  and 0, assuming the estimated parameters of the qubit and a rather large junction asymmetry of  $|E_{J1} - E_{J2}|/(E_{J1} + E_{J2}) = 0.2$ . Due to the narrowing of the dips such a narrow minimum was not detected in our experiment, whereas the data obtained for the zero flux bias,  $\varphi_{\text{dc}} = 0$ , clearly showed the suppression of the qubit excitation in the vicinity of the degeneracy point. Moreover, when increasing the amplitude  $a$  of the low-frequency rf flux oscillations, the local curvature of the qubit state is probed over a larger region of  $\varphi$ , thus leading to a dynamical average of the states and an effective narrowing of the dip of the function  $W_-$ . As a result, at  $a = 0.84$  a finite mixing evolves which induces for  $\varphi_{\text{dc}} = 0$  a dip-like shape of the gate modulation curve, whereby, however, at  $q = e$ , a sharp peak remains as a reflection of the selection rule.

In conclusion, we found the effect of a mixing of the qubit states, which we explained with an energy transfer between the non-equilibrium QPs and the two-level qubit system. We applied a picture of the stochastic tunneling of single QPs to explain the observed qubit excitation and derived a selection rule on the interference of QP tunneling at the magic points  $q = e$  of the qubit, which demonstrates the importance of these points for qubit operation. Still, the question concerning the rate of QP transitions and the rate and the dominating mechanism of the qubit relaxation remains open. A higher drive frequency could help to discriminate the single tunneling events and allows probing separately the ground

and excited state.

We are indebted to D.V. Averin for his enlightening comments on this work. We wish to thank M. Wulf and J. Niemeyer for stimulating discussions. We also acknowledge S.V. Lotkhov for the sample characterization, H.-P. Duda and R. Harke for valuable technical assistance, B. Egeling and R. Wendisch for their support in the PECVD and CMP processes as well as Th. Weimann and P. Hinze for their support with the e-beam writing. This work was supported by the European Union (project EuroSQIP).

- 
- [1] D.V. Averin and K.K. Likharev, in *Mesoscopic Phenomena in Solids*, edited by B.L. Altshuler, P. A. Lee, and R. A. Webb (Elsevier, Amsterdam, 1991), p.175.
  - [2] M. T. Tuominen, *et al.*, Phys. Rev. Lett. **69**, 1997 (1992).
  - [3] P. Joyez, *et al.*, Phys. Rev. Lett. **72**, 2458 (1994).
  - [4] A. B. Zorin, Phys. Rev. Lett. **76**, 4408 (1996).
  - [5] A. B. Zorin, *et al.*, J. Supercond. **12**, 747 (1999); A. B. Zorin, Phys. Rev. Lett. **86**, 3388 (2001).
  - [6] M. A. Sillanpää, L. Roschier and P. Hakonen, Phys. Rev. Lett. **93**, 066805 (2004).
  - [7] L. J. Geerligs, *et al.*, Z. Phys. B: Condens. Matter **85**, 349 (1991).
  - [8] A. Amar *et al.*, Phys. Rev. Lett. **72**, 3234 (1994).
  - [9] V. Bouchiat *et al.*, Phys. Scripta **T76**, 165 (1998).
  - [10] K. W. Lehnert *et al.*, Phys. Rev. Lett. **91**, 106801 (2003).
  - [11] J. Männik and J. E. Lukens, Phys. Rev. Lett. **92**, 057004 (2004).
  - [12] A. Guillaume *et al.*, Phys. Rev. B **69**, 132504 (2004).
  - [13] O. Naaman and J. Aumentado, Phys. Rev. B **73**, 172504 (2006).
  - [14] Y. Nakamura, Yu. A. Pashkin and J. S. Tsai, Nature **398**, 768 (1999).
  - [15] D. Vion, *et al.*, Science **296**, 886 (2002).
  - [16] T. Duty *et al.*, Phys. Rev. B **69**, 140503(R) (2004).
  - [17] A. B. Zorin, JETP **98**, 1250 (2004).
  - [18] A. B. Zorin, Physica C **368**, 284 (2002).
  - [19] D. Born *et al.*, Phys. Rev. B **70**, 180501(R) (2004).
  - [20] H. Zangerle *et al.*, Phys. Rev. B **73**, 224527 (2006).
  - [21] R. M. Lutchyn, L. I. Glazman, and A. I. Larkin, Phys. Rev. B **74**, 064515 (2006).

- [22] K. K. Likharev and A. B. Zorin, J. Low Temp. Phys. **59**, 697 (1985); D. V. Averin, A. B. Zorin, and K. K. Likharev, Sov. Phys. JETP **88**, 697 (1985).
- [23] R. Dolata *et al.*, J. Appl. Phys. **97**, 054501 (2005).
- [24] J. Aumentado *et al.*, Phys. Rev. Lett. **92**, 066802 (2004).
- [25] T. Yamamoto *et al.*, Appl. Phys. Lett. **88**, 212509 (2006).
- [26] J. R. Schrieffer, *Theory of Superconductivity* (Perseus, Oxford, 1999).
- [27] G. L. Ingold and Yu. V. Nazarov, in *Single Charge Tunneling*, edited by H. Grabert, and M.H. Devoret (Plenum Press, New York, 1992), p. 21.