

Shot Noise in Anyonic Mach-Zehnder Interferometer

D. E. Feldman¹, Yuval Gefen², Alexei Kitaev^{3,4}, K. T. Law¹, and Ady Stern²¹Department of Physics, Brown University, Providence, Rhode Island 02912, USA²Condensed Matter Physics Department, Weizmann Institute of Science, Rehovot, 76100 Israel³California Institute of Technology, Pasadena, California 91125, USA⁴Microsoft Project Q, University of California, Santa Barbara, California 93106, USA

We show how shot noise in an electronic Mach-Zehnder interferometer in the fractional quantum Hall regime probes the charge and statistics of quantum Hall quasiparticles. The dependence of the noise on the magnetic flux through the interferometer allows for a simple way to distinguish Abelian from non-Abelian quasiparticle statistics. In the Abelian case, the Fano factor (in units of the electron charge) is always lower than unity. In the non-Abelian case, the maximal Fano factor as a function of the magnetic flux exceeds one.

I. INTRODUCTION

Among the most fascinating features of the quantum Hall effect (QHE) are the fractional charge and statistics of elementary excitations. The charge of a quasiparticle is a simple fraction of an electron charge. In most QHE states the quasiparticles are Abelian anyons, i.e., they accumulate nontrivial phases when encircle each other. For some filling factors, even more interesting non-Abelian statistics was predicted^{1,2}. When a single non-Abelian anyon makes a full circle around another (identical) one, this not only modifies the phase of the wave function, but can also result in a change of the quantum state of the quasiparticle system. Such a property makes non-Abelian anyons promising for fault-tolerant quantum computation^{3,4}.

Detecting fractional charge and statistics proved to be a difficult task. Fractional charges were eventually observed in shot noise experiments at Weizmann Institute and Saclay⁵. No non-ambiguous observation of the statistics of identical fractional quasiparticles has been reported so far in spite of several theoretical proposals for detecting Abelian^{6,7,8,9,10} and non-Abelian^{10,11,12,13,14,15,16} anyons, and important efforts in this direction^{17,18}. The set-up⁵, which was successful for measuring fractional charges via shot noise, cannot be applied to the problem of fractional statistics since no quasiparticle braiding occurs in such a device.

Recently a new device, an electronic Mach-Zehnder interferometer, has been designed and fabricated at Weizmann Institute¹⁹, Fig. 1. Quasiparticle braiding is possible in that configuration. As we show below, shot noise in the Mach-Zehnder interferometer contains information about both charge and statistics of the elementary excitations. In particular, it allows for a simple and physically transparent way to distinguish Abelian from non-Abelian quasiparticles.

Since anyonic statistics is defined in terms of quasiparticle braiding, its detection requires an interference experiment. In 1997 in Ref. 6 it was proposed to employ an electronic Fabry-Perot interferometer for detecting Abelian anyonic statistics. The proposal was later extended for the case of non-Abelian anyons^{11,12,13,14}. While the Fabry-Perot approach is simple and transparent, it suffers from a major limitation which is especially acute in relatively fragile non-Abelian QHE states: The interference picture is destroyed by fluctuations of the number of the trapped quasiparticles^{8,14} which can tunnel between the edges and localized states inside the interferometer. One might think that the same problem should be inevitable for any interference experiment, but surprisingly, the Mach-Zehnder interferometer is free from such limitation^{9,16} and thus opens a practical way to test the existence of non-Abelian anyons. One possible approach is based on the measurement of the electric current through the Mach-Zehnder interferometer in the Abelian⁹ or non-Abelian¹⁶ case. The dependence of the current on the tunneling constants of the interferometer provides information about the statistics of elementary excitations. In order to extract this information, one needs to compare the experimental dependence of the current on the parameters of the interferometer with theoretical predictions for different statistics and select the best fit. Since theoretical predictions depend on unknown nonuniversal microscopic parameters, it would be desirable to find a simpler procedure based on a single measurement of a universal quantity. We show below that this can be accomplished in a shot noise experiment with an anyonic Mach-Zehnder interferometer. The information about statistics contains in a single universal quantity: the maximal Fano factor at low temperatures.

Nonequilibrium noise is an important experimental tool in mesoscopic physics. We define it as the Fourier transform of the current-current correlation function²⁰,

$$S(\omega) = \frac{1}{2} \int_{-1}^1 h \hat{I}(0) \hat{I}(t) + \hat{I}(t) \hat{I}(0) i \exp(i\omega t) dt; \quad (1)$$

It is often convenient to express the noise in terms of an effective charge $e^*(\omega)$, according to $S = e^* h \hat{I}$. The

dimensionless ratio $e/h = e$ is known as the Fano factor and depends on the temperature, voltage and frequency, disorder and interaction strength. In some situations e is universal and equals the carrier charge. This property was used for probing fractional charges in Ref. 5. Shot noise in the Mach-Zehnder interferometer in the integer QHE has recently attracted much attention²¹. Below we show that the physics of noise is even richer in the fractional QHE regime. We find that the Fano factor in the Mach-Zehnder interferometer depends on frequency. At high frequencies the zero-temperature Fano factor is equal to the dimensionless quasiparticle charge. At low frequency, the Fano factor depends on the magnetic flux. The maximum value of the zero-temperature Fano factor is always below 1 in Abelian systems and can exceed 1 for non-Abelian anyons.

The interferometer¹⁹ is sketched in Fig. 1. In the absence of inter-edge tunneling, charge propagates along two chiral edges (S1 to D1 and S2 to D2); the source S1 is kept at a finite voltage V with respect to S2. Quasiparticles can tunnel between the edges at two point contacts QPC1 and QPC2. The current that flows between the edges (i.e., from S1 to D2) depends on V , the magnetic flux through the loop A-QPC2-B-QPC1-A, and the tunneling amplitudes, t_1 and t_2 , at the two quantum tunneling contacts. We assume that the tunneling amplitudes are small. Hence, the mean time between two consecutive quasiparticle tunneling events is much larger than the duration of such an event. We also assume that the leads fully absorb edge excitations. For a system of bosons or fermions such an assumption implies that tunneling events are independent. In contrast, we will see that the probability of an anyon to tunnel is affected by the history of previous tunneling events.

Below we calculate the noise for the tunneling current between the edges. We will distinguish the high- and low-frequency regimes. In the low-frequency regime, the frequency ω is less than $1/\tau = I/q$, where τ is the typical time interval between consecutive tunneling events, I the average current and q the quasiparticle charge. In the high-frequency regime, $1/\omega > \tau > 1/\tau$, where τ is the time of one tunneling event. The time $\tau_{\text{travel}} + \tau_{\text{uncertainty}}$ can be estimated as the sum of two contributions. The quasiparticle travel time between the point contacts, τ_{travel} , is of the order of L/v , where L is the interferometer size and v the quasiparticles velocity along the edges. The time $\tau_{\text{uncertainty}} = h/\max(qV; k_B T)$, where V is the voltage bias and T the temperature, comes from the uncertainty of the energy of tunneling quasiparticles.

Most of this paper focuses on the low-frequency noise at zero temperature and on the finite temperature noise at arbitrary frequency. The zero-temperature high-frequency limit is much simpler. At high frequencies, the contribution to Eq. (1) from large times $t \gg 1/\omega$ is suppressed by the oscillating exponential factor. The contribution from short times $t \ll \tau$ can be found by substituting $\omega = 0$. One gets $S = h\hat{I}(0) \int_0^\tau dt \hat{I}(t) = e I$, where the Fano factor $e = \int_0^\tau I(t) dt$ equals the charge transmitted during one tunneling event. Thus, in the high frequency limit, e is the quasiparticle charge q . This result is similar to the low-frequency behavior of the noise in the geometry with one tunneling contact²² and holds for any quasiparticle statistics. In contrast, the low-frequency noise in the Mach-Zehnder interferometer shows a unique behavior which will allow detecting fractional statistics.

The article has the following structure. Section II contains the main results of the paper. It focuses on the low-frequency noise at $T = 0$ in two types of QHE states: Laughlin states with filling factors $\nu = 1/m$ (m odd) and the Pfaffian state^{1,2} at filling factor $\nu = 5/2$. The technical approach of Section II is rather simple and its results can be understood from a simple qualitative picture. The rest of the paper focuses on the finite temperature noise for arbitrary fractional statistics and is more technical. The method is based on the algebraic theory of anyons, Ref. 4. Section III contains the calculation of the tunneling probabilities. In Section IV we find the tunneling current. In Section V we calculate the zero-frequency noise at arbitrary temperatures. Section VI discusses the high-frequency noise with the emphasis on the limit of low voltages and finite temperatures, i.e. the linear response regime. In that regime the noise and conductance are related by the Nyquist formula. We find that in contrast to the shot noise, the thermal Nyquist noise is independent of the magnetic flux through the interferometer for any fractional statistics with nondegenerate braiding.

II. SHOT NOISE AT ZERO TEMPERATURE

In this section we consider the Laughlin and Pfaffian states. We first briefly review the anyon statistics in these two states and then calculate the noise.

A. Fractional statistics in Laughlin and Pfaffian states

The quasi-hole charge in a Laughlin state with the filling factor ν is $q = e$. When one quasi-hole encircles n others counterclockwise, the wave function accumulates the statistical phase

$$\phi_s = 2\pi n \nu \quad (2)$$

Since the phase ϕ_s is defined mod 2π , there are $r = 0; \dots; m-1$ "equivalence classes" which correspond to m physically distinct statistical phases ϕ_s . A configuration of n quasiholes belongs to the r -th class, $r = n \bmod m$.

In the $\nu = 5/2$ Pfaffian liquid, quasiholes carry charge $e/4$. Due to the non-Abelian statistics, the quantum state of a system of several charge- $e/4$ quasiholes is not uniquely determined by their coordinates. One needs to specify additional quantum numbers, most importantly, the topological charge (for a review, see Ref. 4.) In the $\nu = 5/2$ state the latter takes on one of three values¹⁴: 1 ("vacuum"), τ ("fermion"), and τ^2 ("vortex"). In a system with an odd number of quasiholes n , the topological charge is always τ . At even n two topological charges, 1 and τ^2 , are possible. When two sets of quasiholes merge, the topological charge of the composite system is given by the fusion rules: $1 \cdot 1 = 1$, $1 \cdot \tau = \tau$, $\tau \cdot \tau = 1$. In a process in which a quasi-hole encircles a set of n quasiholes whose topological charge is τ , the wave function picks up a statistical phase which depends on n , and the topological charge of the whole system consisting of $(n+1)$ quasiholes. We denote this statistical phase by ϕ_{ab} , where $a = (n; \tau)$ and $b = (n+1; \tau)$ label superselection sectors⁴. It equals

$$\phi_{ab} = n \cdot \frac{\pi}{4} + \phi^0; \quad (3)$$

where the non-Abelian part ϕ^0 satisfies the following rules: $\phi^0_1 = 0$, $\phi^0_\tau = \pi/4$, $\phi^0_{\tau^2} = 3\pi/4$ and $\phi^0_{\tau^2\tau} = 3\pi/4$. As we will see this information determines the quasi-hole tunneling rates. The statistical phase factor $\exp(i\phi_{ab})$, Eq. (3), is unchanged if the state $a = (n; \tau)$ is fused with an electron whose superselection sector is $(4; 1)$. Thus, the superselection sectors form 6 equivalence classes, which are characterized by $(n \bmod 4; x)$, where $x = \tau$ for odd n and either 1 or τ^2 for even n .

Since bulk excitations are gapped, the low-energy physics of the Mach-Zehnder interferometer is determined by the edges. Thus, the Hamiltonian is

$$\hat{H} = \hat{H}_{\text{edge}} + [(\hat{X}_1 + \hat{X}_2) + H_{\text{sc}}]; \quad (4)$$

where \hat{H}_{edge} is the Hamiltonian of the two edges and the operators \hat{X}_1, \hat{X}_2 correspond to the quasi-hole transfer from outer edge 1 to inner edge 2 at QPC1 and QPC2, respectively. Strictly speaking, the Hamiltonian must include operators which describe tunneling of the objects with all possible electric and topological charges. We take into account only the quasi-hole tunneling operators since they are most relevant²³. In the limit of small tunneling amplitudes t_1 and t_2 , the probability of a tunneling event from edge 1 to edge 2 includes four contributions: two proportional to $|t_{1,2}|^2$ (independent of the flux through the interferometer) and two $\propto t_1 t_2$ and $\propto t_1 t_2$ (flux dependent). The last two describe the interference of quasi-hole trajectories S1-QPC1-B-D2 and S1-A-QPC2-D2 and include the Aharonov-Bohm phase $2\pi q \cdot \Phi_0$. Here q is the quasiparticle charge and $\Phi_0 = eh/c$ the flux quantum.

Furthermore and central to our discussion is the dependence of these interference term $s^{9,16}$ on the topological charge of edge 2. In the case of the Laughlin states the tunneling probability depends on the statistical phase Eq. (2), where nq is the total charge transferred between the edges (negative n corresponds to tunneling events from edge 2 to edge 1). In the Pfaffian state these terms contain the phase (3), where n has the same meaning as in the Abelian case, and τ and τ^2 are the initial and final topological charges of edge 2. In both cases a given tunneling event modifies the tunneling rate of the subsequent event. Quasiparticle tunneling between the edges can be viewed as a Markov process^{9,10,16}.

B. Abelian Laughlin case, $\nu = 1/m$

The tunneling rates were computed in Ref. 9 (see also Section III). Transitions are possible for the states connected by arrows in Fig. 2a. At zero temperature, quasi-holes tunnel only from the edge with higher chemical potential (edge 1) to the edge with the lower potential, i.e., only in the direction of the arrows. The precise expressions for the transition rates depend on the edge state model⁹. We are concerned only with manifestations of fractional statistics and discuss below only those properties of the transition rates which depend on statistics. The transition rate depends⁹ on the number of the previous tunneling events mod m . Thus, at zero temperature and low voltage, there are m different tunneling rates⁹

$$p_k = r_0(V) |t_1|^2 + |t_2|^2 + |u(V)|^2 \exp(2\pi i [(n_0 + k)/m] + \phi_{\text{sc}}); \quad (5)$$

where $k = 0; \dots; m-1$ and the coefficients r_0 and u are expressed via the matrix elements of the operators $\hat{X}_{1,2}$. The above perturbative expressions for the rates are valid^{9,16} for such small $t_{1,2}$ that $p_k \ll qV = \hbar v$ for all k . The coefficient u depends on the voltage and the distance between the tunneling contacts. For $qVL = \hbar v \ll 1$ it follows that $u \ll 1$ (here L is the interferometer size and v is the edge velocity). If also $|t_1| \ll |t_2|$, it is possible to tune the magnetic flux in such a way that one of the rates becomes much smaller than all others.

Let us now calculate the Fano factor. The average square of the time between two subsequent tunneling events is $\overline{t_k^2} = 2/p_k^2$. The noise (1) equals $S = \overline{Q^2(t)} = e \overline{t}$, where $Q(t)$ is the fluctuation of the charge $Q(t)$ transmitted during the time $t = \sum_{k=0}^{P-1} p_k$. The Fano factor reads as

$$F = S/I = \overline{Q^2(t)} / \overline{Q(t)}^2 \quad (6)$$

The charge transmitted during $N = \sum_{k=0}^{P-1} 1$ tunneling events is $N e$. The average time t_N needed for $N = \sum_{k=0}^{P-1} 1$ tunneling events is $t_N = N \sum_{k=0}^{P-1} \frac{1}{p_k}$. The time $t_N = t_N + \delta t$ fluctuates. One can estimate $\overline{Q(t_N)}$ as $N e$ with the accuracy of $O(\delta t/t_N)$. Such accuracy is insufficient for the calculation of $\overline{Q^2(t_N)}$. For the sake of evaluating the second moment of the current one can either calculate the fluctuations of Q during t_N or assume a uniform current with fluctuations of the time interval t . We thus need to find the fluctuation $\overline{t^2}$. From the expression for t_k^2 we find $\overline{t^2} = N \sum_{k=0}^{P-1} \frac{1}{p_k^2}$. Now we can estimate $Q(t) = N e \cdot t/I = \text{const} \cdot t/N \sum_{k=0}^{P-1} p_k$. Hence, $\overline{Q^2} = I^2 \overline{t^2}$. Finally,

$$F = e \frac{\sum_{k=0}^{P-1} \frac{1}{p_k^2}}{(\sum_{k=0}^{P-1} \frac{1}{p_k})^2} \quad (7)$$

Since the rates p_k depend on the magnetic flux, the low-frequency Fano factor depends on flux as well, in contrast to the one-point-contact geometry²². From the inequality of arithmetic and quadratic means we find that $F \geq e$. The maximum value of F is the electron charge e , and it is obtained when one of the transition rates is much smaller than all others (see discussion below).

C. Shot noise in non-Abelian Pfaffian state

In the Pfaffian state there are 8 transition rates¹⁶ (see Fig. 2b; a general approach to the calculation of transition rates is discussed in Section III). At zero temperature and low voltage four of them have the form¹⁶

$$p_k = r_0 f |j_1 j + j_2 j + [u_{12} \exp(i[\phi_0 + k]2\pi) + \text{c.c.}]|; \quad (8)$$

where $k = 0; 1; 2; 3$. The four remaining rates are given by p_{k+2} (Fig. 2b). As in the Laughlin state, if $j_1 j \neq j_2 j$ and $u_{12} \neq 1$ it is possible to tune the magnetic flux in such a way that one of the rates becomes much smaller than all others. The condition $u_{12} = 1$ corresponds to close point contacts, i.e. the distances between the point contacts along both edges must be shorter than all other scales: the edge lengths; the scale $h\nu = qV$, controlled by the voltage bias; and $h\nu = k_B T$, where T is the temperature.

Using the same approach as in the Abelian case, one can rewrite Eq. (6) as

$$F = e \overline{t^2} / \overline{t}^2; \quad (9)$$

where t is the average time needed for 4 consecutive tunneling events and δt is the fluctuation of that time. Since one electron charge is transferred between the edges during 4 tunneling events, the current reads as

$$I = e/t; \quad (10)$$

A straight-forward calculation yields

$$\overline{t} = 2 \sum_{k=0}^{X^3} \frac{1}{p_k + p_{k+1}} + 4 \sum_{k=0}^{X^3} \frac{1}{p_k}; \quad (11)$$

and

$$\overline{t^2} = 4 \sum_{k=0}^2 \frac{X^3}{p_k + p_{k+1}} + \frac{4}{2} \sum_{k=0}^{X^3} \frac{X^3}{p_{k+1}} + \frac{!}{2} \frac{X^3}{p_{k+1}} \quad (12)$$

where $\sum_{k=0}^P p_k$ and the convention $p_{P+1} = p_0$ is used. The calculation is based on Fig. 2b. In the space of states, there are four possible trajectories which begin and end in point $(-1;)$. t and t^2 are combinations of the contributions from the 4 trajectories weighted according to their probabilities. For example, the probability of the

trajectory $(1;)! (0;1)! (1;)! (2;1)! (1;)$ is $p = (p_1 + p_3) - p_0 = (p_0 + p_2)$. In order to make Eqs. (11,12) more compact and symmetric, we used the fact that $p_0 + p_2 = p_1 + p_3$ which is evident from Eq. (8).

Equations (9-12) have an interesting feature: in contrast to the Abelian case, Eq. (7), the Fano factor can exceed one electron charge. A convenient reference point corresponds to such magnetic flux that the current (10) is minimal. At $\nu = 1$ and $\nu = 2$, the current (10,11) is minimal for $\Phi = (4n + 2) \Phi_0$, in which case the tunneling rate p_k , Eq. (8), is close to zero. Assuming $k = 0$ one gets $p_0 = p_1; p_2; p_3$. Then Eqs. (8) and (9-12) imply that $e = 3e > e$. The maximal Fano factor is achieved at a different value of the magnetic flux. It can be found numerically from Eqs. (9,11,12). In the limit $\nu = 1$ and $\nu = 2$, the maximal effective charge equals $e_{max} = 3/2e$. In contrast, the maximal value of the Fano factor of the Laughlin state, Eq. (7), is $e = e$.

The difference between the two cases provides a way to distinguish between Abelian and non-Abelian statistics from shot noise. In fact, this difference may be understood from Fig. 2 without detailed calculations. Both in the Abelian and non-Abelian cases the minimal current corresponds to $p_0 = 0$. Transport in a Laughlin state can be described in the following way: typically the system stays in state 0 (Fig. 2a) for a long time after which it tunnels to state 1. From state 1 it quickly goes through the series of states 2;3;...;m-1 and back to 0. Then the system stays in state 0 again for a long time. Thus, charge is typically transmitted in "bursts" of m quasiparticles, carrying altogether one electron charge. This gives $e = e$. In the non-Abelian case, Fig. 2b, the transport also occurs rapidly between prolonged stays in state (0;1). However, the average charge transmitted between two such stays exceeds an electron charge due to the existence of a "bypass road" $(1;)! (0;)! (1;)! (2;)! (1;)$.

III. TRANSITION RATES

In this section we calculate transition rates for arbitrary fractional statistics at arbitrary temperature T and voltage V . We assume that the topological charge of elementary excitations has a finite number of possible values. There is an infinite number of possible electric charges. We will denote the minimal charge of an anyon as $q > 0$. The quantum dimensions d_a , fusion multiplicities N_{ax}^b and statistical phases θ_{ab} [Eq. (13)] depend only on the topological charges. All these conditions are satisfied for the Laughlin and Pfaffian statistics for an appropriate definition of the topological charge: Each vertex of the graphs in Fig. 2 should be viewed as a class of states with the same topological charge, and different topological charges should be ascribed to different vertices.

We will work in the limit of small ν_1 and ν_2 , Eq. (4), so that the transition rates can be found from the lowest, second, order in ν 's. Physically this means that at every moment of time there is no more than one quasiparticle between the point contacts. Nevertheless, the transition rates depend on all previous tunneling events through the total topological charge of the edges.

Consider a tunneling event in which a quasiparticle with electric charge q and topological charge x is transferred from the outer edge 1 to the inner edge 2 (Fig. 1). After such an event the topological charge of edge 2 changes. We will denote the initial topological charge of edge 2 as a and the final topological charge as b . Possible values of b are determined by the fusion rules for charges x and a . Since the total topological charge of the interferometer must remain at the vacuum value 1, the topological charge of edge 2 is always opposite to the topological charge of edge 1. In what follows we will use the notation \hat{a} for the topological charge opposite to a .

The tunneling operators \hat{X}_1 and \hat{X}_2 , Eq. (4), depend on the gauge. The choice of the vector potential \mathbf{A} is restricted by the condition that its circulation over the loop A-QPC2-B-QPC1-A (Fig. 1) equals the magnetic flux through the interferometer. At the most convenient choice of the gauge, the vector potential is nonzero only inside the point contact QPC2. In this case the edge Hamiltonian and the tunneling operator \hat{X}_1 are independent of the magnetic flux and the operator \hat{X}_2 contains the factor $\exp(i \theta_{AB})$, where the Aharonov-Bohm phase $\theta_{AB} = 2 \pi q \Phi_0$ and $\Phi_0 = hc/e$ is the flux quantum.

In addition to the Aharonov-Bohm phase, a particle accumulates a statistical phase θ_{ab} when it goes along the loop A-QPC2-B-QPC1-A. Hence, \hat{X}_2 contains an additional factor $\exp(i \theta_{ab})$. For the calculation of the statistical phase we consider a process in which a particle with topological charge x encircles the hole in the interferometer (Fig. 1) which contains topological charge a . The result of this calculation depends on the fusion channel b for the charges a and x . The phase can be found from algebraic theory of anyons, Ref. 4, using the diagrams from Fig. 3. The left diagram equals the topological spin θ_b while the right diagram equals $\theta_a + \theta_{ax} \exp(i \theta_{ab})$. Hence,

$$\exp(i \theta_{ab}) = \frac{\theta_b}{\theta_a + \theta_{ax}} : \quad (13)$$

Thus, the tunneling operators can be represented in the form $\hat{X}_1 = \hat{X}_1, \hat{X}_2 = \exp(i \theta_{AB} + i \theta_{ab}) \hat{X}_2$, where the operators \hat{X}_i are independent of the magnetic flux and the topological charges of the edges.

Since a tunneling event involves a change of the topological charge of edge 2, we have to find the probabilities of all possible fusion outcomes b . The tunneling operators X_i create a quasiparticle-quasihole pair, x and x , near one edge inside a point contact and move the quasiparticle x to the opposite edge. Since the topological charge is an integral of motion, the quasiparticle and quasihole fuse to vacuum. We want to find the amplitude of the process in which x and a fuse to b . This amplitude is given by the diagram in Fig. 4. The vertices are two operators $F_{ax;i}^b$ and $F_{ax;j}^b$ from the fusion space V_{ax}^b , Ref. 4; the indices i and j assume values between 1 and the fusion multiplicity N_{ax}^b . The diagram, Fig. 4, is well known in algebraic theory of anyons. In order to apply the expression from Ref. 4 for this diagram, one just needs to remember that in algebraic theory of anyons, quantum states have norm different from 1. Thus, up to an irrelevant phase, the fusion amplitude equals $f_{ij} = [1=d_a d_x] \sqrt{d_a d_b d_{x-ij}}$, where the square bracket contains the normalization factor and d denote quantum dimensions. Finally, the fusion probability

$$P_{a!b}^+ = \sum_{ij} f_{ij}^2 = N_{ax}^b \frac{d_b}{d_a d_x} : \quad (14)$$

The total transition rate equals

$$w_{a+x!b}^+ = P_{a+x!b}^+ u_{a+x!b}^+ : \quad (15)$$

where $u_{a+x!b}^+$ is the transition rate in the fusion channel b . We consider fully absorbing leads. Hence, the rate $u_{a+x!b}^+$ depends on the previous tunneling events only through the factor $\exp(i\phi_{ab})$ in the operator \hat{X}_2 . The rate can be found from Fermi's golden rule:

$$u_{a+x!b}^+ = r_{11}^+ j_1 j_2 + j_2 j_1 + r_{12}^+ e^{i\phi_{ab}} e^{i\phi_{ab}} j_1 j_2 + \text{c.c.} ; \quad (16)$$

where $r^+ = \frac{R_1}{1} \langle X^\dagger(t) X(0) \rangle_{i=h^2}$ and the angular brackets denote the average with respect to the thermodynamic state of noninteracting edges at the temperature T and the chemical potential difference qV between the edges. The correlation functions r^+ depend on microscopic details.

At finite temperatures, quasiparticles can also tunnel from internal edge 2 to edge 1 whose electrochemical potential is higher. The respective transition rates

$$w_{b!a+x} = P_{b!a+x} u_{b!a+x} \quad (17)$$

can be found in exactly the same way as w^+ . In full analogy with Eq. (14), the diagram from Fig. 4 with interchanged b and a and b and a yields

$$P_{b!a+x} = N_{ax}^b \frac{d_a}{d_b d_x} : \quad (18)$$

The transition rate $u_{b!a+x}$ within the fusion channel $b!a+x$ is related to $u_{a+x!b}^+$ by the detailed balance condition

$$u_{b!a+x} = \exp(-qV/T) u_{a+x!b}^+ : \quad (19)$$

Equations (14-19) allow one to easily reproduce Eqs. (5,8) from the previous section. One just needs to know the quantum dimensions, topological spins and fusion multiplicities. In Laughlin states all quantum dimensions and fusion multiplicities are 1. The topological spin of the excitation with the electric charge ne equals $\exp(i\pi n^2)$, where i is the filling factor. The topological spins and quantum dimension in the Pfaffian states are listed in Table I. All fusion multiplicities $N_{ax}^b = 1$.

IV. FINITE-TEMPERATURE CURRENT

Now we are in the position to calculate the tunneling current through the interferometer. We consider the most general situation when the tunneling of several types of quasiparticles with electric charges kq is allowed (k are

Topological charge	Electric charge	d_a	a
1	$m \neq 2$	1	$\exp(i m^2/2)$
	$m = 2$	$\frac{1}{2}$	$\exp(i m^2/2)$
	$e=4 + m \neq 2$	$\frac{1}{2}$	$\exp(i [2m^2 + 2m + 1]/4)$

TABLE I: Statistics in the Pfaffian state.

integers). Our final answer, Eq. (28), reproduces the results of Section II in the limit of zero temperature for the Laughlin and Pfaffian states.

Let $Q(t)$ be the total charge of edge 2. Then the current

$$I = \lim_{t \rightarrow \infty} [Q(t) - Q(0)]/t \quad (20)$$

The charge $Q(t)$ can be found from the generating function $q(z;t) = \sum_a \sum_{nq} p_{a,nq} z^n$, where $p_{a,nq}$ is the probability to find topological charge a and electric charge nq on edge 2. One gets

$$Q = \frac{d}{dz} q(z;t) \Big|_{z=1} \quad (21)$$

The probabilities $p_{a,nq}$ obey the kinetic equations

$$p_{a,nq} = \sum_{b,m} M_{b,mq}^{a,nq} p_{b,mq}; \quad (22)$$

where the kinetic matrix

$$M_{b,mq}^{a,nq} = \sum_x [w_{(b+x),m}^{+} \delta_{a,n} + w_{b,m} \delta_{(a+x),n}] \sum_{c,l;x} [w_{(a+x),n}^{+} \delta_{c,k} + w_{a,n} \delta_{(c+x),k}]; \quad (23)$$

The diagonal elements of the kinetic matrix involve infinite sums but only few contributions to these sums are relevant since the tunneling of quasiparticles x with high electric charges $q(k-n)$ is suppressed.

The system (22) includes an infinite number of equations. It is possible to reduce it to a system of a finite size using a symmetry of the kinetic matrix. Indeed, the matrix elements $M_{b,mq}^{a,nq}$ depend on the initial topological charges b and a of edge 2 and on the electric charge of the transmitted quasiparticle $q(n-m)$ but they are independent of the initial electric charge m of edge 2. Let us introduce a set of generating functions $p_a(z;t) = \sum_n p_{a,nq} z^n$, where the sum n extends over all states of edge 2 with the same topological charge a . The kinetic equation (22) can be rewritten as

$$p_a(z) = \sum_b K_b^a(z) p_b(z); \quad (24)$$

where $K_b^a(z) = \sum_m M_{b,mq}^{a,nq} z^{n-m}$ and n is arbitrary. The system (24) contains a finite number of equations.

A general solution of Eq. (24) expresses via the eigenvalues of the matrix $\hat{K}(z) = K_b^a(z)$. At $z=1$ the matrix satisfies the conditions of the Rorbach theorem²⁶: All its elements are real, all diagonal elements are negative, all nondiagonal elements are positive or zero and the sum of the elements in each column is zero. Hence, at $z=1$ its maximal eigenvalue is nondegenerate and equals zero. At z close to one the maximal eigenvalue must be close to zero and still nondegenerate. This strongly simplifies the solution of Eq. (24) at large times t . One finds that $p_a(z;t) = p_a^{(0)}(z) \exp(-(z)t)$, where $-(z)$ is the maximal eigenvalue of the matrix $\hat{K}(z)$. The conservation of probability means that $\sum_a p_a(z=1;t) = 1$. At large t this yields $\sum_a p_a^{(0)}(z=1) = 1$.

We are finally ready to calculate the current (20,21). One obtains:

$$Q = \sum_a \frac{d}{dz} p_a \Big|_{z=1;t} = \sum_a q^0(z=1) t + \sum_a q \frac{dp_a^{(0)}(z=1)}{dz} = q^0(z=1) + \sum_a \frac{dp_a^{(0)}(z=1)}{dz}; \quad (25)$$

$$I = q^{-1}(z=1): \quad (26)$$

Thus, in order to calculate the current, one only needs the eigenvalue $\lambda_j(z)$ of the matrix $\hat{K}(z)$. We would like to emphasize again that this matrix is finite. The above equation (26) can be represented in the computationally more convenient form. Let $h_j = (1; 1; \dots; 1)$, let

$$\hat{K}(z)j(z)i = \lambda_j(z)j(z)i \quad (27)$$

and let $h_j i = 1$. Note that $h_j \hat{K}(1) = 0$. Differentiating Eq. (27) with respect to z yields: $\lambda_j^0 j + j^0 i = \hat{K}^0 j + \hat{K} j^0 i$. Multiplying by h_j and setting $z = 1$ produces the final result:

$$I = q^{-1}(1) = h_j \hat{A}^{(1)} j i; \quad (28)$$

where $\hat{A}^{(s)} = (z d/dz)^s \hat{K}(z=1)$.

V. FINITE-TEMPERATURE NOISE AT LOW FREQUENCY

The purpose of this section consists in the calculation of the noise at arbitrary temperature for arbitrary statistics. The results provide an independent check for Section II in the limit of zero temperature. They complement the results for the tunneling probabilities and the current from Sections III and IV. The coefficients r_{ij}^+ in the expression (16) for the tunneling rates depend on unknown microscopic parameters and can be extracted by fitting experimental data with the expression for the current, Eq. (28). The same information can be independently obtained from the noise, Eq. (34).

The calculation of the effective charge e in the low-frequency limit is based on Eq. (6). We already found the average transmitted charge Q , Eq. (25). We need to find $\overline{Q^2} = \overline{Q^2} - Q^2$, where $Q = q t^{-1}(1) + q^{-1} dp_a^{(0)} = dz$, Eq. (25). The generating function method yields the following expression for $\overline{Q^2}$:

$$\overline{Q^2} = q^2 \frac{d}{dz} z \frac{d}{dz} \bigg|_a^X p_a \bigg|_{z=1} = q^2 f[\lambda^0(1)]^2 t^2 + [\lambda^0(1) + \lambda^0(1)] t + 2 \lambda^0(1) t \bigg|_a^X \frac{dp_a^{(0)}}{dz} + \bigg|_a^X \frac{d}{dz} + \frac{d^2}{dz^2} p_a^{(0)} g; \quad (29)$$

This gives the following answer for the effective charge:

$$e = q[1 + \lambda^0(1) = \lambda^0(1)]: \quad (30)$$

It is convenient to express the above result via the matrices $\hat{A}^{(s)}$, Eq. (28). Differentiating Eq. (27) twice yields

$$\hat{K}^0 \lambda^0 j + 2 \hat{K}^0 j^0 i + \hat{K} j^0 i = \lambda^0 \lambda^0 j + 2 \lambda^0 j^0 i + j^0 i; \quad (31)$$

Substituting $z = 1$ and multiplying by h_j gives

$$\lambda^0(1) = h_j \hat{K}^0 \lambda^0 j + 2 h_j \hat{K}^0 j^0 i = h_j \hat{A}^{(2)} \hat{A}^{(1)} j + 2 h_j \hat{A}^{(1)} j^0 i; \quad (32)$$

where we used the identity $h_j j^0 i = [h_j j i]^0 = 0$. In order to complete the calculation we need to find $j^0(1)i$. At $z = 1$ we can rewrite the z -derivative of Eq. (27) in the form $\hat{K} j^0 i = (\hat{K}^0 - \hat{f}) j i = \hat{f} j i h_j \hat{A}^{(1)} j i$, where we substituted the expression (28) for λ^0 . Let us now introduce the pseudoinverse matrix K^{-1} such that $K K^{-1} = K^{-1} K = \hat{f} j i h_j K^{-1} j i = 0$ and $h_j K^{-1} = 0$. We find:

$$j^0(1)i = (\hat{f} j i h_j) j^0 i = K^{-1} (\hat{f} j i h_j) \hat{A}^{(1)} j i = K^{-1} \hat{A}^{(1)} j i; \quad (33)$$

Combining equations (28,32,33) we finally obtain

$$e = q \frac{\hbar \hat{A}^{(2)} \hat{A}^{(1)} K^{-1} \hat{A}^{(1)} |j\rangle}{\hbar \hat{A}^{(1)} |j\rangle} \quad (34)$$

One can easily check that the above equation reproduces the results of Section II in the Pfaffian and Laughlin cases. In order to apply the results of Sections IV and V to the Pfaffian state, one has to modify the definition of the topological charge in comparison with Section II. The topological charge can take 6 different values corresponding to the 6 vertices of the graph in Fig. 2b. This means that electrons carry the vacuum topological charge. Such a definition is physically sensible since electrons do not acquire statistical phases when they encircle other excitations²⁷.

VI. FINITE-TEMPERATURE NOISE AT HIGH FREQUENCY

In this section we assume that only one type of quasiparticles can tunnel between the edges. We denote the electric charge of the tunneling quasiparticle as q and its topological charge as x . We also assume nondegenerate braiding⁴ for the topological charge x : This means that for some topological charge a , a nontrivial statistical phase $\theta_{ab} \notin 2\pi n$ is accumulated when a particle x makes a circle around a .

If only one type of particles is allowed to tunnel then the expression for the dc-current simplifies:

$$I = q \sum_{a \neq b} v_a (w_{a+x|b}^+ - w_{a|b+x}); \quad (35)$$

where the tunneling probabilities w can be found in Section III and v_a is the probability to find the topological charge a on edge 2. v_a can be extracted from the stationary solution of the kinetic equation (22) and are the components of the vector $|j\rangle$, Eq. (27).

The expression for the noise (1) can be rewritten as

$$S = \frac{1}{4t} \int_0^t \int_0^t dt_1 \int_0^t dt_2 \hbar I(t_1) I(t_2) + I(t_2) I(t_1) \exp(i[\theta(t_2) - \theta(t_1)]); \quad (36)$$

where the time t is much greater than the duration of one tunneling event and much shorter than the inverse frequency $1/\omega$. Contributions from large times $|j_2| > 1/\omega$ are suppressed by the rapidly oscillating exponential factor. Contributions from the region $t < |j_2| < 1/\omega$ correspond to rare situations when one tunneling event occurs at the moment of time t_1 , $|j_1| < t$, and another one at the moment of time t_2 , $|j_2| < 1/\omega$. Neglecting them, we can reduce Eq. (36) to the following form:

$$S = \frac{1}{4t} \int_0^t \int_0^t dt_1 \int_0^t dt_2 \hbar I(t_1) I(t_2) + I(t_2) I(t_1) \exp(i[\theta(t_2) - \theta(t_1)]) = \frac{1}{4t} \int_0^t \int_0^t dt_1 \int_0^t dt_2 \frac{dQ(t_1)}{dt} \frac{dQ(t_2)}{dt} + \frac{dQ(t_2)}{dt} \frac{dQ(t_1)}{dt} = \frac{1}{2t} \hbar [Q(t) - Q(0)]^2 = \frac{1}{2t} \hbar Q^2; \quad (37)$$

where Q denotes the change of the electric charge of edge 2 after the time interval $2t$ and we used the relations $\exp(i\theta(t)) = 1$ and $I = dQ/dt$. Possible values of $Q = nq$ correspond to an integer number of transmitted quasiparticles. Neglecting the contributions from large n , $|j| > 1$, one finds

$$S = q^2 \sum_{a \neq b} v_a (w_{a+x|b}^+ + w_{a|b+x}); \quad (38)$$

This expression can be evaluated on the basis of the kinetic equations discussed in section IV.

The situation considerably simplifies in the thermal equilibrium case, $V = 0$, since the distribution function v_a can be found from the detailed balance principle. At zero voltage the tunneling rates u , Eq. (19), are equal and hence $d_a^2 w_{a+x|b}^+ = d_b^2 w_{b|a+x}$. From the detailed balance condition $v_a w_{a+x|b}^+ = v_b w_{b|a+x}$, we get

$$v_a = \frac{d_a^2}{D^2}; \quad (39)$$

where the normalization constant is the total quantum dimension $D = \sqrt{\sum_a d_a^2}$. The substitution of (39,15,17) into Eq. (38) yields

$$S = S_1 + S_2 + S_3; \quad (40)$$

where S_2 depends on the magnetic flux and S_1 exhibits no flux dependence:

$$S_1 = \frac{2q^2}{d_x D^2} r_{11}^+ \sum_{a,b} N_{ax}^b d_a d_b [j_1^a j_1^b + j_2^a j_2^b]; \quad (41)$$

$$S_2 = \frac{2q^2}{d_x D^2} \sum_{ab} N_{ax}^b d_a d_b \frac{b}{a_x} r_{12}^+ \exp(i \phi_{AB}): \quad (42)$$

The expression for S_1 can be simplified with the identity $\sum_b N_{ax}^b d_b = d_a d_x$, Ref. 4. This yields

$$S_1 = 2q^2 r_{11}^+ [j_1^2 + j_2^2]; \quad (43)$$

It is not surprising that the flux-independent noise expresses via the fractional charge and contains no information about fractional statistics. Interestingly, the same is true for the total noise S . In fact, $S = S_1$ and $S_2 = 0$ as can be seen from the following argument. The combination $\frac{1}{D} \sum_b N_{ax}^b d_b \frac{b}{a_x} = s_{ax} = s_{xa}$ is an element of the topological S -matrix⁴. Hence, $S_2 = 2q^2 r_{12}^+ \exp(i \phi_{AB}) \sum_a s_{xa} (d_a = D) = \text{const} \sum_a s_{xa} s_{1a} = 0$. In the last equality we used the orthogonality of the nontrivial fusion character $s_{xa} = s_{x1}$ and the trivial character $s_{1a} = s_{11}$. Thus, the equilibrium high-frequency noise is independent of fractional statistics and the magnetic flux through the interferometer and does not exhibit quantum interference effects in the lowest order in ϕ 's. We would like to emphasize our assumption that the tunneling quasiparticle exhibits nontrivial braiding with other topological charges. Otherwise, $S_2 \neq 0$. In particular, this means that quantum interference can be observed, if electron tunneling is allowed. Note that the equilibrium high-frequency noise (40,43) is related to the linear conductance by the fluctuation-dissipation theorem.

VII. CONCLUSIONS

In conclusion, we have calculated shot noise in the Mach-Zehnder interferometer in fractional QHE states. At zero temperature, the Fano factor is always smaller than one in Abelian states and can exceed one in the Pfaffian state. Thus, noise in the Mach-Zehnder interferometer can be used for an experimental probe of non-Abelian statistics. An advantage of such a setup consists in the robustness with respect to the fluctuations of the number of the quasiparticles trapped inside the system. Our predictions are independent of the model of the edges. They apply even in the regime of "short edges", where the physics of the edges cannot be separated from the physics of the leads in the relevant energy window. The only assumption about the edges consists in their chirality.

We also obtained general expressions for the current and noise at arbitrary temperatures and voltages for any anyonic statistics. The expressions drastically simplify at zero voltage in the high-frequency regime. In that regime no quantum interference effects can be observed for any fractional statistics in sharp contrast with the case of fermions.

Our analysis assumes weak quasiparticles tunneling. For Fermi and Bose systems this would mean a single-particle problem. For anyons, many-particle effects persist even for weak tunneling due to the "black hole" in the center of the interferometer (the hole encircled by edge 2 in Fig. 1). The "black hole" is entangled with the rest of the system and interacts with tunneling topological charges. This results in rather unusual behavior including non-analytic dependence of the current and noise on the small tunneling amplitudes. It should be possible to extend our approach to more complicated geometries with several "black holes".

Acknowledgments

We acknowledge the support by ARO under Grants No. W 911NF-04-1-0236 (A.K.) and W 911NF-05-1-0294 (A.K.), by NSF under Grants No. PHY 99-07949 (D.E.F.), PHY-0456720 (A.K.) and DMR-0544116 (D.E.F. and K.T.L.),

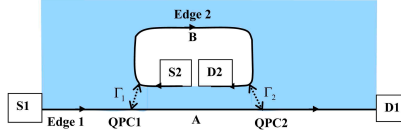


FIG. 1: Schematic picture of the Mach-Zehnder interferometer. Arrows show the edge mode propagation direction.

by the U.S.-Israel BSF (Y.G. and A.S.), the Minerva Foundation (A.S.) and the ISF of the Israel Academy of Sciences (Y.G.). D.E.F. acknowledges the hospitality of Microsoft Station Q and KITP in Santa Barbara.

-
- ¹ G. Moore and N. Read, Nucl. Phys. B 360, 362 (1991).
 - ² C. Nayak and F. Wilczek, Nucl. Phys. B 479, 529 (1996).
 - ³ A. Yu. Kitaev, Annals of Physics 303, 2 (2003).
 - ⁴ A. Kitaev, Annals of Physics 321, 2 (2006).
 - ⁵ R. de Picciotto, M. Reznikov, M. Heiblum, V. Umansky, G. Bunin, and D. Mahalu, Nature 389, 162 (1997); L. Saminadayar, D. C. Glatth, Y. Jin, and B. Etienne, Phys. Rev. Lett. 79, 2526 (1997).
 - ⁶ C. de C. Chamon, D. E. Freed, S. A. Kivelson, S. L. Sondhi, and X. G. Wen, Phys. Rev. B 55, 2331 (1997).
 - ⁷ S. B. Isakov, T. Martin, and S. Ouvry, Phys. Rev. Lett. 83, 580 (1999); I. Sa, P. Devillard, and T. Martin, *ibid.* 86, 4628 (2001); S. Vishveshwara, *ibid.* 91, 196803 (2003); E. A. Kim, M. Lawler, S. Vishveshwara, and E. Fradkin, *ibid.* 95, 176402 (2005).
 - ⁸ C. L. Kane, Phys. Rev. Lett. 90, 226802 (2003).
 - ⁹ K. T. Law, D. E. Feldman, and Y. Gefen, Phys. Rev. B 74, 045319 (2006).
 - ¹⁰ E. Grosfeld, S. H. Simon, and A. Stern, Phys. Rev. Lett. 96, 226803 (2006).
 - ¹¹ E. Fradkin, C. Nayak, A. Tsvelik, and F. Wilczek, Nucl. Phys. B 516, 704 (1998).
 - ¹² S. Das Sarma, M. Freedman, and C. Nayak, Phys. Rev. Lett. 94, 166802 (2005).
 - ¹³ A. Stern and B. I. Halperin, Phys. Rev. Lett. 96, 016802 (2006).
 - ¹⁴ P. Bonderson, A. Kitaev, and K. Shtengel, Phys. Rev. Lett. 96, 016803 (2006).
 - ¹⁵ C.-Y. Hou and C. Chamon, Phys. Rev. Lett. 97, 146802 (2006).
 - ¹⁶ D. E. Feldman and A. Kitaev, Phys. Rev. Lett. 97, 186803 (2006).
 - ¹⁷ F. E. Camino, W. Zhou, and V. J. Goldman Phys. Rev. B 74, 115301 (2006) and references therein; cond-mat/0611443.
 - ¹⁸ B. Rosenow and B. I. Halperin, cond-mat/0611101.
 - ¹⁹ Y. Ji, Y. C. Chung, D. Sprinzak, M. Heiblum, D. Mahalu, and H. Shtrikman, Nature 422, 415 (2003).
 - ²⁰ Note the coefficient $1/2$ in our definition.
 - ²¹ F. Marquardt and C. Bruder, Phys. Rev. Lett. 92, 056805 (2004); F. Marquardt, Europhys. Lett. 72, 788 (2005); V. S. Wu, Chung, P. Samuelsson, and M. Buttiker, Phys. Rev. B 72, 125320 (2005); H. Forster, S. Pilgram, and M. Buttiker, *ibid.*, 075301 (2005). M. Veillette, J. Chalker and Y. Gefen, cond-mat/0703162.
 - ²² C. L. Kane and M. P. A. Fisher, Phys. Rev. Lett. 72, 724 (1994).
 - ²³ At $\nu = 1/3$ the quasi-hole transfer operator is the only relevant operator²⁴. At $\nu = 5/2$ the operator which transfers electric charge $e=2$ and topological charge 1 is relevant; the operator which transfers zero electric charge and topological charge is marginal²⁵.
 - ²⁴ C. L. Kane and M. P. A. Fisher, in Perspectives in Quantum Hall Effect, edited by S. Das Sarma and A. Pinczuk (John Wiley & Sons, New York, 1997).
 - ²⁵ P. Fendley, M. P. A. Fisher, and C. Nayak, Phys. Rev. B 75, 045317 (2007).
 - ²⁶ E. B. Feldman, Theoretical and Experimental Chemistry 10, 645 (1976).
 - ²⁷ Indeed, any anyonic system is in fact made of electrons. When one electron makes a full circle around any number of other electrons, only the phase of the form $2\pi n$ can be accumulated. This is equivalent to no phase at all.

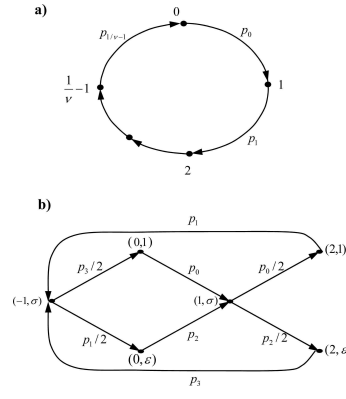


FIG . 2: a) States and transition probabilities in a Laughlin liquid with the filling factor ν . b) In the $\nu = 5/2$ QHE liquid, each state of the interferometer is labeled by the topological charge of edge 2 and the number of the previous tunneling events mod 4.

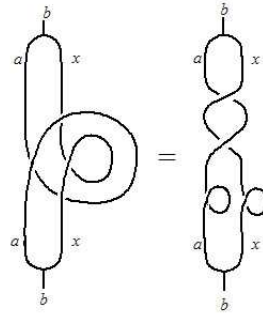


FIG . 3: The diagram for the calculation of the statistical phase ϕ_{ab} . Note that the left diagram depends only on the combined topological charge b of the excitations a and x which should be viewed as one composite object at the calculation of that diagram.

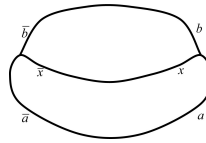


FIG . 4: The diagram for the calculation of the fusion amplitudes.