

Evidence of Strong-Coupled Superconductivity in  $\text{CaC}_6$  from Tunneling SpectroscopyC. K. Kurter,<sup>1,2</sup> L. Ozyuzer,<sup>1,3</sup> Daniel Mazur,<sup>1,2</sup> J. F. Zasadzinski,<sup>2</sup>  
D. Rosenmann,<sup>1</sup> H. Claus,<sup>1</sup> D. G. Hinks,<sup>1</sup> and K. E. Gray<sup>1</sup><sup>1</sup>Materials Science Division, Argonne National Laboratory, Argonne IL 60439<sup>2</sup>Physics Division, Illinois Institute of Technology, Chicago, IL 60616<sup>3</sup>Department of Physics, Izmir Institute of Technology, Izmir, Turkey

(Dated: May 26, 2019)

Tunnel junctions have been fabricated on  $\text{CaC}_6$  crystals using a point contact method with two different configurations: superconductor-insulator-normal metal (SIN) type using a gold tip and SIS type using a  $\text{CaC}_6$  tip. The tunneling spectra reproducibly reveal gap parameter values  $\Delta = 2.3 \pm 0.1$  meV which is more than 25% higher than earlier reports. The larger gap values lead to an average strong coupling ratio  $2\Delta/kT_c = 4.6$  which puts  $\text{CaC}_6$  into the class of very strong coupled superconductors. These results indicate that it is the soft phonon modes of the Ca intercalant which are primarily involved in the superconductivity, a conclusion that provides a straightforward explanation for the nearly full Ca isotope effect exponent measured recently on this compound.

PACS numbers: 74.50.+r

Keywords:  $\text{CaC}_6$ , superconductivity, tunneling, strong coupling, superconducting gap

The discovery of superconductivity at 11.6 K in  $\text{CaC}_6$  at ambient pressures [1] and up to 15.1 K at 8 GPa [2] has reinvigorated interest in graphite intercalated compounds. While early theoretical notions suggested potentially unconventional superconductivity in  $\text{CaC}_6$  the collective experimental data thus far are consistent with conventional, electron-phonon driven superconductivity and a nearly isotropic gap parameter. Nevertheless, there are conflicting experimental and theoretical results which relate directly to the important issue of which particular phonon modes are responsible for superconductivity. [3] Earlier tunneling data [4] using scanning tunneling microscopy (STM), along with specific heat [5] and penetration depth measurements [6] all indicated BCS weak coupled superconductivity, consistent with theoretical calculations [7] that showed nearly equal electronic coupling to C and Ca phonons and a moderate  $\lambda$ . However, Mazin et al [3] have pointed out several outstanding problems with this simple picture including an inconsistency with recent measurements of a nearly full isotope effect with Ca substitution alone [8]. Here we report new tunneling measurements on  $\text{CaC}_6$  using a point contact method and either a gold tip for superconductor-insulator-normal metal (SIN) junctions or a  $\text{CaC}_6$  tip for SIS junctions. Both junction types reveal gap parameters significantly larger than previously reported and a corresponding strong coupling ratio,  $2\Delta/kT_c = 4.6$ . Such a large strong coupling ratio, along with the modest  $T_c$ , indicates that soft phonon modes must dominate the pairing of electrons. Low frequency modes in  $\text{CaC}_6$  only involve Ca and therefore the new tunneling results lead to a natural explanation of the large Ca isotope effect.

It is not unusual for there to be uncertainty in measured superconducting gap values. Extracting accurate energy gap values from bulk measurements is not always straightforward, especially with reactive compounds such as  $\text{CaC}_6$ . For example, while microwave surface impedance measurements on  $\text{CaC}_6$  display the characteristic exponential dependence on  $1/T$  indicative of a nearly isotropic gap, the magnitude of  $\Delta$  was obtained from a narrow temperature range ( $T = 2\text{K}$ ) due to the large scatter in the data at low temperatures [5]. Obtaining  $\Delta$  from specific heat [5] is also not direct as strong-coupling effects, including the detailed shape of  $^2F$  (!) (currently unknown), affect the height and shape of the deviation from the normal state [3]. Tunneling spectroscopy provides a direct measure of  $\Delta$  but this technique is surface sensitive, a concern with a chemically reactive material such as  $\text{CaC}_6$ . Gap measurements using STM [4] revealed a reduced junction  $T_c$  ( $\sim 10\text{K}$ ) and a gap parameter,  $\Delta = 1.6 \pm 0.2$  meV. Despite the potential uncertainties, the results of all of the above measurements are consistent, indicating nearly isotropic superconductivity and  $\Delta = 1.6$  meV  $\pm 0.2$  meV, in agreement with weak coupled BCS theory. Adding to the consistent picture, theoretical calculations of  $^2F$  (!) using linear response theory show nearly equal coupling of electrons to Ca and C phonons and the resulting  $\lambda = 0.83$  indicates moderate coupling strength [7].

The tunneling data reported here show a significant number of tunnel junctions with gap parameters much larger than reported thus far. The average value of the gap parameter obtained from these junctions is  $\Delta = 2.3$  meV which leads to a strong-coupling ratio  $2\Delta/kT_c = 4.6$ . This result changes the picture considerably as it puts  $\text{CaC}_6$  among the class of very strongly coupled superconductors. Considering the modest  $T_c$  value of  $\text{CaC}_6$  it is useful to compare it to another strong-coupled superconductor, Pb, where the origin of the large strong coupling ratio in that case is tied to low energy phonon modes (4 meV  $\sim$  8 meV) [9]. In the case of  $\text{CaC}_6$ , soft modes are a characteristic of the Ca intercalant only [3,7]. This would then suggest that Ca phonons are primarily involved in the pairing of electrons,

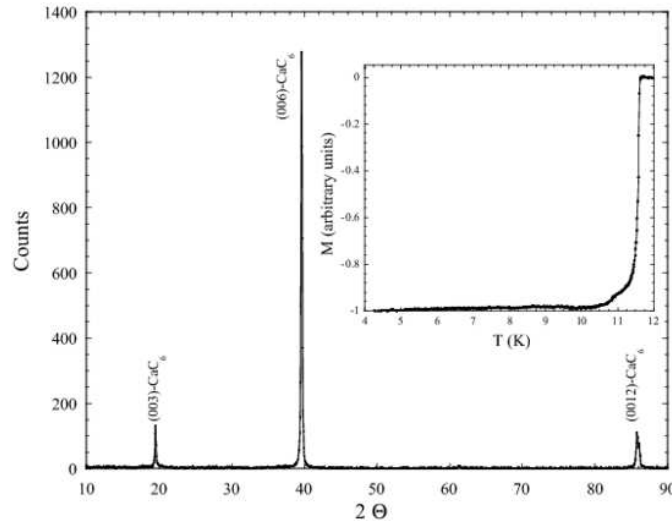


FIG. 1: The (001) diffraction peaks using Cu-K $\alpha$  radiation. Inset: Normalized magnetization in a field of 0.1 mG.

a result which is quite different from the above picture, but which would explain the surprising, nearly full isotope coefficient found with Ca isotopic substitution [8]. The strong-coupling result might also help resolve some of the other puzzles [3] raised with CaC $_6$ .

Preparation of CaC $_6$  used the alloy method as described by Emery et al [1]. A stainless steel tube is cleaned, baked at 900°C in vacuum and loaded with lithium and calcium in the ratio 3:1. Natural, single-crystal graphite flakes are added and then the SS ampoule is mechanically sealed and placed inside a one-zone furnace, evacuated to  $2 \times 10^{-7}$  Torr, and then filled with argon gas. The reaction takes place in an argon atmosphere for 10 days at 350°C. After this time, the furnace is turned off and the alloy melted inside an argon box where the crystals are extracted.

Figure 1 shows the x-ray diffraction data with the (001) diffraction peaks obtained using a Rigaku x-ray diffractometer with Cu-K $\alpha$  radiation and taken in the Bragg-Brentano geometry. No lines corresponding to hexagonal graphite are present within our detection limits, showing the bulk nature of the sample. Magnetization measurements were performed in a non-commercial SQUID magnetometer with a remnant field < 10 mG (due to a metal shield) and shown in the inset of Fig. 1. The data were taken on warming, after zero-field cooling, in a field of 0.1 Gauss parallel to the c-axis of the sample and shows a sharp, ultra-low field superconducting transition onset at 11.6 K.

Tunnel junctions were obtained at  $T = 1.65$  K using a point contact method described in detail elsewhere [10]. CaC $_6$  samples and CaC $_6$  tips were mounted on a point contact tunneling system in N $_2$  atmosphere and immediately cooled down to LHe temperature. Tips of Au were used for SIN junctions on CaC $_6$  crystal flakes oriented such that the vertical tip motion was nominally along the c-axis. For SIS junctions a tip was fabricated from another CaC $_6$  crystal and aligned such that the tip and substrate crystal had similar c-axis orientation. While the tunneling matrix elements for these two configurations are not known with certainty, qualitative arguments suggest that for tunneling along the c-axis of CaC $_6$  the 3-D intercalant energy band Fermi surface is being probed primarily [4]. Initial contacts of the tips in both configurations led to junctions of varying quality but with typical gap parameters,  $< 1.7$  meV. After repeated contacts of tip and sample, likely resulting in some scraping of the CaC $_6$  surface, junctions were found which had higher quality characteristics and gap parameters  $> 2.0$  meV. The relative ease of forming SIN and SIS junctions indicates that there is an insulating surface layer on CaC $_6$ .

Figure 2 shows I-V and dI/dV vs. V for two of the higher quality junctions, one each of the SIN and SIS type. The SIS conductance peak is at twice the voltage of the SIN peak as expected. The data show well-defined conductance peaks and relatively low zero-bias conductance values (near zero $^{-1}$  for the SIS junction) but thus far we have never observed the flat sub-gap conductance expected for an isotropic s-wave energy gap. Consequently, fits to the raw conductance data required a BCS density of states modified with a scattering rate,  $\gamma$ , (see ref.4) and these fits are shown as dashed lines in Figs. 2(a) and 2(b). The values for the SIN and SIS junction are 2.3 meV and 2.4 meV respectively. A set of SIN tunneling conductances obtained on three different CaC $_6$  crystals is shown in Fig. 3. While the junctions exhibit varying degrees of quality, it is evident that in each case the conductance peak is at a voltage between 2 meV and 3 meV. Fits to all such SIN and SIS data led to a spread of values between 2.1 meV and 2.5 meV, with an average value  $\gamma = 2.3$  meV.

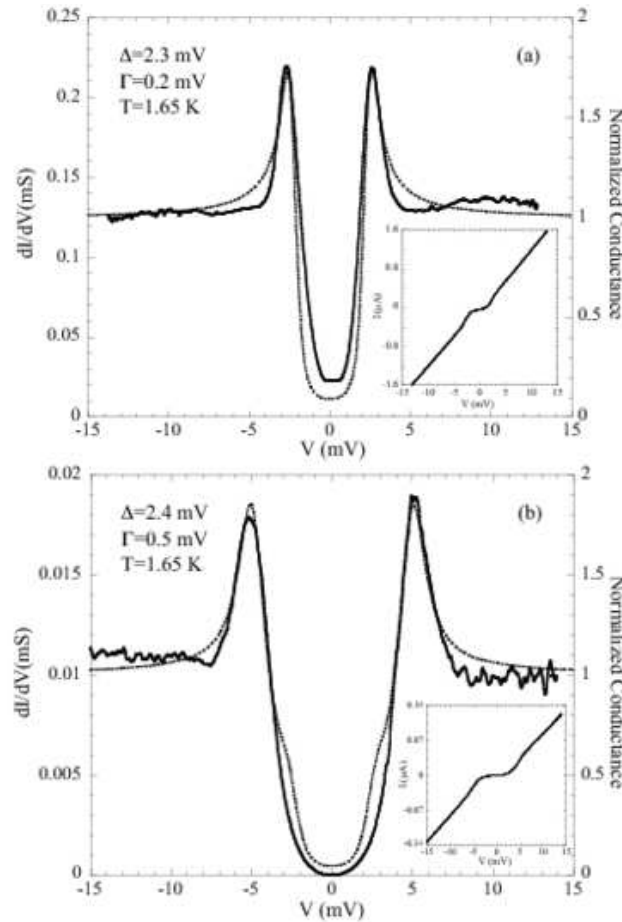


FIG. 2: Here  $dI/dV(V)$  is shown for two junctions (a= SIN; and b= SIS) at 1.65 K. Lines are fits using the parameters shown. Insets: corresponding  $I(V)$  data.

The reproducibility of the larger gap values especially among both SIN and SIS junctions indicates that these are intrinsic. We have considered the possibility of extrinsic factors but have easily ruled them out. For example, the nominal SIN junction could conceivably be an inadvertent SIS break-junction caused by a piece of the  $\text{CaC}_6$  crystal sticking to the Au tip. In such a case an apparent single gap conductance with  $\Delta = 2.3$  mV would be the result of two pieces each with an identical  $\Delta = 1.15$  mV, a value considerably smaller than published values of 1.6 mV–1.8 mV. This is unlikely. Furthermore the temperature dependencies of SIN and SIS junctions are very different, e.g. SIS junctions reveal the closing of the gap with temperature directly as well as the development of a conductance peak at the difference gap voltage,  $V = 0$  in this case. In Fig. 4 is shown the temperature dependence of one SIN junction with  $\Delta = 2.3$  mV. The data show typical  $T$ -dependent behavior for SIN junctions with no evidence of the development of a peak at zero bias.

Continuing this critical examination of the data it is conceivable that the SIS junctions, as in Fig. 2 (b), are multiple junctions, e.g. two independent SIS junctions in series. But in this case the observation of a single conductance peak would require that the two independent junctions have identical resistances, a highly unlikely scenario. Therefore the reproducible observation of values  $\Delta = 2.3$  mV for both SIN and SIS junctions indicates that these values are not a consequence of extrinsic factors.

As in previous reports [4] the tunneling conductance shows no evidence of multiband superconductivity with distinct energy gaps as observed in  $\text{MgB}_2$  (for a review see ref. 11). However, in contrast to earlier reports [4] the conductance data here are not fit exactly by the smeared BCS DOS model with a constant  $\Gamma$ . Note especially for the SIS junction in Fig. 2 (b) that the shoulder at  $\pm 2$  eV predicted by the smeared BCS model is not observed. This suggests that the non-BCS nature of the sub-gap tunneling conductance is arising from factors other than simple quasiparticle scattering effects in the DOS. One possibility would be an independent conductance channel in the junction due to

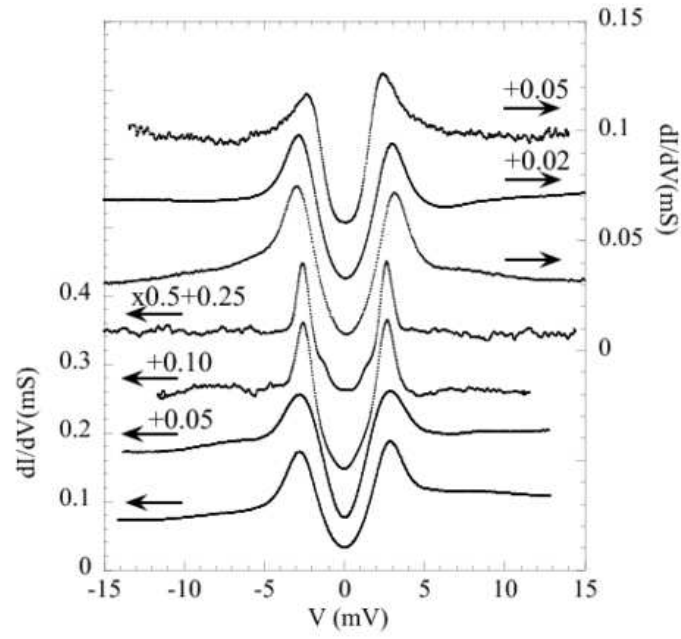


FIG . 3: A variety of junctions made on three different crystals of  $\text{CaC}_6$  show consistent gap values of 2.1 to 2.5 meV. Arrows and the respective numbers denote scale.

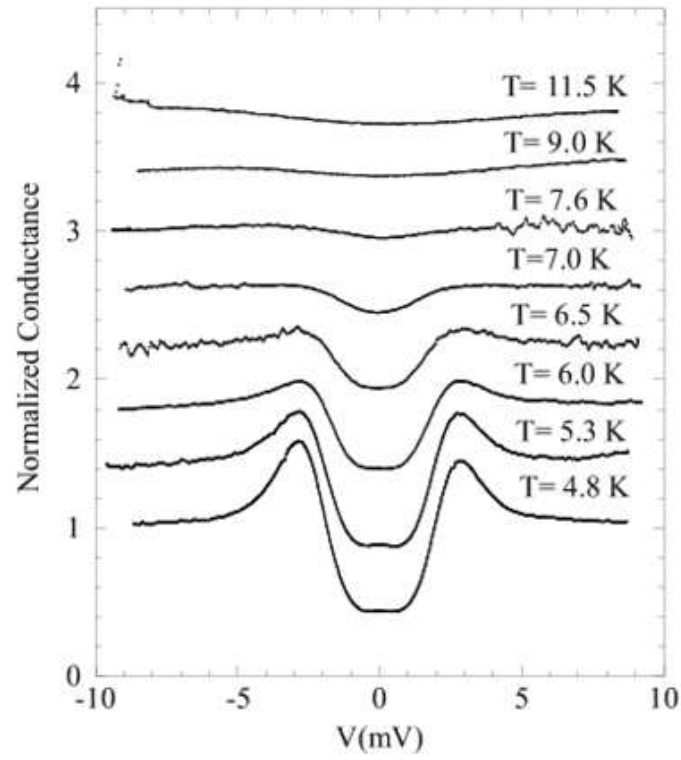


FIG . 4: Temperature dependence of  $dI/dV$  is shown for one SIN junction.

inelastic tunneling or resonant tunneling via defects in the tunnel barrier.

Taken at face value the gap parameters reported here lead to a strong coupling ratio  $2\Delta/kT_C = 4.6$ . This would put  $\text{CaC}_6$  among the class of very strongly coupled superconductors and would indicate a  $\Delta$  value significantly larger than the theoretical result [7] of 0.83. The combination of large  $\Delta$  and modest  $T_C$  can only occur within standard strong-coupling theory if the characteristic phonon frequency is very low [10]. Using the empirical results on conventional superconductors [10], the strong coupling ratio of 4.6 leads to a characteristic phonon energy,  $\hbar\omega_{\text{ln}} = 7 \text{ meV}$  where  $\omega_{\text{ln}}$  is the logarithmic average derived from  $2\Delta/\hbar\omega_{\text{ln}}$ . To date the phonon density of states in  $\text{CaC}_6$  has not been measured but phonon dispersions determined from band structure and linear response theory [3,7] show in-plane zone boundary  $\text{Ca}$  modes near 10 meV. It is possible that such modes could be renormalized to even lower frequencies due to strong electron-phonon coupling. Such feedback effects are not included in linear response theory. The present work would argue that  $2\Delta/\hbar\omega_{\text{ln}}$  is very strong at low frequencies and relatively weak for all other phonon frequencies. It would then imply that linear response theory [7] is underestimating the strength of coupling to the  $\text{Ca}$  low frequency modes.

If this picture were true then one would expect phonon structures to be observed in the tunneling conductance. While the present quality of tunneling data may be insufficient to observe such effects, we note a reproducible feature found in SIN data as, for example, in Fig. 2 (a). At  $\pm 0.5 \text{ eV}$  there is a noticeable negative deviation of the raw data from the BCS fit as would be expected from strong coupling effects. The characteristic energy of this feature, when measured with respect to the gap edge, is at most 5 meV. This seems to be too small an energy to be the expected phonon structure, but it cannot be ruled out.

In summary, superconducting gap parameters  $\Delta = 2.3 \text{ meV}$  have been found on a significant number of tunnel junctions on  $\text{CaC}_6$ . These gap values are more than 25% larger than previous reports. Ruling out some possible extrinsic causes and noting the consistency of SIN and SIS configurations, we are led to conclude that these values are representative of the bulk energy gap. The resulting strong coupling ratio  $4.6$  changes considerably the current understanding of superconducting pairing in  $\text{CaC}_6$ . It indicates intercalant-driven superconductivity with electron pairing dominated by the low frequency  $\text{Ca}$  phonons, an idea posed earlier [11]. While such a picture is a radical departure from the present consensus [4,5,6,7] it may help resolve some puzzles [3] and provides a direct explanation of the nearly full isotope effect found with  $\text{Ca}$  substitution [8].

The submitted manuscript has been authored by the UChicago Argonne, LLC, Operator of Argonne National Laboratory under the Contract No. DE-AC02-06CH11357 with the U.S. Department of Energy.

---

Corresponding author: kurter@anl.gov

- [1] N. Emery, C. Herold, M. d'Astuto, V. Garcia, C. Bellin, J.F. Marêche, P. Lagrange, and G. Loupiau, Phys. Rev. Lett. 95, 111801 (2005).
- [2] A. Giazzi, S. Takashima, C. Takeshita, H. Takagi, N. Emery, C. Herold, P. Lagrange, and G. Loupiau, cond-mat/063443 (2006).
- [3] I. I. Mazin, L. Boeri, O. V. Dolgov, A. A. Golubov, G. B. Bachelet, M. G. Antonassi, and O. K. Andersen, (Proceedings of the M2S Conference in Dresden, 2006), cond-mat/0606404. (to be published in Physica C) (2006).
- [4] N. Bergeal, V. Dubost, Y. Noat, W. Sacks, D. Rodichev, N. Emery, C. Herold, J.F. Marêche, P. Lagrange, and G. Loupiau, Phys. Rev. Lett. 97, 077003 (2006).
- [5] J. S. Kim, R. K. Kramers, L. Boeri, and F. S. Razavi, Phys. Rev. Lett. 96, 217002 (2006).
- [6] G. Lamura, M. Aurino, G. Cifariello, E. DiGennaro, A. Andreone, N. Emery, C. Herold, J.F. Marêche, and P. Lagrange, Phys. Rev. Lett. 96, 107008 (2006).
- [7] M. Calandra and F. Mauri, Phys. Rev. Lett. 95, 237002 (2005).
- [8] D. G. Hinks, D. Rosenmann, H. Claus, M. S. Bailey, and J. D. Jorgensen, cond-mat/0604642 (2006).
- [9] W. L. McDillan and J. M. Rowell, Phys. Rev. Lett. 14, 108 (1965).
- [10] L. Ozzyuzer, J. F. Zasadzinski, and K. E. Gray, Cryogenics 38, 911 (1998).
- [11] I. I. Mazin, Phys. Rev. Lett. 95, 227001 (2005).