

Disorder-Induced Static Antiferromagnetism in Cuprate Superconductors

Brian M. Andersen¹, P. J. Hirschfeld¹, Arno P. Kampf², and Markus Schmid²

¹*Department of Physics, University of Florida, Gainesville, Florida 32611-8440, USA*

²*Theoretische Physik III, Elektronische Korrelationen und Magnetismus,
Institut für Physik, Universität Augsburg, 86135 Augsburg, Germany*

(Dated: May 26, 2019)

Using model calculations of a disordered d -wave superconductor with on-site Hubbard repulsion, we show how dopant disorder can stabilize novel states with antiferromagnetic order. We find that the critical strength of correlations or impurity potential necessary to create an ordered magnetic state in the presence of finite disorder is reduced compared to that required to create a single isolated magnetic droplet. This may explain why in cuprates like $\text{La}_{2-x}\text{Sr}_x\text{CuO}_4$ (LSCO) low-energy probes have identified a static magnetic component which persists well into the superconducting state, whereas in cleaner systems like $\text{YBa}_2\text{Cu}_3\text{O}_{6+\delta}$ (YBCO) it is absent or minimal. Finally we address the case of nominally clean LSCO samples at optimal doping, where such ordered magnetic moments are absent, but where they can be induced by small concentrations of strong scatterers.

PACS numbers: 74.72.-h, 74.25.Jb, 74.81.-g, 74.25.Hc

The occurrence of high-temperature superconductivity in cuprates near the antiferromagnetic (AF) phase of the parent compounds has prompted speculation since their discovery that superconductivity and magnetism were intimately related. For the most part, it has been assumed that the two forms of order compete and do not coexist, consistent with the vanishing of the Néel temperature T_N before the onset of a superconducting critical temperature T_c , and the suppression of T_c near doping $x = 1/8$ where static stripe phases can be stable[1]. On the other hand, there have been persistent reports of static AF at low temperatures T in the superconducting phase at low doping, as measured by muon spin resonance (μSR)[2, 3], nuclear magnetic resonance (NMR)[4, 5], and elastic neutron scattering (NS)[6, 7, 8]. The NS experiments reveal an incommensurate (IC) ordering wavevector evident by a quartet of peaks surrounding (π, π) . Since the neutron response is enhanced by an applied magnetic field[6, 9, 10] this prompted several authors to discuss it in terms of coexisting d -wave superconductivity (dSC) and field-induced spin density waves[11, 12, 13, 14, 15, 16]. Recent magnetic Raman scattering data on superconducting LSCO has been discussed in terms of such effects as well[17]. However, static order also exists at zero field in the underdoped phase of LSCO[6, 7, 8], and has been attributed to disorder[6]. In optimally doped LSCO, Kimura *et al.*[18] did not detect ordered moments in pure and in 1% Zn-substituted samples. An elastic peak similar to the pure underdoped material was observed when 1.7% Zn was added, however[18].

Other cuprate materials exhibit similar phenomena, suggesting that the so-called “spin-glass” phase coexisting with dSC is a generic feature of the cuprates[19]. On the other hand, experiments on optimally doped YBCO, even with large percentages of Zn, have never detected static magnetic signals. While there have been reports of AF coexisting with dSC in underdoped YBCO, recent NS

measurements on $\text{YBCO}_{6.5}$ found that AF order, while static from the point of view of NS timescales, 10^{-10}s , was fluctuating faster than the timescale, 10^{-6}s , for μSR . Thus, it appears that while in YBCO low-frequency AF fluctuations are present, they do not “freeze out”. Recently, reports of static magnetism in this system near O content 6.35, close to the onset of superconductivity, have been reported by μSR [20, 21], but are still controversial; the main point is that the spin-glass phase is minimal in YBCO compared to LSCO. The lack of static magnetism in a zero field experiment like μSR should be distinguished from the “magnetic moments” seen by NMR experiments in a magnetic field on Zn-substituted YBCO, which actually are localized paramagnetic AF droplets with no polarization in the limit of zero field[22].

There are many differences between YBCO and the other cuprates, of course, but most importantly YBCO appears to be the cleanest material because the O dopants can order in the CuO chains. LSCO, on the other hand, is doped by randomly located charged Sr ions only 2.4 \AA away from the CuO_2 planes. Therefore, it seems likely that disorder itself may be responsible for inducing the magnetism in zero field in LSCO, and possibly part of the magnetic field dependence as well.

μSR experiments[3] indicate that several changes occur for a given sample as one lowers the temperature: one, where random freezing of moments occur, and a second, where a sharply peaked magnetization distribution arises. In this paper, we propose that the first is due to the creation of isolated AF droplets, and the second to the formation of networks of such states which exhibit quasi-long range order. The latter is a subtle process, which, even for a single pair of impurities, depends on the relative orientation and distance of impurity positions[23]. However, the basic physics of ordering is easy to understand. In one dimension Shender and Kivelson[24] pointed out that the interactions between impurities in a quantum spin chain were not frustrating:

if an impurity creates a local AF droplet, a second one can always orient itself to avoid losing exchange energy. In two dimensions (2D) this continues to apply for spin models with nearest neighbor exchange, but may be expected to break down in the presence of mobile charges.

Below we study the disorder-induced magnetization in a dSC with correlations described by the Hubbard model treated in an unrestricted Hartree-Fock approximation. We will not attempt a detailed fitting of the doping dependent spatial structure of the resulting order[25], but focus on important qualitative differences between the clean and dirty limits of both the underdoped and optimally doped regimes. Specifically, we show that with a reasonable fixed choice of parameters, as in LSCO, the magnetism is present at low doping, disappears at optimal doping, but can be recreated with a small concentration of strong scatterers. For YBCO such effects are absent since the disorder potential in the CuO_2 planes is negligible and independent of doping. This result agrees with a recently proposed origin of the unusual transport measurements in LSCO compared to YBCO[26, 27].

Model. The Hamiltonian is given by the following 2D,

$$\hat{H} = - \sum_{\langle ij \rangle \sigma} t_{ij} \hat{c}_{i\sigma}^\dagger \hat{c}_{j\sigma} + \sum_{i\sigma} \left(U n_{i,-\sigma} + V_i^{\text{imp}} - \mu \right) \hat{c}_{i\sigma}^\dagger \hat{c}_{i\sigma} + \sum_{\langle ij \rangle} \left(\Delta_{ij} \hat{c}_{i\uparrow}^\dagger \hat{c}_{j\downarrow}^\dagger + \text{H.c.} \right), \quad (1)$$

model where $\hat{c}_{i\sigma}^\dagger$ creates an electron on site i with spin σ , and $t_{ij} = \{t, t', t''\}$ denote the three nearest neighbor hopping integrals, $V_i^{\text{imp}} = \sum_{j=1}^N V^{\text{imp}} \delta_{ij}$ is a nonmagnetic impurity potential resulting from a set of N point-like scatterers of strength V^{imp} , μ is the chemical potential adjusted to fix the doping x , and Δ_{ij} is the d -wave pairing potential between sites i and j . The amplitude of Δ_{ij} is set by the dSC coupling constant V_d [28]. We fix the band $t' = -0.4t$ and $t'' = 0.12t$, giving the Fermi surface shown in Fig. 1(a), similar to that measured by ARPES[29]. We have solved Eq.(1) self-consistently by diagonalizing the associated Bogoliubov-de Gennes equations in the $T = 0$ limit on 34×34 systems[28].

Eq.(1) has been used extensively to study bulk competing phases, field-induced magnetization, as well as novel bound states at interfaces between AF and superconductors[15, 31]. It has also been used to study field-induced moment formation around nonmagnetic impurities in the correlated dSC[23, 30], with considerable success at fitting NMR lineshapes[28] in Li- and Zn-substituted YBCO. Interference effects of these paramagnetic states, while significant, are less important than in the heavily disordered case studied in this paper where the ground state in zero field exhibits local magnetism.

Results. For clean systems it is well-known that there exists a large region in (U, V_d, T) -space dominated by spin and charge ordered stripe states of coexisting dSC and AF order[31]. For fixed V_d and T we denote by U_{c2} the

critical Coulomb repulsion for entering this bulk magnetic state, i.e. for $U < U_{c2}$, in the absence of disorder, the ground state is a homogeneous dSC.

For a single nonmagnetic impurity, there exists a lower critical U_{c1} such that local impurity-induced magnetization exists for $U_{c1} < U < U_{c2}$ [32] as shown in Fig. 1(b). In general U_{c1} depends on the impurity strength V^{imp} [23, 28]. However, already for two impurities interference effects modify the 1-impurity phase diagram[23]. The magnetic structure factor $S(q)$ associated with the AF droplet in Fig. 1(b) is shown in Fig. 1(c). It is dominated by four IC peaks along the diagonals, a result which is, however, sensitive to the input parameters.

We now turn to the many-impurity situation. In the following model for LSCO the Sr ions are assumed to be the primary source of disorder, such that $n^{\text{imp}} = x$, where n^{imp} denotes the impurity concentration. These systems are in the strongly disordered regime where the Fermi wavelength λ_F is comparable to the average distance between the dopants, such that the disorder is far from the 1-impurity limit and novel emergent spin-glass states can arise. Since the Sr dopants are removed from (but close to) the CuO_2 planes we model them as intermediate strength scatterers with $V^{\text{imp}} = 3.0t$ (below we use V^{dop} to indicate the Sr potential). Fig. 2(a) shows the simplest schematic picture of disorder stabilization of a single Néel phase[24] by nonmagnetic impurities. Not all impurities in the correlated system need “magnetize” for a given U , however: in the disordered system, the effective criterion to drive the impurity through the local magnetic phase transition is different for each impurity. Increasing the repulsion U then increases the concentration of impurities which induce a local magnetization droplet, as shown in Fig. 2(b,c). With further increase of U , the system evolves from a state with dilute non-overlapping AF droplets to connected spin textures (Fig. 2(d)). The resulting patterns exhibit AF domain structure and are more complex than suggested in Fig. 2(a), due to frustration induced by the charge degrees of freedom in Eq.(1), and/or glassy supercooling effects.

While the current mean field treatment of the Hubbard model does not faithfully capture the band narrowing due

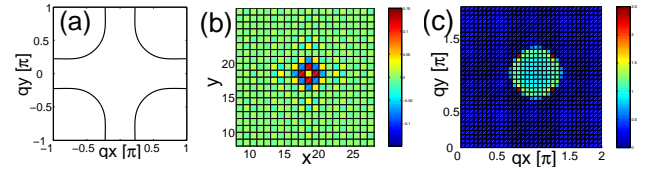


FIG. 1: (Color online) (a) Fermi surface with $x = 7.5\%$ for the band used in this paper. For this band the critical value for bulk order is $U_{c2} = 3.50t$. (b,c) Magnetization and structure factor $S(q)$ for a single point-like scatterer $V^{\text{imp}} = 3.0t$ for $x = 7.5\%$ and $U = 3.3t$. For these parameters, $U_{c1} = 3.25t$.

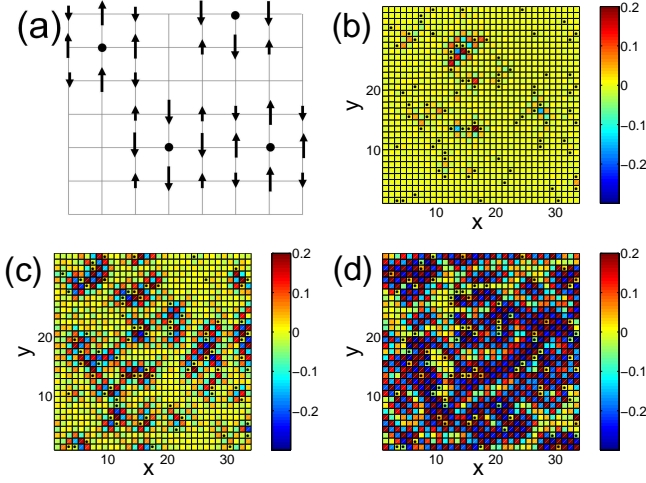


FIG. 2: (Color online) (a) Schematic: stabilization of single Néel phase by impurities. (b-d) Disorder-induced magnetization for a single fixed impurity configuration with $x = 7.5\%$ and $U = 2.8t$ (b), $U = 3.2t$ (c), and $U = 3.6t$ (d). In (a-d) the black dots indicate the impurity/dopant positions.

to correlations near half-filling which leads to the Mott transition, it may be expected that underdoped systems are characterized by larger effective interactions. In our picture for LSCO, the x dependence of the spin order is therefore described qualitatively by the sequence 2(d) \rightarrow 2(c) \rightarrow 2(b), until it disappears completely at effective U 's below U_{c1} near optimal doping. Increasing x should also be accompanied by a weakening of the Sr potential V^{dop} due to enhanced screening. Within our model, increasing U or V^{dop} leads to qualitatively similar results, and we cannot determine from this approach which effect is dominant in real systems. In either case, it is clear that the novel magnetic state we describe originates from many-impurity interference. This is seen clearly in Fig. 2, where AF droplets are induced for $U \gtrsim 2.4t$, a substantially reduced critical value compared to the 1-impurity situation in Fig. 1. In the limit of large U , the magnetic order becomes qualitatively similar to that arising in a stripe state with quenched disorder[33].

In Fig. 3(a,b) we show the inhomogeneous electronic density and dSC gap corresponding to Fig. 2(c). The repulsive Sr dopants locally suppress both quantities which are therefore anti-correlated with the induced spin order. As expected, the gap varies more smoothly compared to the density due to the coherence length ξ of the dSC condensate. The magnetic structure factor $S(q)$ (averaged over 30 distinct impurity configurations) associated with the disorder induced magnetic order in Fig. 2(b,d) is shown in Fig. 3(c,d), respectively. It is dominated by an IC ring surrounding (π, π) with an intensity distribution similar to the single impurity $S(q)$ for the dilute case (Fig. 3(c)), but which rotates into a + shaped pattern for the connected spin textures at larger U (Fig. 3(d)).

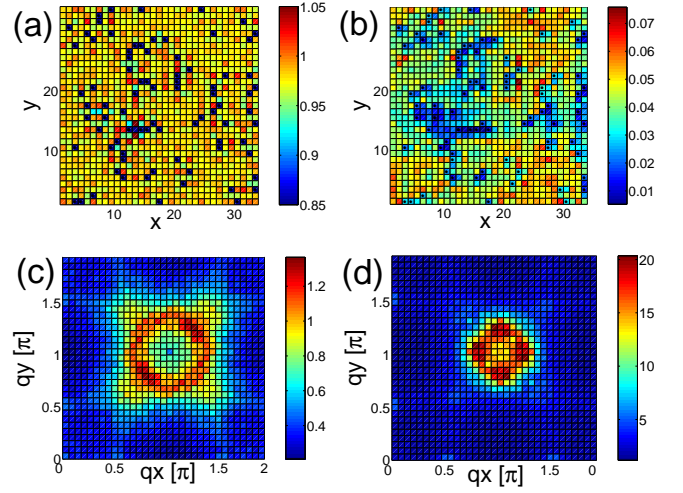


FIG. 3: (Color online) (a) Electronic density and (b) dSC gap for the parameters shown in Fig. 2(c). (c,d) display the impurity averaged magnetic structure factor $S(q)$ for the dilute magnetic droplet limit (small U) and dense limit (large U) corresponding to Fig. 2(b) and Fig. 2(d), respectively.

This implies a rotation (and weakening) of the IC pattern close to the region where the static order disappears. As mentioned above, such details are, however, sensitive to e.g. the specific band parameters[34].

Lastly we discuss optimally doped LSCO where static AF is absent in nominally clean samples, but where it can be induced by magnetic fields[6] or critical concentrations of strong scatterers. For instance, Kimura *et al.*[18] found that for $x = 0.15$ it takes approximately 2% Zn to induce IC peaks in the NS diffraction. Below this critical concentration there was no measurable signal above the background. We have simulated this situation by solving Eq.(1) with $x = 0.15$ in the presence of 1% and 2% randomly distributed strong scatterers ($V^{Zn} = 100t$) in addition to the $n^{imp} = 15\%$ weak ($V^{dop} = 1t$) dopant impurities. As mentioned above the weaker V^{dop} compared to the underdoped case is expected from an enhanced screening of the Sr potential at optimal doping. For a single Zn impurity, magnetization is induced only for $U \gtrsim 3.35t$. The many-impurity results including both V^{dop} and V^{Zn} are shown for different Coulomb repulsions in Fig. 4 and Fig. 5. For systems with 1% Zn Fig. 4(a-b) reveals a negligible induced magnetization. However, as seen from Fig. 4(c-d), simply adding enough strong scatterers can induce sizable local magnetic order. It is remarkable that such a small difference in the concentration can induce magnetism similar to the experimental observations. The number of Zn ions that induce AF droplets depends on the Hubbard U as seen by comparing Fig. 4 and Fig. 5. The resulting disorder-averaged $S(q)$ agrees well with the NS measurements in Ref. 18.

Conclusions. The interplay of dopant disorder and

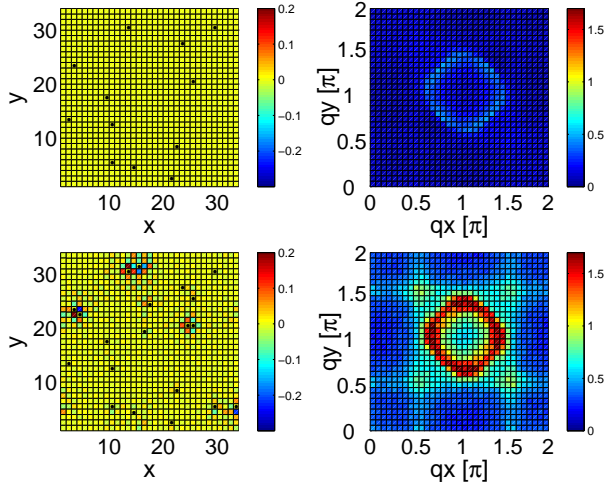


FIG. 4: (Color online) Induced magnetization (left) and impurity averaged $S(q)$ (right) for $U = 3.2t$ with 1% (top) and 2% (bottom) concentration of randomly distributed strong scatterers. Note that the figures are shown on the same scale. For clarity, the black dots (left) only show the Zn positions.

electronic correlations can induce novel magnetic states which we propose exist in LSCO and other intrinsically disordered cuprates. We attributed the absence of static magnetism in YBCO, on the other hand, primarily to the minimal disorder which arises from the doping process. Band structure differences, bilayer or chain-plane coupling, may also play a role. Lastly we showed that small concentrations of Zn can induce a similar magnetic state which has apparently been observed in NS experiments on optimally doped LSCO. An obvious question is to what extent the magnetic state influences the scattering of quasiparticles in the dSC and normal states. Studies along these lines are in progress.

We acknowledge useful discussions with I. Affleck, M. Gabay, P. Hedegård, B. Keimer, T. Kopp, C. Panagopoulos, and N. Trivedi. P.J.H. and B.M.A. were supported in part by DOE Grant DE-FG02-05ER46236. A.P.K. and M.S. acknowledge support through SFB 484 of the DFG.

-
- [1] J. Tranquada *et al.*, Nature (London) **375**, 561 (1995).
 - [2] C. Panagopoulos *et al.*, Phys. Rev. B **66**, 064501 (2002).
 - [3] C. Panagopoulos and V. Dobrosavljević, Phys. Rev. B **72**, 014536 (2005).
 - [4] V. F. Mitrović *et al.*, Phys. Rev. B **67**, 220503(R) (2003).
 - [5] K. Kakuyanagi *et al.*, Phys. Rev. Lett. **90**, 197003 (2003).
 - [6] B. Lake *et al.*, Nature (London) **415**, 299 (2002).
 - [7] S. Wakimoto *et al.*, Phys. Rev. B **60**, 769 (1999).
 - [8] S. Wakimoto *et al.*, Phys. Rev. B **63**, 172501 (2001).
 - [9] B. Lake *et al.*, Science **291**, 1759 (2001).
 - [10] B. Khaykovich *et al.*, Phys. Rev. B **66**, 014528 (2002).
 - [11] E. Demler, S. Sachdev, and Y. Zhang, Phys. Rev. Lett.

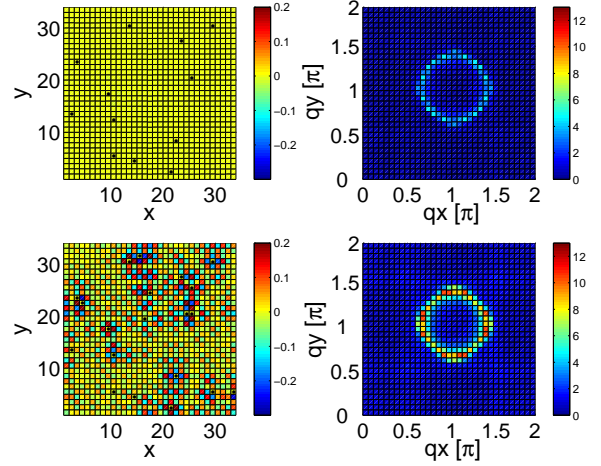


FIG. 5: (Color online) Same as Fig. 4 but for $U = 3.4t$.

- 87**, 067202 (2001).
- [12] S. A. Kivelson *et al.*, Phys. Rev. B **66**, 144516 (2002).
- [13] M. Franz, D. E. Sheehy, and Z. Tešanović, Phys. Rev. Lett. **88**, 257005 (2002).
- [14] A. Ghosal, C. Kallin, and A. J. Berlinsky, Phys. Rev. B **66**, 214502 (2002).
- [15] J. X. Zhu, I. Martin, and A. R. Bishop, Phys. Rev. Lett. **89**, 067003 (2002).
- [16] B. M. Andersen, P. Hedegård, and H. Bruus, Phys. Rev. B **67**, 134528 (2003).
- [17] L. H. Machtoub, B. Keimer, and K. Yamada, Phys. Rev. Lett. **94**, 107009 (2005).
- [18] H. Kimura *et al.*, Phys. Rev. Lett. **91**, 067002 (2003).
- [19] Ch. Niedermayer *et al.*, Phys. Rev. Lett. **80**, 3843 (1998).
- [20] S. Sanna *et al.*, Phys. Rev. Lett. **93**, 207001 (2004).
- [21] R. I. Miller *et al.*, Physica B. **374-375**, 215 (2006).
- [22] S. Ouazi *et al.*, Phys. Rev. Lett. **96**, 127005 (2006).
- [23] Y. Chen and C. S. Ting, Phys. Rev. Lett. **92**, 077203 (2004).
- [24] E. F. Shender and S. A. Kivelson, Phys. Rev. Lett. **66**, 2384 (1991).
- [25] K. Yamada *et al.*, Phys. Rev. B **57**, 006165 (1998).
- [26] B. M. Andersen and P. J. Hirschfeld, cond-mat/0607682.
- [27] X. Sun *et al.*, Phys. Rev. Lett. **96**, 017008 (2006).
- [28] J. W. Harter *et al.*, cond-mat/0609721.
- [29] A. Ino *et al.*, Phys. Rev. B **65**, 094504 (2002).
- [30] Y. Ohashi, Phys. Rev. B **66**, 054522 (2002).
- [31] I. Martin *et al.*, Int. J. Mod. Phys. **14**, 3567-3577 (2000); M. Ichioka, M. Takigawa, and K. Machida, J. Phys. Soc. Jpn. **70**, 33 (2001); Y. Chen *et al.*, Phys. Rev. Lett. **89**, 217001 (2002); B. M. Andersen and P. Hedegård, *ibid* **95**, 037002 (2005); H.-Y. Chen and C. S. Ting, Phys. Rev. B **71**, 220510(R) (2005); B. M. Andersen *et al.*, *ibid* **73**, 104511 (2006); M. Mayr, cond-mat/0604636.
- [32] Z. Wang and P. A. Lee, Phys. Rev. Lett. **89**, 217002 (2002); H. Tsuchiura *et al.*, *ibid* **84**, 3165 (2000).
- [33] J. A. Robinson *et al.*, Phys. Rev. B **74**, 134507 (2006); A. Del Maestro, B. Rosenow, and S. Sachdev, *ibid* **74**, 024520 (2006). W. A. Atkinson, *ibid* **71**, 024516 (2005).
- [34] For example the band $t' = -0.3$, $t'' = 0.0$ exhibits + shaped IC patterns in both the small and large U limit.