

Charge order and phonon renormalizations: Possible implications for cobaltates.

M. Bejas, A. Greco and A. Foussats

Facultad de Ciencias Exactas, Ingeniería y Agrimensura and Instituto de Física Rosario (UNR-CONICET). Av. Pellegrini 250-2000 Rosario-Argentina.

(Dated: October 10, 2018)

Several experimental and theoretical studies in cobaltates suggest the proximity of the system to charge ordering (CO). We show, qualitatively, in the frame of a $t - V$ model coupled to phonons that optical phonon modes at the K and M points of the Brillouin zone, which involves only O -ions displacement around a Co -ion, are good candidates to display anomalies due to the CO proximity. If by increasing of H_2O content the system is pushed closer to CO, the mentioned phonon modes should show softening and broadening.

PACS numbers: 71.27.+a, 71.38.-k, 71.45.Lr

The discovery of superconductivity in $Na_xCoO_2.yH_2O$ for $x = 0.35$ and $y = 1.3$ (Ref.[1]) has motivated a large interest in the solid state physics community due, in part, to the similarities between this compound and high- T_c cuprates. Cobaltates are $3d$ -electron systems having a quasi-two-dimensional structure, CoO_2 , where the Co -atoms are in a triangular lattice. Recently, for describing superconductivity in these materials, some authors proposed the interplay between electronic correlations and the proximity to a charge density wave (CDW) instability^{2,3,4}. These papers focus on a two-dimensional $t - V$ model on a triangular lattice where the nearest neighbors Coulomb interaction V is the relevant parameter for bringing the system to the CDW instability which occurs for $V > V_c$ at the momentum $\mathbf{q} = (4\pi/3, 0)$. This CDW phase is called $\sqrt{3} \times \sqrt{3}$ -CDW^{2,3}. Although some experimental reports in hydrated^{5,6} and unhydrated samples^{7,8,9} suggest a possible interpretation in favor of the CO proximity, this scenario is still controversial¹⁰. Therefore, it is relevant to solve the CO controversy. In this paper we propose that if the system is close to the CO, signatures of it in the phonon subsystem can be expected. Hence, theoretical and experimental studies on phonon anomalies may be important for testing the CO hypothesis. Those phonons which couple more directly with charge fluctuation are candidates to show anomalies and are discussed in this paper.

Since the $\sqrt{3} \times \sqrt{3}$ -CDW order takes place in the CoO_2 planes, we have performed for simplicity a $2D$ lattice dynamics calculation¹¹ in order to understand qualitatively which phonon modes are more sensitive to the proximity of CO. For this purpose, we have studied the phonon eigenvectors. For $\mathbf{q} = \mathbf{0}$ we have obtained a double degenerated optical phonon, where only the O -ions move, associated with the Raman-active-in-plane E_{1g} mode¹² of frequency $\omega \sim 480 \text{ cm}^{-1}$ and also listed in table I of Ref.[13]. Increasing \mathbf{q} along this branch the degeneracy is removed. At the K -point of the Brillouin zone [$\mathbf{q} = (4\pi/3, 0)$] we have obtained two phonon modes, A and B, with complex eigenvectors which lead to the displacements of the O -ions shown in Fig.1a. At the M -point [$\mathbf{q} = (\pi, \pi/\sqrt{3})$] there are two modes, C and D, with

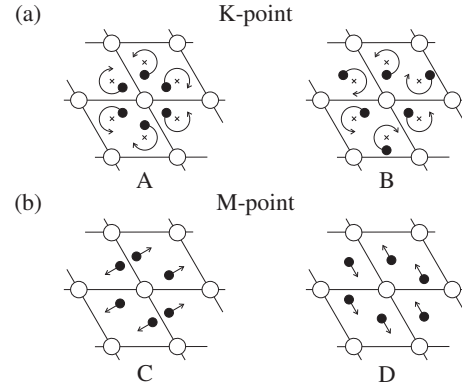


FIG. 1: a) O -ions pattern of displacements of the two optical phonon modes at K -point discussed in the text. b) The same for the M -point. Big (small full) circles represent the Co (O) ions. The crosses are the equilibrium positions of the O 's. The arrows indicate the displacements of the O -ions. In the modes A and C the average distance to the Co -ion of the six O -ions changes with time leading to the possibility for the coupling of these modes to the density at the Co site. For B and D modes the average distance remains almost constant. The displacements of the O -ions in the mode A have a breathing-like pattern of displacements.

real eigenvectors with O -ions displacements presented in Fig.1b. Interestingly, in the modes A and C the average distance to the Co -ion of the six O -ions changes with time leading to the possibility for the coupling of these modes to the density at the Co site. In contrast, for B and D modes the average distance remains almost constant. As it is sketched in Fig.1a the displacements of the O -ions in the mode A have a breathing-like pattern of displacements around Co -ions and therefore, an adequate symmetry to couple with the charge fluctuations at the Co -site when the system approaches the $\sqrt{3} \times \sqrt{3}$ -CDW phase. In addition, this mode has the same $\mathbf{q} = K$ vector than the CO.

For a qualitative study of those phonons which couple more directly with density fluctuations at Co site (A and C) we proposed the following Hamiltonian³:

$$H = -t \sum_{\langle ij \rangle} (\tilde{c}_{i\sigma}^\dagger \tilde{c}_{j\sigma} + h.c.) + V \sum_i n_i n_j + \sum_i \omega_0 (a_i^\dagger a_i + \frac{1}{2}) + g \sum_i (a_i^\dagger + a_i) n_i \quad (1)$$

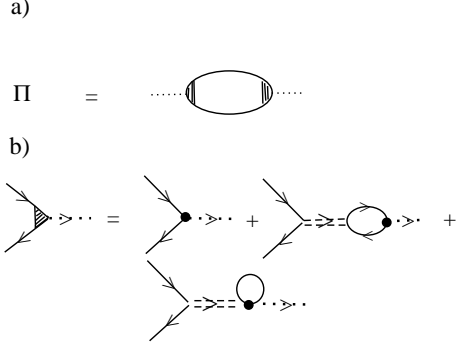


FIG. 2: a) Phonon self-energy diagram. In Π , the bare e-ph vertex, g (solid circle), is renormalized by electronic correlations as showed in b). Dotted and solid lines represent the propagators for phonons and fermions respectively. Double dashed line is the matrix-boson propagator⁴ whose components D_{RR} and $D_{\lambda R}$ are associated with the charge fluctuations and the enforcement of no-double occupancy constraint respectively.

where t and V are the hopping and Coulomb repulsion between the nearest-neighbors sites i and j on the triangular lattice. $\tilde{c}_{i\sigma}^\dagger$ and $\tilde{c}_{i\sigma}$ are the fermionic creation and destruction operators for holes, respectively, under

the constraint that double occupancy is excluded. n_i is the fermionic density at the Co site. a_i^\dagger and a_i are the phonon creation and destruction operators, respectively. g is the e-ph coupling for a given phonon of frequency ω_0 .

Theoretical calculations in Ref.[14] show that a one-band $t - J$ model plus phonons can be derived, from the three-band Hubbard model plus phonons, for studying cases where the O -ions displacements lead to a modulation of the Zang-Rice singlet energy. This view was also used in Ref.[15] for studying the anomalous softening and broadening for the half-breathing mode in cuprates.

The phonon self-energy corrections $\Pi(\mathbf{q}, i\omega_n)$ are computed after evaluating the diagram plotted in Fig.2a. The dark vertex in Fig.2a is the e-ph vertex renormalized by correlations (Fig.2b). For the evaluation of the vertex we use a recently developed $1/N$ -expansion for Hubbard operators¹⁶, where in order to get a finite theory in the $N \rightarrow \infty$ limit, we rescaled t to t/N , V to V/N , and g to g/\sqrt{N} and the spin projections σ are extended from 2 to N . See Refs.[3,4] for details of the method for the present case. Note that phonon renormalizations are $O(1)$ which are of the same order than the free phonon propagator (Eq.(18) of Ref.[4]).

Using Feynman rules and definitions of Ref.[4] we obtain for the phonon self-energy $\Pi(\mathbf{q}, i\omega_n)$

$$\Pi(\mathbf{q}, i\omega_n) = \frac{\lambda_0 \omega_0}{2N(0)} \sum_{\mathbf{k}} \gamma^2(\mathbf{k}, \mathbf{k} - \mathbf{q}; i\omega_n) \frac{[f(E_{\mathbf{k}-\mathbf{q}} - \mu) - f(E_{\mathbf{k}} - \mu)]}{E_{\mathbf{k}-\mathbf{q}} - E_{\mathbf{k}} - i\omega_n} \quad (2)$$

where the renormalized e-ph vertex $\gamma(\mathbf{k}, \mathbf{k} - \mathbf{q}; i\omega_n)$ is

$$\gamma(\mathbf{k}, \mathbf{k} - \mathbf{q}; i\omega_n) = \frac{x}{2} [D_{RR}(\mathbf{q}; i\omega_n) \frac{(E_{\mathbf{k}} + E_{\mathbf{k}-\mathbf{q}})}{2} + D_{\lambda R}(\mathbf{q}; i\omega_n)] \quad (3)$$

In (2) $\lambda_0 = 2g^2 N(0)/\omega_0$ is the bare dimensionless e-ph coupling and $N(0)$ is the bare electronic density of states (DOS). $E_{\mathbf{k}} = -tx(\cos k_x + 2 \cos \frac{\sqrt{3}}{2} k_y \cos \frac{1}{2} k_x)$ is the renormalized electronic dispersion where x is the electron doping. In the following t is considered to be 1 and energies are in units of t . We will present results for the commensurate doping $x = 1/3$ close to the value where the highest T_c is obtained in cobaltates. For $x = 1/3$ we obtain, in agreement with ARPES experiments^{17,18},

a large Fermi surface (FS) enclosing the Γ point. In a recent ARPES experiment⁹, this FS topology was relevant for the interpretation in terms of the proximity of the system to the $\sqrt{3} \times \sqrt{3}$ -CDW order. From $E_{\mathbf{k}}$ we obtain for the dressed electronic DOS $N^*(0) \sim 0.631/t$ while the bare DOS is $N(0) = x/2N^*(0) \sim 0.11/t$. For the present parameters the instability to the $\sqrt{3} \times \sqrt{3}$ -CDW order takes place for $V > V_c = 1.1$ ³.

The phonon frequency shifting and phonon linewidth are $\Delta\omega = \text{Re}\Pi(\mathbf{q}, \omega_0 + i\eta)$ and $\Gamma = \text{Im}\Pi(\mathbf{q}, \omega_0 + i\eta)$ respectively. In Fig.3 we show $\Delta\omega/\lambda_0$ and Γ/λ_0 as a function of V for the phonons at $\mathbf{q} = K$ and $\mathbf{q} = M$. The frequency is $\omega_0 = t/2.5$; being $t \sim 150 \text{ meV}$, $\omega_0 \sim 480 \text{ cm}^{-1}$ which is close to the frequency of the two optical A and C phonon modes. With increasing V , approaching the $\sqrt{3} \times \sqrt{3}$ -CDW phase, the two phonons become soft

(Fig.3a) and broad (Fig.3b). Since the $\sqrt{3} \times \sqrt{3}$ -CDW instability occurs at $\mathbf{q} = K$, softening and broadening of the $\mathbf{q} = K$ phonon are larger than for the $\mathbf{q} = M$ mode.

The origin of the softening and broadening near the charge instability is understood as follows. The role played by charge densities is clearly evident by looking at eq.(3): As stated in Refs.[3,4] D_{RR} is proportional to the charge-charge correlation function $\chi^c(\mathbf{q}, \omega) = -N(\frac{x}{2})^2 D_{RR}(\mathbf{q}, \omega)$ showing that charge fluctuations have a direct influence on the renormalized e-ph interaction. In Fig.4 are presented results for the density response, $\text{Im}\chi^c(\mathbf{q} = K, \omega)$, for different V . The momentum was fixed at K where the $\sqrt{3} \times \sqrt{3}$ -CDW phase takes place. For $V = 0$, it is clearly seen a collective peak at $\omega \sim 4.2t$ at the top of the particle-hole continuum. With increasing V the collective peak softens and for $V = 1$ is still well defined at high energy of the order $\sim 3t$. But it has transferred spectral weight to a broad structure at low energies with a maximum at a scale $\sim t/2$. When the instability takes place, at $V = V_c = 1.1$, this broad structure reaches $\omega = 0$ and the static charge susceptibility diverges. As result of this charge dynamics, the e-ph vertex is renormalized leading to the effects shown in Fig.3. Since the instability is of static character, the effect will be stronger for low energy phonons than for large energy phonons. Contrary to the case for quarter filling on the square lattice¹⁹, the charge instability at $x \sim 1/3$ can not be seen strictly as the softening of a collective charge mode, but a redistribution of spectral weight takes place. The reason for this behavior can be found in the form of the particle-hole continuum which starts at $\omega = 0$ (inset in Fig.4) and then, the collective peak never merges from the bottom of the continuum. Finally, it is important to notice that the static CO was not experimentally confirmed (see Ref.10), however the effects discussed in present paper need only a dynamical CO proximity in which the electronic system remains homogeneous.

To our knowledge the exact value of the e-ph coupling is not known for cobaltates, however recent experiments suggest that this is nonnegligible²⁰. In Refs.[3,4], for estimations of T_c , we have proposed for the total e-ph coupling $\lambda = 0.4$ which is close to the order of other recent estimates^{21,22}. In the context of superconductivity, this value must be related with $\lambda = \sum_{\nu} \lambda_{\nu}$ where ν runs over the number of phonon branches and λ_{ν} is the coupling for each branch. Considering for instance $\lambda_0 = 0.04$, which is one tenth of λ , we have found, for $V \sim 0.9$, a phonon frequency shifting $\Delta\omega \sim 50 \text{ cm}^{-1}$ (15 cm^{-1}) for the K (M) phonon with respect to the situation for $V \ll V_c$. A similar estimate can be done for Γ showing a broadening of the order of $\Gamma \sim 25 \text{ cm}^{-1}$ (6 cm^{-1}) for the K (M) phonon mode with respect to weakly or unhydrated samples. In spite of the crudeness of the estimate, it shows that the effect is large enough as to be observed.

It is important to make one remark. For $\mathbf{q} = 0$, in the E_{1g} mode O -ions move parallel to the planes compressing the Co -atoms. However, from eq.(2) we expect phonon

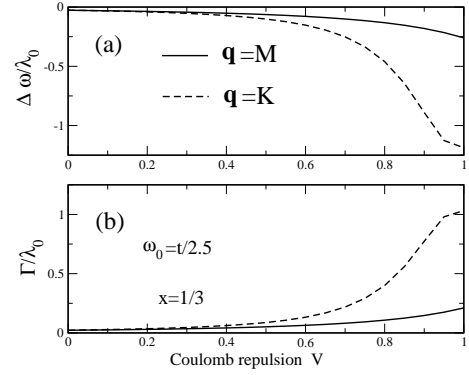


FIG. 3: a) Phonon shifting $\Delta\omega/\lambda_0$ as a function of V for the phonon modes at $\mathbf{q} = K$ and $\mathbf{q} = M$. The phonon frequency is $\omega_0 = t/2.5$. b) Phonon broadening Γ/λ_0 as a function of V . With increasing V the system approaches the CO and the two phonons soften and broaden.

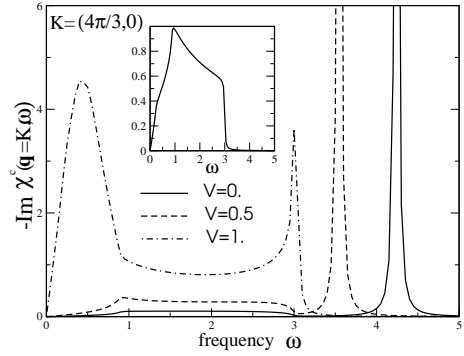


FIG. 4: Imaginary part of the density response $\chi^c(\mathbf{q} = K, \omega)$ for $x = 1/3$, at $K = (4\pi/3, 0)$, for different V , approaching V_c showing the redistribution of the spectral weight. For V near V_c , low energy charge fluctuations renormalize the e-ph interaction and cause the phonon renormalizations shown in Fig.3. Inset: particle-hole continuum.

anomalies to be weaker for $\mathbf{q} \sim 0$ modes than for large \mathbf{q} ones. Therefore, if $\mathbf{q} \sim 0$ phonons probe the charge fluctuations due to the proximity to CO, it is through inter-band transitions while, for large \mathbf{q} phonons, intra-band transitions are directly involved and we expect the effect to be larger.

Let us discuss how the presented results may be verified experimentally. When studying superconductivity^{3,4} we obtain an increment of T_c when V increases to V_c . Based on the experimental results showing that T_c increases with the water content y ²³ we suggest a positive correlation between V and y . On the other hand, and in spite of a microscopic relation between V and y is lacking, experiments²³ and theory²⁴ show that hydration causes the electronic structure to become more two dimensional and then, one may argue that the Coulomb interaction between nearest-neighbors is less screened. Then, if hydration pushes the system closer to CO, we

expect larger phonon anomalies for samples with large y . Since the predictions in present paper are for large \mathbf{q} optical phonons, they are in general accessible to neutron scattering experiments and, more recently, to inelastic x-rays scattering²². Since hydration expands the lattice, mainly in the c -direction²³, one could expect that phonon dispersions also change due to this effect, making hard the detection of the predictions of the present paper. However, as the phonons modes discussed here are mainly of two dimensional character and perpendicular to the c -axis, we expect our result to be dominant.

In summary, we have studied the influence of charge fluctuations, near the CO instability, on optical phonons

modes at K and M points of Brillouin zone. We have discussed two in-plane optical phonons where only O -ions move compressing the Co -atoms. These phonons were predicted to be soft and broad when the systems is pushed near the charge instability. Softening and broadening were found to be larger for K than for M phonon because the former has the correct \mathbf{q} and symmetry to couple with the $\sqrt{3} \times \sqrt{3}$ -CDW phase.

The authors thank to M. Cardona, P. Lemmens, H. Parent, and M. Stachiotti for valuable discussions. We specially thank to A. Muramatsu for illuminating discussions.

-
- ¹ K. Takada *et al.*, Nature **422**, 53 (2003).
 - ² O. I. Motrunich and P. A. Lee, Phys. Rev. B **70**, 024514 (2004).
 - ³ A. Foussats, A. Greco, M. Bejas, and A. Muramatsu, Phys. Rev. B **72**, 020504(R) (2005).
 - ⁴ A. Foussats, A. Greco, M. Bejas, and A. Muramatsu, J. Phys.: Condens. Matter **18**, 114144 (2006).
 - ⁵ P. Lemmens *et al.*, Phys. Rev. Lett. **96**, 167204 (2006).
 - ⁶ T. Shimojima *et al.*, Phys. Rev. B **71**, 020505 (2005).
 - ⁷ J. Hwang, J. Yang, T. Timusk, and F. Chou, Phys. Rev. B **72**, 024549 (2005).
 - ⁸ D. Wu, L. Luo, and N. Wang, Phys. Rev. B **73**, 014523 (2006).
 - ⁹ D. Qian *et al.*, Phys. Rev. Lett. **96**, 046407 (2006).
 - ¹⁰ I. Mukhamedshin, H. Alloul, G. Collin, and N. Blanchard, Phys. Rev. Lett. **94**, 247602 (2005).
 - ¹¹ We have considered a 2D CoO_2 plane where the Co -atoms are on a triangular lattice and O 's in the center of each triangle. Co and O masses were chosen $m_{Co} = 1$ and $m_O = 0.27$ respectively. We have also considered longitudinal (K_L) and transversal (K_T) force constants between nearest-neighbors $Co-O$ and $O-O$: $K_L^{Co-O} = 1$, $K_T^{Co-O} = 0.5 K_L^{Co-O}$, $K_L^{O-O} = 0.1 K_L^{Co-O}$ and $K_T^{O-O} = 0.1 K_T^{Co-O}$.
 - ¹² P. Lemmens *et al.*, J. Phys.: Condens. Matter **16**, S857, (2004).
 - ¹³ Z. Li, J. Yang, J. Hou, and Q. Zhu, Phys. Rev. B **70**, 144518 (2004).
 - ¹⁴ O. Rösch and O. Gunnarsson, Phys. Rev. Lett. **92**, 146403(2004).
 - ¹⁵ G. Khaliullin and P. Horsch, Phys. Rev. B **54**, 9600(R) (1996); Physica C **282-287**, 1751 (1997); P. Horsch, G. Khaliullin and V. Oudovenko, Physica C **341**, 117 (2000).
 - ¹⁶ A. Foussats and A. Greco, Phys. Rev. B **70**, 205123 (2004).
 - ¹⁷ M. Z. Hasan *et al.*, Phys. Rev. Lett. **92**, 246402 (2004).
 - ¹⁸ H.-B. Yang *et al.*, Phys. Rev. Lett. **92**, 246403 (2004).
 - ¹⁹ J. Merino, A. Greco, R. H. McKenzie, and M. Calandra, Phys. Rev. B **68**, 245121 (2003).
 - ²⁰ S. Lupi, M. Ortolani, and P. Calvani, Phys. Rev. B **69**, 180506 (2004).
 - ²¹ K. Yada and H. Kontani, J. Phys. Soc. Jpn. **75**, 033705 (2006).
 - ²² J.-P. Rueff *et al.*, Phys. Rev. B **74**, 020504(R) (2006).
 - ²³ H. Sakurai *et al.*, J. Phys. Soc. Jpn. **73**, 2590 (2004).
 - ²⁴ C. Marinetti *et al.*, Phys. Rev. Lett. **92**, 196405 (2004).