

# Critical behavior of repulsive dimers at $2/3$ monolayer coverage

F. Romá

*Centro Atómico Bariloche, R8402AGP San Carlos de Bariloche, Río Negro, Argentina and  
Departamento de Física, Universidad Nacional de San Luis,  
Chacabuco 917, D5700BWS San Luis, Argentina*

J. L. Riccardo and A.J. Ramirez-Pastor

*Departamento de Física, Universidad Nacional de San Luis,  
Chacabuco 917, D5700BWS San Luis, Argentina*

(Dated: February 8, 2020)

Monte Carlo simulations and finite-size scaling theory have been used to study the critical behavior of repulsive dimers on square lattices at  $2/3$  monolayer coverage. A “zig-zag” (ZZ) ordered phase, characterized by domains of parallel ZZ strips oriented at  $\pm 45^\circ$  from the lattice symmetry axes, separated from each other by strips of single empty sites, was found. This ordered phase is separated from the disordered state by a order-disorder phase transition occurring at a finite critical temperature. Based on the strong axial anisotropy of the ZZ phase, an order parameter measuring the orientation of the particles has been introduced. Taking advantage of its definition, the determination of the critical quantities has been obtained. The values of the critical exponents suggest that the system belongs to the 2D Ising universality class

PACS numbers: 68.35.Rh, 64.60.Cn, 68.43.De, 05.10.Ln

## I. INTRODUCTION

The study of phase transitions and critical phenomena has been an attractive and important topic in statistical physics for a long time [1, 2, 3, 4, 5, 6, 7]. In this context, the two-dimensional lattice-gas model [8] with repulsive interactions between the adparticles has received considerable theoretical and experimental interest because it provides the theoretical framework to study structural order-disorder transitions occurring in many adsorbed monolayer films [9, 10, 11, 12, 13, 14, 15, 16, 17, 18, 19, 20, 21, 22]. Most studies have been devoted to adsorption of molecules with single occupancy. The problem becomes more difficult when particles occupy two adjacent lattice sites (dimers). Thus, there have been very few studies devoted to order-disorder transitions associated to dimer adsorption with repulsive lateral interactions. Among them, the structural ordering of interacting dimers has been analyzed by A. J. Phares et al. [23]. The authors calculated the entropy of dimer on semi-infinite  $M \times N$  square lattice ( $N \rightarrow \infty$ ) by means of transfer matrix techniques. They concluded that there are a finite number of ordered structures. As it arose from simulation analysis [24], some of the predicted structures are artifacts of the calculation technique. In fact, in Ref. [24], the analysis of the phase diagram for repulsive nearest-neighbor interactions on a square lattice confirmed the presence of two well-defined structures: a  $c(4 \times 2)$  ordered phase at  $\theta = 1/2$  and a “zig-zag” (ZZ) order at  $\theta = 2/3$ , being  $\theta$  the surface coverage.

The thermodynamic implication of such structural ordering was demonstrated through the analysis of the adsorption isotherm [25], the collective diffusion coefficient [26] and the configurational entropy [27] of dimers with nearest-neighbor repulsion. Later, Monte Carlo

(MC) simulations and finite-size scaling (FSS) techniques have been used to study the critical behavior of repulsive linear  $k$ -mers in the low-coverage ordered structure (at  $\theta = 1/2$ ) [28, 29]. A  $(2k \times 2)$  ordered phase, characterized by a repetition of alternating files of adsorbed  $k$ -mers separated by  $k$  adjacent empty sites, was found. Critical temperature and critical exponents were calculated. The results revealed that the system does not belong to the universality class of the two-dimensional Ising model. More recently, the study was extended to triangular lattices [30]. In this case, the exponents obtained for  $k > 1$  and  $\theta = k/(2k + 1)$  are very similar to those characterizing the critical behavior of  $k$ -mers ( $k > 1$ ) on square lattices at  $\theta = 1/2$ .

Thus, although there have been various studies for monolayers at half coverage, to our knowledge, there are no calculations on the critical behavior in a submonolayer two-dimensional gas of repulsive dimers on a square lattice at  $2/3$  coverage. In the present contribution we attempt to remedy this situation. For this purpose, extensive MC simulations in the canonical ensemble supplemented by analysis using FSS techniques have been applied. The FSS study has been divided in two parts. Namely, 1) a conventional FSS in terms of the normalized scaling variable  $\epsilon \equiv T/T_c - 1$  [2, 13, 31], where  $T_c$  is the critical temperature; and 2) an extended FSS [32, 33], where  $\sigma \equiv 1 - T_c/T$  is used instead of  $\epsilon$ . Our results allowed the determination of the critical temperature separating the transition between a disordered state and the ZZ ordered phase occurring at  $2/3$  coverage and the critical exponents characterizing the phase transition.

The outline of the paper is as follows: In Sec. II we describe the lattice-gas model. The order parameter and the simulation scheme are presented in Secs. III and IV, respectively. Finally, the results and general conclusions

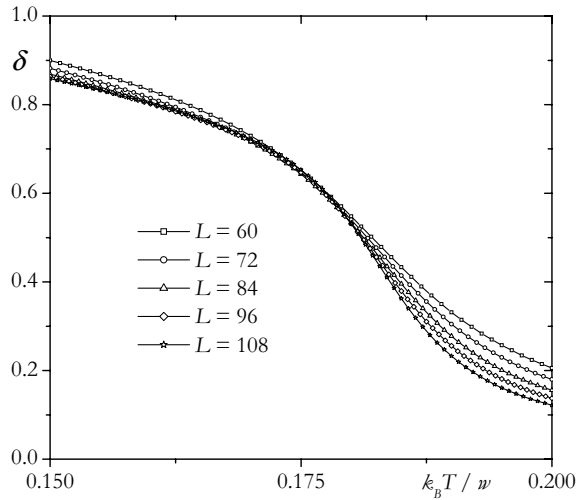


FIG. 1: Size dependence of the order parameter as a function of temperature.

are given in Sec. V.

## II. THE MODEL

In this section, the lattice-gas model for the adsorption of dimer molecules is described. The surface is represented as a simple square lattice in two-dimensions consisting of  $M = L \times L$  adsorptive sites, where  $L$  is the size of the system along each axis. The homonuclear dimer is modelled as 2 interaction centers at a fixed separation, which is equal to the lattice constant  $a$ . In the adsorption process, it is assumed that each monomer occupies a single adsorption site. The high-frequency stretching motion along the molecular bond has not been considered here. The bond between segments of molecule can not be broken and its length remains constant throughout the treatment. Thus, molecules adsorb or desorb as one unit, neglecting any possible dissociation.

In order to describe the system of  $N$  dimers adsorbed on  $M$  sites at a given temperature  $T$ , let us introduce the occupation variable  $c_i$  which can take the following values:  $c_i = 0$  if the corresponding site is empty and  $c_i = 1$  if the site is occupied. Under this consideration, the Hamiltonian of the system is given by,

$$H = w \sum_{\langle i,j \rangle} c_i c_j - Nw + \epsilon_o \sum_i c_i \quad (1)$$

where  $w$  is the nearest-neighbor (NN) interaction constant which is assumed to be repulsive (positive),  $\langle i,j \rangle$  represents pairs of NN sites and  $\epsilon_o$  is the energy of adsorption of one given surface site. The term  $Nw$  is subtracted in Eq. (1) since the summation over all the pairs of NN sites overestimates the total energy by including  $N$  bonds belonging to the  $N$  adsorbed dimers.

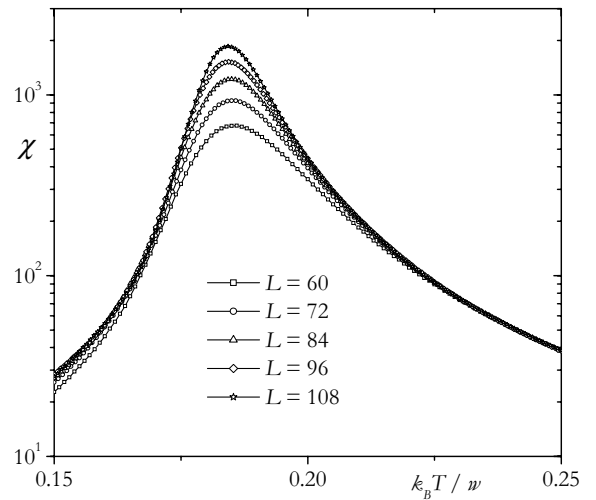


FIG. 2: Size dependence of the susceptibility as a function of temperature.

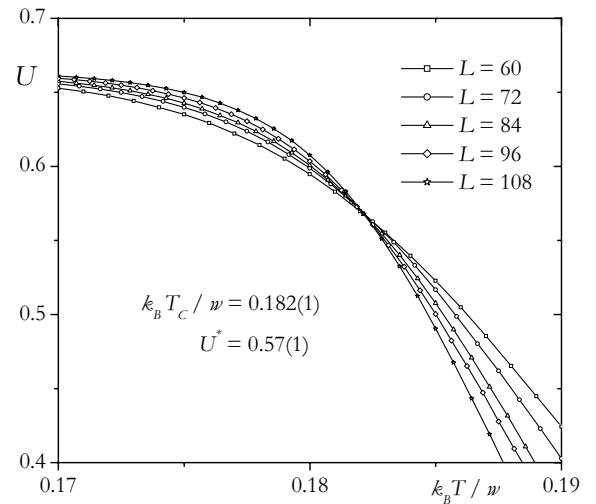


FIG. 3:  $U$  versus  $k_B T / w$ , for different sizes. From their intersections one obtained  $k_B T_c / w$ .

## III. ORDER PARAMETER

In order to study the order-disorder phase transition occurring in the adsorbate, it is convenient to define a related order parameter. In this section, we will briefly refer to a recently reported order parameter  $\delta$  [29], which measures the orientation of the admolecules in the ordered structure.

In the case of the ZZ phase, the definition of  $\delta$  is as follows: Fig. 1 b) in Ref. [24] shows one of the possible configurations of the structure appearing for dimers at 2/3 monolayer coverage and critical regime. The degeneracy of this phase is high. However, the figure suggests a simple way to build an order parameter. In fact, we see that the ZZ ordered structure adopts an orientation along one of the axis [34]. Then, all the available con-

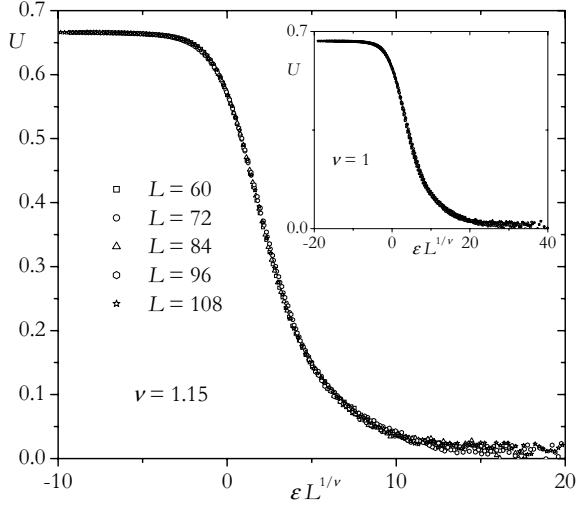


FIG. 4: Conventional data collapsing for the cumulants in Fig. 3. The inset presents the collapse for the same  $U$  when the exact 2D Ising exponent  $\nu$  is used.

figurations can be grouped in two sets, according to the orientation of the phase. Taking advantage of this property, we define the order parameter as:

$$\delta = \left| \frac{N_v - N_h}{N} \right| \quad (2)$$

where  $N_v$  ( $N_h$ ) represents the number of dimers aligned along the vertical (horizontal) axis and  $N = N_v + N_h$ .

When the system is disordered ( $T > T_c$ ), the two orientations (vertical or horizontal) are equivalent and  $\delta$  is zero. As the temperature is decreased below  $T_c$ , the dimers align along one direction and  $\delta$  is different to zero. Thus,  $\delta$  appears as good order parameters evidencing the order-disorder phase transition.

#### IV. MONTE CARLO METHOD

The lattices were generated fulfilling the following conditions:

- 1) The sites were arranged in a square lattice of side  $L$  ( $M = L \times L$ ), with conventional periodic boundary conditions.
- 2) Due to the fact that the surface was assumed to be homogeneous, the interaction energy between the adsorbed dimer and the atoms of the substrate,  $\epsilon_o$ , was neglected for sake of simplicity.
- 3) In order to maintain the lattice at  $2/3$  coverage,  $\theta = 2N/M = 2/3$ , the number of dimers on the lattice was fixed as  $N = M/3$ .
- 4) Appropriate values of  $L$  ( $= 60, 72, 84, 96, 108$ ) were used in such a way that the ZZ adlayer structure is not perturbed.

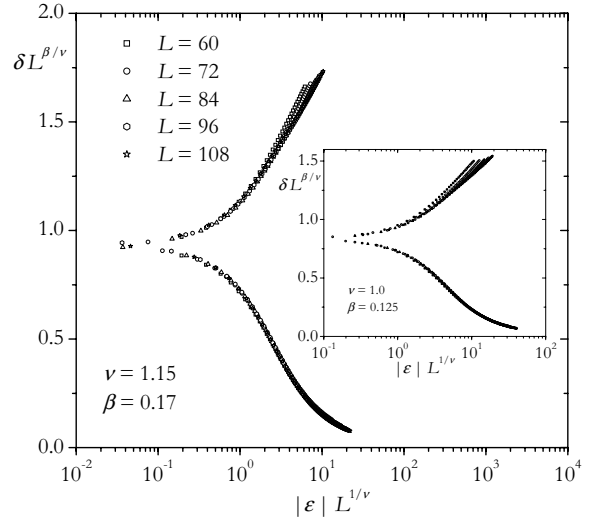


FIG. 5: Conventional data collapsing for the curves in Fig. 1. The inset presents the collapse for the same  $\delta$  when the exact 2D Ising exponents  $\nu$  and  $\beta$  are used.

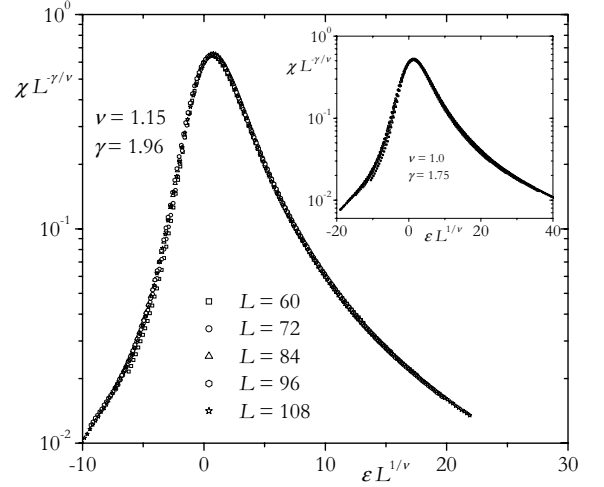


FIG. 6: Conventional data collapsing for the curves in Fig. 2. The inset presents the collapse for the same  $\chi$  when the exact 2D Ising exponents  $\nu$  and  $\gamma$  are used.

In order to study the critical behavior of the system, we have used an efficient exchange MC method [35, 36]. As in Ref. [35], we build a compound system that consists of  $m$  noninteracting replicas of the system concerned. The  $i$ -th replica is associated with the temperature  $T_i$  [or  $\beta_i = 1/(k_B T_i)$ ,  $k_B$  being the Boltzmann constant]. In other words, each replica is in contact with its own heat bath having different temperature. In order to determine the set of temperatures,  $\{T_i\}$ , we set the highest temperature,  $T_1$ , in the high temperature phase where relaxation (correlation) time is expected to be very short and there exists only one minimum in the free energy space. On the other hand, the lowest temperature,  $T_m$ , is somewhere in the low-temperature phase whose properties we are in-

terested in. Finally, the difference between two consecutive temperatures,  $T_i$  and  $T_{i+1}$  with  $T_i > T_{i+1}$ , is set as  $\Delta T = (T_1 - T_m)/(m-1)$  (equally spaced temperatures).

Under these conditions, the algorithm to carry out the simulation process is built on the basis of two well-differentiated subroutines: *replica-update* and *exchange*.

*Replica-update*: Interchange vacancy-particle and diffusional relaxation. The procedure is as follows: (a) One of the  $m$  replicas is randomly selected (for example the  $i$ -th replica). (b) A dimer and a pair of nearest-neighbor empty sites, both belonging to the replica chosen in (a), are randomly selected and their positions are established. Then, an attempt is made to interchange its occupancy state with probability given by the METROPOLIS rule, [37]:

$$P = \min \{1, \exp(-\beta_i \Delta H)\} \quad (3)$$

where  $\Delta H = H_{final} - H_{initial}$  is the difference between the Hamiltonians of the final and initial states. (c) A dimer is randomly selected. Then, a displacement to nearest-neighbor positions is attempted (following the METROPOLIS scheme), by either jumps along the dimer axis or reptation by rotation around a unity of the dimer. This procedure (diffusional relaxation) must be allowed in order to reach equilibrium in a reasonable time.

*Exchange*: Exchange of two configurations  $X_i$  and  $X_{i'}$ , corresponding to the  $i$ -th and  $i'$ -th replicas, respectively, is tried and accepted with probability  $W(X_i, \beta_i | X_{i'}, \beta_{i'})$ . In general, the probability of exchanging configurations of the  $i$ -th and  $i'$ -th replicas is given by [35],

$$W(X_i, \beta_i | X_{i'}, \beta_{i'}) = \begin{cases} 1 & \text{for } \Delta < 0 \\ \exp(-\Delta) & \text{for } \Delta > 0 \end{cases} \quad (4)$$

where  $\Delta = (\beta_i - \beta_{i'}) [H(X_{i'}) - H(X_i)]$ . As in Ref. [35], we restrict the replica-exchange to the case  $i' = i + 1$ .

The complete simulation procedure is the following:

- 1) Initialization.
- 2) Replica-update.
- 3) Exchange.
- 4) Repeat from step 2)  $m \times M$  times. This is the elementary step in the simulation process or Monte Carlo step (MCS).

The initialization of the compound system of  $m$  replicas, step 1), is as follows. First, starting with a random initial condition, the configuration of the replica 1 is obtained after  $n_1$  MCS' at  $T_1$  (MCS' consists of  $M$  realizations of the replica-update subroutine). Second, for  $i = \{2, \dots, m\}$ , the configuration of the  $i$ -th replica is obtained after  $n_1$  MCS' at  $T_i$ , taking as initial condition the configuration of the replica to  $T_{i-1}$ . This method results more efficient than a random initialization of each replica.

TABLE I: Parameters used in the MC runs. For all lattice's size we have chosen  $T_1 = 0.25$  and  $T_m = 0.15$  (the temperatures are in units of  $w/k_B$ ).

$L$	$m$	$n_1$	$n_2$	$n_{MCS}$
60	101	$10^5$	$10^5$	$3 \times 10^5$
72	121	$10^5$	$10^5$	$3 \times 10^5$
84	141	$2 \times 10^5$	$2 \times 10^5$	$5 \times 10^5$
96	161	$4 \times 10^5$	$4 \times 10^5$	$8 \times 10^5$
108	141	$5 \times 10^5$	$5 \times 10^5$	$10^6$

The procedure 1)-4) is repeated for all lattice's sizes. For each size, the equilibrium state can be well reproduced after discarding the first  $n_2$  MCS. Then, averages are taken over  $n_{MCS}$  successive MCS. As it was mentioned above, a set of equally spaced temperatures is chosen in order to accurately calculate the physical observables in the close vicinity of  $T_c$ .

The thermal average  $\langle \dots \rangle_T$  of a physical quantity  $A$  is obtained in the usual way as follows:

$$\langle A \rangle_T = \frac{1}{n_{MCS}} \sum_{t=1}^{n_{MCS}} A[X_m(t)]. \quad (5)$$

Thus, the specific heat  $C$  (in  $k_B$  units) is sampled from energy fluctuations:

$$\frac{C}{k_B} = \frac{1}{(Lk_B T)^2} [\langle H^2 \rangle_T - \langle H \rangle_T^2]. \quad (6)$$

The quantities related with the order parameter, such as the susceptibility  $\chi$ , and the reduced fourth-order cumulant  $U$  introduced by Binder [16], can be calculated as:

$$\chi = \frac{L^2}{k_B T} [\langle \delta^2 \rangle_T - \langle \delta \rangle_T^2] \quad (7)$$

and

$$U = 1 - \frac{\langle \delta^4 \rangle_T}{3 \langle \delta^2 \rangle_T^2}. \quad (8)$$

## V. RESULTS AND CONCLUSIONS

The critical behavior of the present model has been investigated by means of the computational scheme described in the previous section and FSS techniques. The values of the parameters used in the MC runs are shown in Table I. All calculations were carried out using the parallel cluster BACO of Universidad Nacional de San Luis, Argentina. This facility consists of 60 PCs each with 3.0 MHz Pentium-4 processors.

The conventional FSS implies the following behavior of  $C$ ,  $\delta$ ,  $\chi$  and  $U$  at criticality,

$$C = L^{\alpha/\nu} \tilde{C}(L^{1/\nu} \epsilon) \quad (9)$$

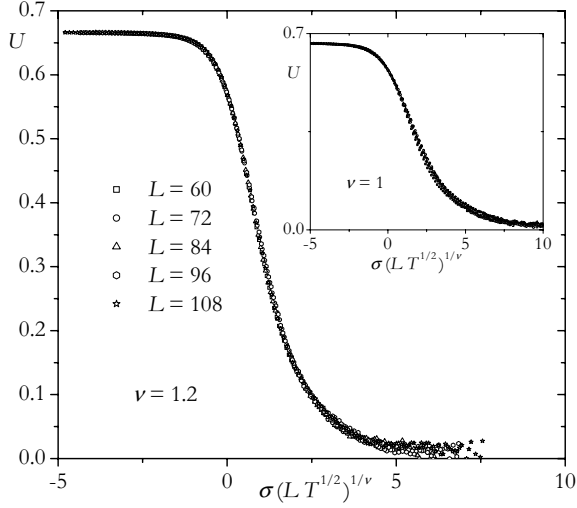


FIG. 7: Same as Fig. 4 for the extended scaling scheme.

$$\delta = L^{-\beta/\nu} \tilde{\delta}(L^{1/\nu} \epsilon) \quad (10)$$

$$\chi = L^{\gamma/\nu} \tilde{\chi}(L^{1/\nu} \epsilon) \quad (11)$$

$$U = \tilde{U}(L^{1/\nu} \epsilon) \quad (12)$$

for  $L \rightarrow \infty$ ,  $\epsilon \rightarrow 0$  such that  $L^{1/\nu} \epsilon = \text{finite}$ , where ( $\epsilon \equiv T/T_c - 1$ ). Here  $\alpha$ ,  $\beta$ ,  $\gamma$  and  $\nu$  are the standard critical exponents of the specific heat ( $C \propto |\epsilon|^{-\alpha}$  for  $\epsilon \rightarrow 0$ ,  $L \rightarrow \infty$ ), order parameter ( $\delta \propto \epsilon^\beta$  for  $\epsilon \rightarrow 0^+$ ,  $L \rightarrow \infty$ ), susceptibility ( $\chi \propto |\epsilon|^\gamma$  for  $\epsilon \rightarrow 0$ ,  $L \rightarrow \infty$ ) and correlation length  $\xi$  ( $\xi \propto |\epsilon|^{-\nu}$  for  $\epsilon \rightarrow 0$ ,  $L \rightarrow \infty$ ), respectively.  $\tilde{C}$ ,  $\tilde{\delta}$ ,  $\tilde{\chi}$  and  $\tilde{U}$  are scaling functions for the respective quantities. In the case of extended FSS [32, 33],  $\epsilon$  and  $L$  in eqs. (9-12) are replaced by  $\sigma \equiv 1 - T_c/T$  and  $L\sqrt{T}$ , respectively.

We start with the calculation of the order parameter (Fig. 1), susceptibility (Fig. 2) and cumulant (Fig. 3) plotted versus  $k_B T/w$  for several lattice sizes.

In the case of the curves in Fig. 3, from their intersections one gets the estimation of the critical temperature. In this case,  $k_B T_c/w = 0.182(1)$ , which is in good agreement with the value previously reported in the literature [24]. In Ref. [24], the critical temperature was obtained from the peaks of the curves of the specific heat versus temperature (at fixed coverage) and coverage (at fixed temperature). A more rigorous study was not possible due to the lack of an adequate order parameter.

Once we know  $T_c$ , the critical exponent  $\nu$  can be calculated from the full data collapsing of  $U$ . Fig. 4 shows the results for the conventional FSS, where the better fit was obtained for  $\nu = 1.15$ . Given  $k_B T_c/w = 0.182(1)$  and  $\nu = 1.15$ ,  $\beta$  and  $\gamma$  were obtained from the collapse of the curves of  $\delta$  and  $\chi$ , as it is shown in Figs. 5 and 6, respectively. The resulting values of the critical exponents were  $\beta = 0.17$  and  $\gamma = 1.96$  (see Table II). As in Fig. 4,

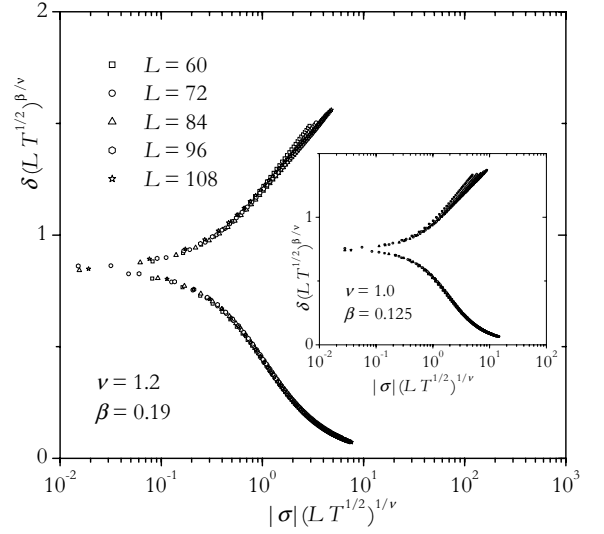


FIG. 8: Same as Fig. 5 for the extended scaling scheme.

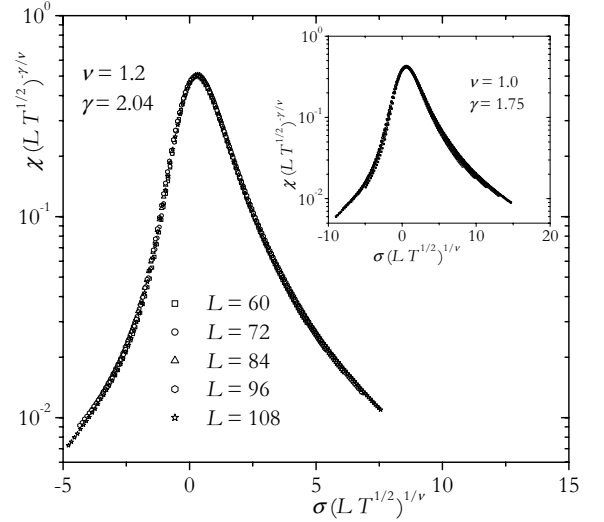


FIG. 9: Same as Fig. 6 for the extended scaling scheme.

the data in Figs. 5 and 6 were calculated by following a conventional FSS scheme.

Let us next apply the extended FSS scheme mentioned above and try the data collapse by plotting  $U$ ,  $\delta$  and  $\chi$  in terms of the variables  $\sigma \equiv 1 - T_c/T$  and  $L\sqrt{T}$ . The results are shown in Figs. 7 to 9. The values obtained for the critical exponents  $\nu$ ,  $\beta$  and  $\gamma$ , which are collected in Table II, are in good agree with those calculated using the conventional FSS.

As it can be noticed from Table II, the values of the critical exponents obtained by conventional and extended FSS are very close to those of the 2D Ising model. To verify this possibility, we repeat the FSS analysis in Figs. 4 to 9, but this time using the exact 2D Ising scaling parameters ( $\nu = 1$ ,  $\beta = 0.125$  and  $\gamma = 1.75$ ). The results are shown in the insets of Figs. 4 to 9, indicating that

TABLE II: Critical exponents obtained from the fits shown in Figs. 4 to 9.

exponent	conventional FSS	extended FSS	2D Ising model
$\nu$	1.15	1.2	1
$\beta$	0.17	0.19	0.125
$\gamma$	1.96	2.04	1.75
$\alpha$	....	....	0

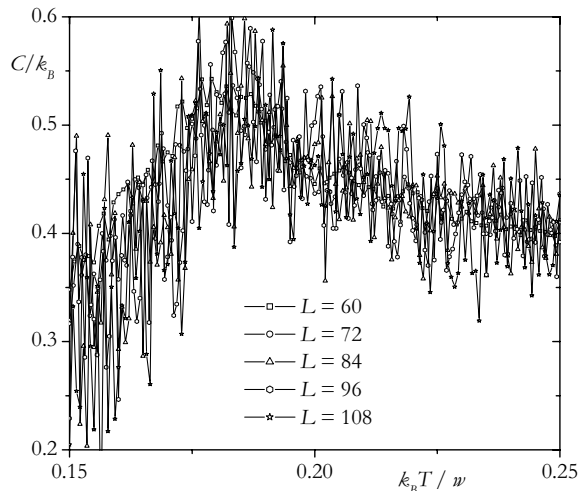


FIG. 10: Size dependence of the specific heat,  $C$  (in  $k_B$  units), as a function of temperature.

the phase transition occurring for repulsive dimers on square lattices at  $2/3$  monolayer coverage may belong to the same universality class as the 2D Ising model.

Finally, the size dependence of the specific heat in  $k_B$  units,  $C/k_B$ , as a function of temperature is shown in Fig. 10. The “roughness” of the curves is due to the fluctuations in the energy are of the order of the statistical errors in the simulation results. However, the data are compatible with  $\alpha = 0$ , as it is expected for 2D Ising systems.

In summary, we have addressed the critical properties of repulsive dimers on two-dimensional square lattices at  $2/3$  coverage. The results were obtained by using exchange MC simulations and FSS theory. The choice of an adequate order parameter [as defined in Eq. (2)] along with the exhaustive study of FSS presented here allow us 1) to confirm previous results in the literature [23, 24], namely, the existence of a order-disorder phase transition at  $2/3$  coverage; 2) to calculate the critical temperature characterizing this transition,  $k_B T_c / w = 0.182(1)$ . This value is expected to be more accurate than that reported previously in Ref. [24]; and 3) to obtain the complete set of static critical exponents. The results suggest that the phase transition may belong to the 2D Ising universality class.

#### Acknowledgments

This work was supported in part by CONICET, Argentina, under Grant No. PIP 6294 and the Universidad Nacional de San Luis, Argentina, under the Grants Nos. 328501 and 322000.

- 
- [1] M. E. Stanley, *Introduction to Phase Transitions and Critical Phenomena* (Oxford University Press, New York, 1971).
  - [2] M. E. Fisher, *Critical Phenomena* (Academic Press, London, 1971).
  - [3] K. Kawasaki, *Phase Transitions and Critical Phenomena*, edited by C. Domb and M. S. Green (Academic Press, London, 1972), Vol. 2, pag. 443.
  - [4] R. J. Baxter, *Exactly solved models in statistical mechanics* (Academic Press, London, 1982).
  - [5] J. M. Yeomans, *Statistical Mechanics of Phase Transitions* (Clarendon Press, Oxford, 1992).
  - [6] N. Goldenfeld, *Lectures on Phase Transitions and the Renormalization Group* (Westview Press, Boulder CO, 1992).
  - [7] *Phase Transitions and Critical Phenomena*, edited by C. Domb and J. L. Lebowitz (Academic Press, London, 2001), Vol. 19.
  - [8] T. L. Hill, J. Chem. Phys. **17**, 520 (1949).
  - [9] *Phase Transitions in Surface Films*, edited by J. G. Dash and J. Ruvalds (Plenum, New York, 1980).
  - [10] *Phase Transitions in Surface Films*, edited by H. Taub, G. Torso, H. J. Lauter, and Jr. S. C. Fain (Plenum, New York, 1991), Vol. 2.
  - [11] *Adsorbed Monolayers on Solid Surfaces*, edited by G. A. Somorjai and M. A. Van Hove (Springer-Verlag, New York, 1979).
  - [12] Schick M., Walker J. S. and Wortis M., Phys. Rev. B **16**, 2205 (1977).
  - [13] K. Binder, *Applications of the Monte Carlo Method in Statistical Physics. Topics in current Physics*, (Springer, Berlin, 1984), Vol. 36.
  - [14] K. Binder and D. P. Landau, Phys. Rev. B **21**, 1941 (1980).
  - [15] D. P. Landau, Phys. Rev. B **27**, 5604 (1983).
  - [16] K. Binder and D. P. Landau, Phys. Rev. B **30**, 1477 (1984).
  - [17] D. P. Landau and K. Binder, Phys. Rev. B **31**, 5946 (1985).
  - [18] D. P. Landau and K. Binder, Phys. Rev. B **41**, 4633 (1990).
  - [19] E. Domany, M. Schick, J. S. Walker, and R. B. Griffiths, Phys. Rev. B **18**, 2209 (1978).
  - [20] E. Domany and M. Schick, Phys. Rev. B **20**, 3828 (1979).
  - [21] M. Schick, Prog. Surf. Sci. **11**, 245 (1981).
  - [22] A. Patrykiewicz, S. Sokolowski, and K. Binder, Surf. Sci. Rep. **37**, 207 (2000).
  - [23] A. J. Phares, F. J. Wunderlich, J. D. Curley, and D. W. Grumbine Jr., J. Phys. A: Math. Gen. **26**, 6847 (1993).
  - [24] A. J. Ramirez-Pastor, J. L. Riccardo, and V. D. Pereyra,

- Surf. Sci. **411**, 294 (1998).
- [25] A. J. Ramirez-Pastor, J. L. Riccardo, and V. D. Pereyra, *Langmuir* **16**, 10167 (2000).
  - [26] M. S. Nazzarro, A. J. Ramirez-Pastor, J. L. Riccardo, and V. D. Pereyra, *Surf. Sci.* **391**, 267 (1997).
  - [27] F. Romá, A. J. Ramirez-Pastor, and J. L. Riccardo, *Langmuir* **16**, 9406 (2000).
  - [28] F. Romá, A. J. Ramirez-Pastor, and J. L. Riccardo, *Phys. Rev. B* **68**, 205407 (2003).
  - [29] F. Romá, A. J. Ramirez-Pastor, and J. L. Riccardo, *Phys. Rev. B* **72**, 035444 (2005).
  - [30] P. M. Pasinetti, F. Romá, J. L. Riccardo and A. J. Ramirez-Pastor, *Phys. Rev. B* **74**, 155418 (2006).
  - [31] *Finite Size Scaling and Numerical Simulation of Statistical Systems*, edited by Privman V. (World Scientific, Singapore, 1990).
  - [32] S. Gartenhaus and W. S. McCullough, *Phys. Rev. B* **38**, 11688 (1988).
  - [33] I. A. Campbell, K. Hukushima, and H. Takayama, *Phys. Rev. Lett.* **97**, 117202 (2006).
  - [34] As in the case of the  $(2k \times 2)$  ordered phase occurring for linear  $k$ -mers on square lattices at  $1/2$  monolayer coverage [29], the phase transition at  $2/3$  monolayer coverage is accomplished by a breaking of the translational and orientational symmetries.
  - [35] K. Hukushima and K. Nemoto, *J. Phys. Soc. Jpn.* **65**, 1604 (1996).
  - [36] D. J. Earl and M. W. Deem, *Phys. Chem. Chem. Phys.* **7**, 3910 (2005).
  - [37] N. Metropolis, A.W. Rosenbluth, M.N. Rosenbluth, A.H. Teller and E. Teller, *J. Chem. Phys.* **21**, 1087 (1953).