

Spin torque and force due to current for general spin textures

Gen Tatara^{1,2}, Hiroshi Kohno³, Junya Shibata⁴, and Kyung-Jin Lee⁵

¹*Graduate School of Science, Tokyo Metropolitan University*

1-1 Minamiosawa, Hachioji, Tokyo 192-0397

²*PRESTO, JST, 4-1-8 Honcho Kawaguchi, Saitama 332-0012*

³*Graduate School of Engineering Science, Osaka University, Toyonaka, Osaka 560-8531*

⁴*Frontier Research System (FRS), The Institute of Physical and Chemical Research (RIKEN), 2-1 Hirosawa, Wako, Saitama 351-0198*

⁵*Department of Materials Science & Eng. Korea University Anam-dong 5, Sungbuk-gu Seoul, 136-713 Korea*

Non-adiabatic correction to spin transfer torque arising from fast-varying spin texture is calculated treating conduction electron fully quantum mechanically. The torque is non-local in space, and is shown to equivalent to a force (due to momentum transfer) acting on the center of mass of the texture. Another kind of force exists in the adiabatic regime, and is identified to be of topological origin. These forces are shown to be the counter reaction of electric transport properties, resistivity and Hall effect, respectively.

KEYWORDS: spin torque, domain wall, magnetoresistance, threshold current, Berry phase, MRAM

1. Introduction

Recently, torques on local spin (magnetization) induced by spin-polarized electric current and spin current are of special interest from the viewpoint of magnetization switching by current in wires¹⁻³ and nano-pillars.^{4,5} Berger^{2,5} and Slonczewski⁴ pointed out that the exchange of the spin angular momentum between the local spin and current-carrying conduction electron induces a torque called spin-transfer torque, and that this is a dominant mechanism of magnetization flip when the magnetization is slowly varying (i.e. in the adiabatic regime). In the case of domain wall, another effect arising from the current, the effect due to electron reflection or non-adiabaticity, had been discussed by Berger.¹ This force was later derived microscopically by estimating non-adiabatic correction of the torque due to exchange coupling.⁶ Recently, a new torque term in the Landau-Lifshitz(-Gilbert) equation was proposed and shown to arise from spin relaxation of the conduction electron.^{7,8} This term, sometimes called β -term, was later derived microscopically^{9,10} and also from other mechanisms.¹¹ This term is sometimes called non-adiabatic torque, in that the term arises from the deviation of the electron spin from perfect adiabaticity caused by spin relaxation.

Quite recently, Waintal and Viret¹² and Xiao, Zangwill and Stiles^{13,14} studied the spa-

tial distribution of the current-induced torque around a domain wall by solving Schrödinger equation and found a non-local oscillation torque. This torque is due to the non-adiabaticity arising from the finite domain wall width, or in other words, from the fast-varying component of spin texture. The oscillation is of period $\sim k_F^{-1}$ (k_F is the Fermi wavelength) and is of quantum origin similar to RKKY oscillation. The oscillating torque is due to oscillating spin accumulation of electron as argued in Ref.¹⁵

Those results can be summarized to a total torque acting on local spin, \mathbf{S} , given by

$$\boldsymbol{\tau} = -\frac{a^3}{2eS}(\mathbf{j}_s \cdot \nabla)\mathbf{S} - \frac{a^3\beta}{eS}[\mathbf{S} \times (\mathbf{j}_s \cdot \nabla)\mathbf{S}] + \boldsymbol{\tau}_{\text{nl}}, \quad (1)$$

where the first term represents spin transfer torque, the second is β term due to spin relaxation, and the last term denotes the non-local torque argued in Ref.^{12–14} (but expression was not obtained there). We note here that the non-adiabaticity has two different origins, spin relaxation and fast varying local spin texture, and that these two lead to totally different torques (β term and $\boldsymbol{\tau}_{\text{nl}}$). Spin transfer torque was studied further within Boltzmann approach in Ref.¹⁶ So far numerical simulations model the effect of current solely by local torque terms and non-local torque $\boldsymbol{\tau}_{\text{nl}}$ has been neglected. Those simulations are thus valid only in the slowly varying limit. Although the non-local term is believed to be small in most cases, this term could still be important in reality since like β term it plays qualitatively different role as spin transfer torque, and β term is also quite small. In particular, non-local term would be important in vortex-wall structures, where the spins vary rapidly inside the core. As we will demonstrate, two non-adiabaticities, β and $\boldsymbol{\tau}_{\text{nl}}$, both contribute to a total force acting on spin texture.

One of the aims of this paper is to derive explicit expression of non-local torque, $\boldsymbol{\tau}_{\text{nl}}$, within the lowest order correction to the slowly varyingness, treating the conduction electron fully quantum mechanically. As we will show, quantum treatment is essential discussing non-adiabatic torque due to fast spin textures and force, arising from quantum oscillating spin accumulation. Our calculation here assumes $\Delta\tau/\hbar \gg 1$, where Δ and τ are exchange splitting and (elastic) lifetime of conduction electron, respectively, and takes account of nonadiabaticity represented by higher order in $1/(k_F\lambda)$, λ being the scale of spatial variation of spin texture. $\Delta\tau/\hbar \gg 1$ is one definition of adiabaticity^{17,18} where gauge field can be treated perturbatively.

Second, we will show that this complicated non-local torque represents the effect of electron scattering by the spin texture and that the non-local torque sum up simply to a total force acting on the texture. Third, this force is shown to be exactly proportional to resistivity due to spin structure and so to the reflection probability. Finally, we will show that there exists another type of force which remains finite in the adiabatic limit. This force, adiabatic force or topological force, is proportional to the topological vortex number of the texture, as was pointed out in Ref.¹⁹ It is shown to be proportional to the Hall resistivity caused by spin

chirality or vortex and is thus identified with a back reaction of the Hall effect due to spin chirality or spin Berry phase.^{20,21} This force acts on a vortex or vortex wall perpendicular to the current. The effect of this topological force is included in the conventional spin transfer torque term, in contrast to the non-local torque.

2. Model and method

The Hamiltonian we consider is standard exchange interaction one, given by

$$H_e = \sum_{\mathbf{k}\sigma} \epsilon_{\mathbf{k}\sigma} c_{\mathbf{k}\sigma}^\dagger c_{\mathbf{k}\sigma} + H_{\text{imp}}, \quad (2)$$

where electron operators are denoted by $c_{\mathbf{k}\sigma}$ and $c_{\mathbf{k}\sigma}^\dagger$, $\epsilon_{\mathbf{k}\sigma} \equiv \frac{k^2}{2m} - \epsilon_F$, $\sigma = \pm$ denotes spin, and H_{imp} represents the elastic scattering by impurities (without spin flip). Conduction electrons are coupled to local spin, \mathbf{S} , *via* the exchange interaction

$$H_{\text{ex}} = -\frac{\Delta}{S} \int d^3x \mathbf{S}(\mathbf{x}) \cdot c_{\mathbf{x}}^\dagger \boldsymbol{\sigma} c_{\mathbf{x}}, \quad (3)$$

where $\boldsymbol{\sigma}$ is the Pauli spin-matrix vector, and Δ is the exchange coupling constant. The Lagrangian of the conduction electron is defined as $L_e \equiv \hbar \int d^3x i c^\dagger \dot{c} - H_e$.

All the torque acting on the local spin caused by the electron is thus obtained from the exchange term as

$$\boldsymbol{\tau}(\mathbf{x}) \equiv \frac{\delta H_{\text{ex}}}{\delta \mathbf{S}(\mathbf{x})} \times \mathbf{S}(\mathbf{x}) = -\frac{\Delta}{S} \mathbf{S}(\mathbf{x}) \times \mathbf{s}(\mathbf{x}), \quad (4)$$

where

$$\mathbf{s}(\mathbf{x}) \equiv \langle c_{\mathbf{x}}^\dagger \boldsymbol{\sigma} c_{\mathbf{x}} \rangle, \quad (5)$$

is the spin polarization of the conduction electron evaluated in the presence of spin texture, \mathbf{S} . Our task is just to carefully estimate this spin density.

To incorporate the spatially varying spin texture, we consider slowly varying case, sometimes called the adiabatic case. In this case gauge transformation in spin space is useful. We consider only the lowest-order contribution from the gauge field, but will go beyond the adiabatic limit by taking account of the non-adiabaticity represented by finite momentum transfer (\mathbf{q} defined below) between the electron and gauge field. Strictly, this expansion is justified in the limit of $\Delta\tau/\hbar \gg 1$.^{?,17}

Gauge transformation, defined by a 2×2 matrix, $U(\mathbf{x}, t)$, relates the electron operator c to a new operator a as

$$c(\mathbf{x}, t) \equiv U(\mathbf{x}, t) a(\mathbf{x}, t), \quad (6)$$

where U is defined as

$$U(\mathbf{x}, t) \equiv \mathbf{m}(\mathbf{x}, t) \cdot \boldsymbol{\sigma}, \quad (7)$$

\mathbf{m} being a real three-component unit vector. The matrix satisfies $U^2 = 1$, or $U^{-1} = U$.

The aim of our gauge transform is to let this spin to be along z -axis, *i.e.*, $\frac{1}{S}U^\dagger(\mathbf{S} \cdot \boldsymbol{\sigma})U = 2\mathbf{m}(\mathbf{m} \cdot \boldsymbol{\sigma}) - \boldsymbol{\sigma} = \boldsymbol{\sigma} \cdot \mathbf{e}_z$. This is satisfied if we choose

$$\mathbf{m} = \left(\sin \frac{\theta}{2} \cos \phi, \sin \frac{\theta}{2} \sin \phi, \cos \frac{\theta}{2} \right). \quad (8)$$

We see that a gauge field appears from the derivative terms as seen in

$$\partial_\mu c = U(\partial_\mu + U^{-1}\partial_\mu U)a = U(\partial_\mu + iA_\mu)a, \quad (9)$$

where a gauge field is defined as

$$A_\mu \equiv -iU^{-1}\partial_\mu U. \quad (10)$$

In terms of \mathbf{m} , A_μ is written as

$$A_\mu = (\mathbf{m} \times \partial_\mu \mathbf{m}) \cdot \boldsymbol{\sigma} \equiv A_\mu^\alpha \sigma_\alpha, \quad (11)$$

where summation over $\alpha = x, y, z$ is suppressed.

The electron part of Lagrangian is written in terms of a -electron as

$$\begin{aligned} L_e = & \sum_{\mathbf{k}} \left[i\hbar a^\dagger \dot{a} - \epsilon_{\mathbf{k}\sigma} a^\dagger_{\mathbf{k}\sigma} a_{\mathbf{k}\sigma} - \hbar \sum_{\mathbf{q}, \mu} \left(J_\mu \left(\mathbf{k} + \frac{\mathbf{q}}{2} \right) \cdot A_\mu^\alpha(-\mathbf{q}) \right) a^\dagger_{\mathbf{k}+\mathbf{q}} \sigma_\alpha a_{\mathbf{k}} \right. \\ & \left. - \frac{\hbar^2}{2m} \sum_{\mathbf{q}\mathbf{p}} A_i^\alpha(-\mathbf{q}-\mathbf{p}) A_i^\alpha(\mathbf{p}) a^\dagger_{\mathbf{k}+\mathbf{q}} a_{\mathbf{k}} \right], \end{aligned} \quad (12)$$

where

$$\epsilon_{\mathbf{k}\sigma} \equiv \frac{\hbar^2 k^2}{2m} - \epsilon_F - \sigma \Delta, \quad (13)$$

is the electron energy in a uniform field along z -axis and

$$J_\mu(\mathbf{k}) \equiv \left(\frac{\hbar}{m} \mathbf{k}, 1 \right), \quad (14)$$

for $\mu = x, y, z, t$. In this paper, we assume slowly varyingness of A_μ^α in time and neglect t -dependence.

The electron spin is modified by the gauge transformation, and is written by use of the spin density in the gauge transformed frame, $\tilde{\mathbf{s}}$, as

$$\mathbf{s}(\mathbf{x}, t) \equiv \langle c^\dagger \boldsymbol{\sigma} c \rangle = 2\mathbf{m}(\mathbf{m} \cdot \tilde{\mathbf{s}}) - \tilde{\mathbf{s}}, \quad (15)$$

where

$$\tilde{\mathbf{s}}(\mathbf{x}, t) \equiv \langle a^\dagger \boldsymbol{\sigma} a \rangle. \quad (16)$$

The original electron spin is written as

$$\mathbf{s} = -\tilde{s}_\parallel \mathbf{e}_\theta + \tilde{s}_z \mathbf{e}_s - \tilde{s}_\perp \mathbf{e}_\phi, \quad (17)$$

where $\tilde{s}_\parallel, \tilde{s}_\perp$ are defined as

$$\begin{aligned}\tilde{s}_\parallel &\equiv \frac{1}{2} \sum_{\pm} e^{\mp i\phi} \tilde{s}^{\pm} = \cos \phi \tilde{s}_x + \sin \phi \tilde{s}_y \\ \tilde{s}_\perp &\equiv \frac{1}{2} \sum_{\pm} (\mp) i e^{\mp i\phi} \tilde{s}^{\pm} = -\sin \phi \tilde{s}_x + \cos \phi \tilde{s}_y,\end{aligned}\quad (18)$$

with $\tilde{s}^{\pm} \equiv \tilde{s}_x \pm i\tilde{s}_y$. Three unit vectors are $\mathbf{e}_s \equiv \mathbf{S}/S = (\sin \theta \cos \phi, \sin \theta \sin \phi, \cos \theta)$,

$$\mathbf{e}_\theta = (\cos \theta \cos \phi, \cos \theta \sin \phi, -\sin \theta) \quad (19)$$

$$\mathbf{e}_\phi = (-\sin \phi, \cos \phi, 0). \quad (20)$$

3. spin density in linear response

We will estimate spin density $\tilde{\mathbf{s}}(\mathbf{x}, t)$ to the lowest order in the gauge field. Electron spin is modified by spin texture even in the absence of current. (This effect was not considered in Ref.⁶). This equilibrium contribution is given by (Fig. 3)

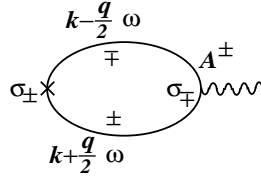


Fig. 1. Electron spin density without current at the lowest order in gauge field (represented by wavy lines).

$$\begin{aligned}\tilde{s}^{\pm(0)}(\mathbf{x}, t) &= -i \frac{\hbar^2}{V} \int \frac{d\omega}{2\pi} \sum_{\mathbf{k}\mathbf{q}} e^{-i\mathbf{q}\cdot\mathbf{x}} \sum_{\mu} J_{\mu}(\mathbf{k}) A_{\mu}^{\pm}(\mathbf{q}) \\ &\quad \times [g_{\mathbf{k}-\frac{\mathbf{q}}{2}, \mp}^r(\omega) g_{\mathbf{k}+\frac{\mathbf{q}}{2}, \pm}^{<}(\omega) + g_{\mathbf{k}-\frac{\mathbf{q}}{2}, \mp}^{<}(\omega) g_{\mathbf{k}+\frac{\mathbf{q}}{2}, \pm}^a(\omega)] \\ &= \frac{\hbar^2}{V} \sum_{\mathbf{k}\mathbf{q}} e^{-i\mathbf{q}\cdot\mathbf{x}} A_0^{\pm}(\mathbf{q}) \frac{f_{\mathbf{k}+\frac{\mathbf{q}}{2}, \pm} - f_{\mathbf{k}-\frac{\mathbf{q}}{2}, \mp}}{\epsilon_{\mathbf{k}+\frac{\mathbf{q}}{2}, \pm} - \epsilon_{\mathbf{k}-\frac{\mathbf{q}}{2}, \mp} + \frac{i}{\tau}},\end{aligned}\quad (21)$$

where $g_{\mathbf{k}, \sigma}^r(\omega) \equiv \frac{1}{\omega - \epsilon_{\mathbf{k}\sigma} + \frac{i}{2\tau}}$ is a free retarded Green function and $g^{<}$ denotes Keldysh Green function.

Let us next calculate a current-driven part. We estimate the response to a static applied electric field to the linear order. The interaction between the electron and applied field is given as

$$H_{\text{EM}} = \int d^3x \mathbf{A}_{\text{EM}} \cdot \mathbf{j}, \quad (22)$$

where

$$\mathbf{A}_{\text{EM}} = \frac{\mathbf{E}}{i\Omega_0} e^{-i\Omega_0 t}, \quad (23)$$

is electromagnetic gauge field, \mathbf{E} is the applied electric field assumed to be spatially homogeneous, and Ω_0 is the frequency of the applied field, chosen as $\Omega_0 \rightarrow 0$ at the last stage of the calculation. We note that this linear response calculation takes care of the current correctly, while treatment in Ref.⁶ lacked consistency in that a generalized Fermi distribution function ($f_{\mathbf{k}}$) in the presence of current flow was assumed there. The total electric current is given in the gauge transformed space as

$$\begin{aligned} \mathbf{j} &\equiv - \int d^3x \frac{e\hbar}{m} \frac{i}{2} (c^\dagger \overleftrightarrow{\nabla}_z c) - \frac{e\hbar}{2m} \mathbf{A}_{\text{EM}} \sum_{\mathbf{k}} c_{\mathbf{k}}^\dagger c_{\mathbf{k}} \\ &= \frac{e\hbar}{m} \sum_{\mathbf{k}} \mathbf{k} a_{\mathbf{k}}^\dagger a_{\mathbf{k}} - \frac{e\hbar}{2m} \sum_{\mathbf{k} \mathbf{q} \alpha} A_{\mathbf{q}}^\alpha a_{\mathbf{k}+\mathbf{q}}^\dagger \sigma^\alpha a_{\mathbf{k}} - \frac{e\hbar}{2m} \sum_{\mathbf{k}} \mathbf{A}_{\text{EM}} a_{\mathbf{k}}^\dagger a_{\mathbf{k}}, \end{aligned} \quad (24)$$

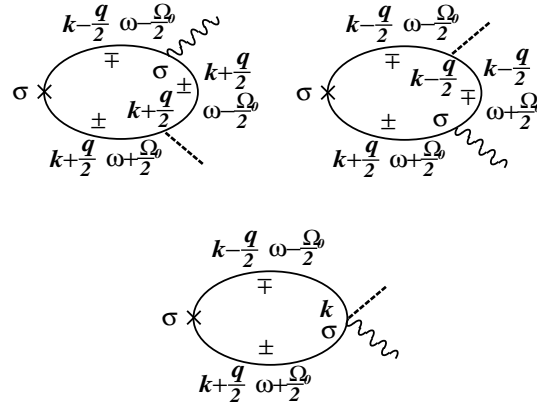


Fig. 2. Diagrams representing the current-driven part of the electron spin density at the linear order in both gauge field (represented by wavy lines) and the applied electric field (dotted lines). Upper two processes are self-energy corrections and the lower process is from the correction of the current vertex.

Spin density at the first order in both of the gauge fields, \mathbf{A}_{EM} and $A_{\mathbf{q}}^\alpha$, is shown in Fig. 3. The first two processes (denoted by (A)) are obtained as

$$\begin{aligned} \tilde{s}^\pm(\mathbf{x}, t)^{(A)} &= \sum_{\omega \mathbf{k} \mathbf{q}} \sum_i \frac{B_i}{\Omega_0} \left[\left(k + \frac{q}{2} \right)_i [g_{\mathbf{k}-\frac{q}{2}, \mp, \omega-\frac{\Omega_0}{2}} g_{\mathbf{k}+\frac{q}{2}, \pm, \omega-\frac{\Omega_0}{2}} g_{\mathbf{k}+\frac{q}{2}, \pm, \omega+\frac{\Omega_0}{2}}]^{<} \right. \\ &\quad \left. + \left(k - \frac{q}{2} \right)_i [g_{\mathbf{k}-\frac{q}{2}, \mp, \omega-\frac{\Omega_0}{2}} g_{\mathbf{k}-\frac{q}{2}, \mp, \omega+\frac{\Omega_0}{2}} g_{\mathbf{k}+\frac{q}{2}, \pm, \omega+\frac{\Omega_0}{2}}]^{<} \right] \end{aligned} \quad (25)$$

where

$$B_i \equiv \frac{eE_i}{2mV} e^{-i(\mathbf{q} \cdot \mathbf{x} - \Omega_0 t)} \sum_{\mu} J_{\mu}(\mathbf{k}) A_{\mu}^{\pm}(\mathbf{q}), \quad (26)$$

and the last contribution (B) arising from the modification of vertex is given by

$$\tilde{s}^\pm(\mathbf{x}, t)^{(B)} = \sum_{\omega \mathbf{k} \mathbf{q}} \frac{B_0}{\Omega_0} \left[g_{\mathbf{k}-\frac{q}{2}, \mp, \omega-\frac{\Omega_0}{2}} g_{\mathbf{k}+\frac{q}{2}, \pm, \omega+\frac{\Omega_0}{2}} \right]^{<}, \quad (27)$$

where

$$B_0 \equiv \frac{eE_i}{mV} e^{-i(\mathbf{q} \cdot \mathbf{x} - \Omega_0 t)} A_i^\pm(\mathbf{q}). \quad (28)$$

We will derive the leading contribution in the clean limit, $\tau \rightarrow \infty$. The calculation is lengthy, and so we present simply the result here. Details are presented in Appendix. The result is obtained as ($\tilde{s}^{\pm(1)} \equiv \tilde{s}^{\pm(A)} + \tilde{s}^{\pm(B)}$)

$$\begin{aligned} \tilde{s}^{\pm(1)}(\mathbf{x}, t) = & -\frac{i}{2\pi} \sum_{\mathbf{k}\mathbf{q}} \sum_i \frac{eE_i}{2mV} e^{-i\mathbf{q} \cdot \mathbf{x}} \sum_{\mu} A_{\mu}^{\pm}(\mathbf{q}) \tau \\ & \times \left[k_i J_{\mu} \left(-\left(k + \frac{q}{2} \right) \right) \frac{g_{\mathbf{k},\pm}^r - g_{\mathbf{k},\pm}^a}{\epsilon_{\mathbf{k}+\mathbf{q}} - \epsilon_{\mathbf{k}} \pm 2\Delta} - k_i J_{\mu} \left(\mathbf{k} + \frac{\mathbf{q}}{2} \right) \frac{g_{\mathbf{k},\mp}^r - g_{\mathbf{k},\mp}^a}{\epsilon_{\mathbf{k}+\mathbf{q}} - \epsilon_{\mathbf{k}} \mp 2\Delta} \right. \\ & \left. - i\pi q_i \left(g_{\mathbf{k},\mp}^r J_{\mu} \left(\mathbf{k} + \frac{\mathbf{q}}{2} \right) \delta(\epsilon_{\mathbf{k}+\mathbf{q}} - \epsilon_{\mathbf{k}} \mp 2\Delta) - g_{\mathbf{k},\pm}^a J_{\mu} \left(-\left(\mathbf{k} + \frac{\mathbf{q}}{2} \right) \right) \delta(\epsilon_{\mathbf{k}+\mathbf{q}} - \epsilon_{\mathbf{k}} \pm 2\Delta) \right) \right] \end{aligned} \quad (29)$$

In terms of \tilde{s}_{\parallel} and \tilde{s}_{\perp} , the equilibrium contribution (eq. (21)) is written as

$$\begin{aligned} \tilde{s}^{\parallel(0)}(\mathbf{x}, t) &= \frac{1}{\Delta} \sum_{\mathbf{q}} e^{-i\mathbf{q} \cdot \mathbf{x}} [\bar{A}_0^s(\mathbf{q}, \mathbf{x}) H_1(\mathbf{q}) + \bar{A}_0^a(\mathbf{q}, \mathbf{x}) H_2(\mathbf{q})] \\ \tilde{s}^{\perp(0)}(\mathbf{x}, t) &= \frac{1}{\Delta} \sum_{\mathbf{q}} e^{-i\mathbf{q} \cdot \mathbf{x}} [\bar{A}_0^a(\mathbf{q}, \mathbf{x}) H_1(\mathbf{q}) - \bar{A}_0^s(\mathbf{q}, \mathbf{x}) H_2(\mathbf{q})] \end{aligned} \quad (30)$$

where the correlation functions are given by

$$\begin{aligned} H_1(\mathbf{q}) &= \frac{\hbar\Delta}{V} \sum_{\mathbf{k}\pm} \text{P} \frac{f_{\mathbf{k}\pm}}{\pm 2\Delta + \frac{2\mathbf{k} \cdot \mathbf{q} + q^2}{2m}} \\ H_2(\mathbf{q}) &= \frac{\hbar\Delta}{V} \sum_{\mathbf{k}\pm} \frac{\pi}{2} (f_{\mathbf{k}+} - f_{\mathbf{k}-}) \delta \left(\pm 2\Delta + \frac{2\mathbf{k} \cdot \mathbf{q} + q^2}{2m} \right), \end{aligned} \quad (31)$$

and $\bar{A}_{\mu}^s(\mathbf{q}, \mathbf{x}) \equiv \frac{1}{2} \sum_{\pm} e^{\mp i\phi(\mathbf{x})} A_{\mu}^{\pm}$, and $\bar{A}_{\mu}^a(\mathbf{q}, \mathbf{x}) \equiv \frac{1}{2} \sum_{\pm} (\mp i) e^{\mp i\phi(\mathbf{x})} A_{\mu}^{\pm}$ (they depend on both \mathbf{q} and \mathbf{x}). They can be written as $\bar{A}_{\mu}^s(\mathbf{q}, \mathbf{x}) = \mathbf{e}_{s\phi}(\mathbf{x}) \cdot \mathbf{A}_{\mu}(\mathbf{q})$ and $\bar{A}_{\mu}^a(\mathbf{q}, \mathbf{x}) = \mathbf{e}_{\phi}(\mathbf{x}) \cdot \mathbf{A}_{\mu}(\mathbf{q})$, where $\mathbf{e}_{s\phi} \equiv (\cos \phi, \sin \phi, 0)$. Integration over \mathbf{k} is carried out to obtain

$$\begin{aligned} H_1(\mathbf{q}) &= s \tilde{H}_1(\mathbf{q}) \\ \tilde{H}_1(\mathbf{q}) &\equiv \frac{3}{4} \frac{1}{(3 + \zeta^2)} \frac{1}{\tilde{q}^2} \sum_{\pm} \left[-\frac{1}{2\tilde{q}} (\tilde{q}^2 - 1)(\tilde{q}^2 - \zeta^2) \ln \left| \frac{(\tilde{q} + 1)(\tilde{q} \pm \zeta)}{(\tilde{q} - 1)(\tilde{q} \mp \zeta)} \right| \pm (1 \pm \zeta)(\zeta \pm \tilde{q}^2) \right], \end{aligned} \quad (32)$$

where $\tilde{q} = |\mathbf{q}|/(2k_F)$, $s = \frac{k_F^3}{6\pi^2} \zeta(3 + \zeta^2)$ is electron spin density, and \tilde{H}_1 is normalized to be $\tilde{H}_1 = 1 + O(q^2)$. We also obtain

$$H_2(\mathbf{q}) = \frac{k_F^3 \zeta}{16\pi} \frac{1}{\tilde{q}} \sum_{\pm} \int_{1-\zeta}^{1+\zeta} d\tilde{k} \tilde{k} \theta(\tilde{k} \tilde{q} - |\tilde{q}^2 \pm \zeta|) \equiv k_F^3 \tilde{H}_2(\mathbf{q}), \quad (33)$$

where the integral is to be taken only in the regime $\tilde{k} > |\frac{1}{\tilde{q}}(\tilde{q}^2 \pm \zeta)|$. Correlation functions, \tilde{H}_1 and \tilde{H}_2 are plotted in q -space and real space in Fig. 3.

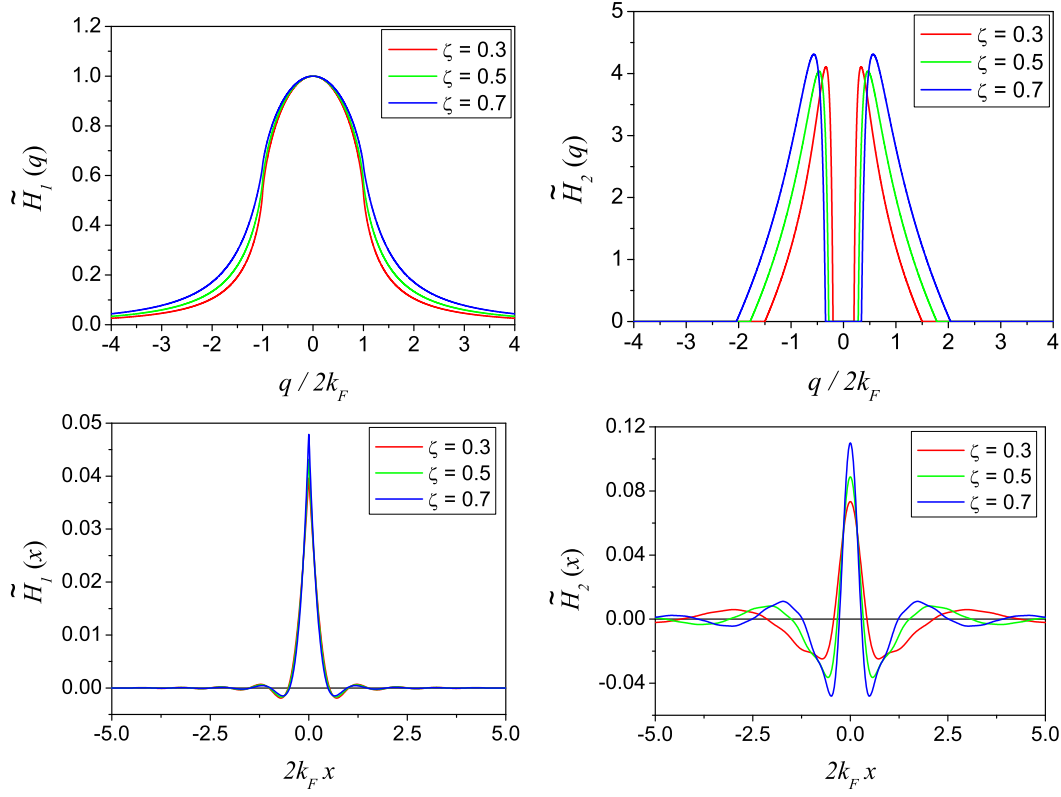


Fig. 3. Plot of correlation functions $\tilde{H}_1(q)$, $\tilde{H}_2(q)$ and their Fourier transform $\tilde{H}_1(x)$, $\tilde{H}_2(x)$, describing non-local component of spin density (and torque) in the absence of current. \tilde{H}_1 has a finite adiabatic component ($q = 0$ i.e., local component), while \tilde{H}_2 does not.

Similarly, current contributions are calculated as

$$\begin{aligned}\tilde{s}^{\parallel(1)}(\mathbf{x}, t) &= \frac{1}{\Delta} \sum_{\mathbf{q}} e^{-i\mathbf{q} \cdot \mathbf{x}} [(\mathbf{E} \cdot \bar{\mathbf{A}}^s) \chi_1(\mathbf{q}) + (\mathbf{E} \cdot \bar{\mathbf{A}}^a) \chi_2(\mathbf{q})] \\ \tilde{s}^{\perp(1)}(\mathbf{x}, t) &= \frac{1}{\Delta} \sum_{\mathbf{q}} e^{-i\mathbf{q} \cdot \mathbf{x}} [(\mathbf{E} \cdot \bar{\mathbf{A}}^a) \chi_1(\mathbf{q}) - (\mathbf{E} \cdot \bar{\mathbf{A}}^s) \chi_2(\mathbf{q})]\end{aligned}\quad (34)$$

where

$$\begin{aligned}\chi_1(\mathbf{q}) &= \frac{e\tau\Delta}{6\pi m^2 V} \sum_{\mathbf{k}\pm} \left(\mathbf{k} \cdot \left(\mathbf{k} + \frac{\mathbf{q}}{2} \right) \right) i \frac{g_{\mathbf{k}\pm}^r - g_{\mathbf{k}\pm}^a}{\epsilon_{\mathbf{k}+\mathbf{q}} - \epsilon_{\mathbf{k}} \pm 2\Delta} \\ \chi_2(\mathbf{q}) &= \frac{e\tau\Delta}{6\pi m^2 V} \sum_{\mathbf{k}\pm} \left(\pm \frac{\pi}{2} \right) \left(\mathbf{q} \cdot \left(\mathbf{k} + \frac{\mathbf{q}}{2} \right) \right) \delta(\epsilon_{\mathbf{k}+\mathbf{q}} - \epsilon_{\mathbf{k}} \pm 2\Delta) i (g_{\mathbf{k}\pm}^r - g_{\mathbf{k}\pm}^a)\end{aligned}\quad (35)$$

The summation over \mathbf{k} in eq. (35), is carried out by use of $\frac{1}{V} \sum_{\mathbf{k}} = \int d\epsilon \nu(\epsilon) \int_{-1}^1 \frac{d\cos\theta_{\mathbf{k}}}{2}$ where $\theta_{\mathbf{k}}$ is the angle of \mathbf{k} measured from \mathbf{q} direction. We carry out energy-integration first assuming that dominant pole arise from the green function and residue contribution from $\frac{1}{\epsilon_{\mathbf{k}+\mathbf{q}} - \epsilon_{\mathbf{k}} \pm 2\Delta}$ is neglected. After some calculation we obtain

$$\chi_1(\mathbf{q}) = \frac{e\tau}{2m} (n_+ - n_-) \tilde{\chi}_1(\mathbf{q})$$

$$\tilde{\chi}_1 \equiv \frac{1}{3 + \zeta^2} \sum_{\pm} (1 \pm \zeta) \left[1 + \frac{1 + \zeta^2 \pm \zeta - \tilde{q}^2}{2(1 \pm \zeta)\tilde{q}} \ln \left| \frac{(1 + \tilde{q})(\tilde{q} \pm \zeta)}{(1 - \tilde{q})(\tilde{q} \mp \zeta)} \right| \right], \quad (36)$$

where $n_{\pm} = \frac{k_{F\pm}^3}{6\pi^2}$ is spin-resolved electron density and $k_F \equiv \frac{1}{2}(k_{F+} + k_{F-})$, $\zeta \equiv \frac{k_{F+} - k_{F-}}{k_{F+} + k_{F-}}$. $\tilde{\chi}$ is normalized to be $\tilde{\chi} = 1 + O(\tilde{q}^2)$, and thus $\mathbf{E}\chi_1(\mathbf{q}) = \frac{1}{e}\mathbf{j}_s\tilde{\chi}_1(\tilde{q})$. We similarly obtain

$$\chi_2(q) = -\frac{m^2\Delta^2}{12\pi n k_F} \frac{\sigma_0}{e} \frac{\theta_{st}(q)}{\tilde{q}} \equiv \frac{\sigma_0}{e} \tilde{\chi}_2(q) \quad (37)$$

where

$$\tilde{\chi}_2(q) = -\frac{\pi}{4} \frac{\zeta^2}{1 + 3\zeta^2} \frac{\theta_{st}(q)}{\tilde{q}}, \quad (38)$$

and

$$\theta_{st}(q) \equiv \begin{cases} 1 & k_{F+} - k_{F-} \leq |q| \leq k_{F+} + k_{F-} \\ 0 & \text{otherwise} \end{cases} \quad (39)$$

represents the regime of Stoner excitation and $\sigma_0 = e^2 n \tau / m$ being the Boltzmann conductivity, $n = n_+ + n_-$ being total electron density. As is obvious, for small \tilde{q} , $\chi_2 = 0$. In real space representation,

$$\tilde{s}^{\parallel(1)}(\mathbf{x}) = \frac{1}{e\Delta} \sum_i \int d^3x' [j_s^i \tilde{\chi}_1(\mathbf{x} - \mathbf{x}') (\mathbf{e}_{s\phi}(\mathbf{x}) \cdot \mathbf{A}_i(\mathbf{x}')) + j^i \tilde{\chi}_2(\mathbf{x} - \mathbf{x}') (\mathbf{e}_{\phi}(\mathbf{x}) \cdot \mathbf{A}_i(\mathbf{x}'))] \quad (40)$$

and

$$\tilde{s}^{\perp(1)}(\mathbf{x}) = \frac{1}{e\Delta} \sum_i \int d^3x' [j_s^i \tilde{\chi}_1(\mathbf{x} - \mathbf{x}') (\mathbf{e}_{\phi}(\mathbf{x}) \cdot \mathbf{A}_i(\mathbf{x}')) - j^i \tilde{\chi}_2(\mathbf{x} - \mathbf{x}') (\mathbf{e}_{s\phi}(\mathbf{x}) \cdot \mathbf{A}_i(\mathbf{x}'))], \quad (41)$$

where $\mathbf{e}_{s\phi} \equiv (\cos \phi, \sin \phi, 0)$. Correlation functions, $\tilde{\chi}_1$ and $\tilde{\chi}_2$ are plotted in q -space and real space in Fig.⁷ Note that $\tilde{\chi}_1$ - and $\tilde{\chi}_2$ -terms are proportional to spin current and charge current, respectively, only in the adiabatic limit ($\tilde{q} = 0$), but not necessarily so when non-adiabaticity sets in, since $\tilde{\chi}_1(\tilde{q})$ and $\tilde{\chi}_2(\tilde{q})$ can depend on polarization ζ in a complicated way.

4. Torque in Landau-Lifshitz-Gilbert equation

The electron spin density induces a torque on local spin at \mathbf{x}

$$\boldsymbol{\tau}(\mathbf{x}) = -\frac{\Delta}{S} (\mathbf{S} \times \mathbf{s}) = \Delta (-\tilde{s}_{\perp} \mathbf{e}_{\theta} + \tilde{s}_{\parallel} \mathbf{e}_{\phi}) \quad (42)$$

Namely, θ - and ϕ -components of torque are given respectively by

$$\begin{aligned} \tau_{\theta} &= -\Delta \tilde{s}_{\perp} \\ \tau_{\phi} &= \Delta \tilde{s}_{\parallel} \end{aligned} \quad (43)$$

Thus, if one solves Landau-Lifshitz(-Gilbert) equation of local spin taking account of (42), one can include all the effects arising from conduction electron. From the above calculation,

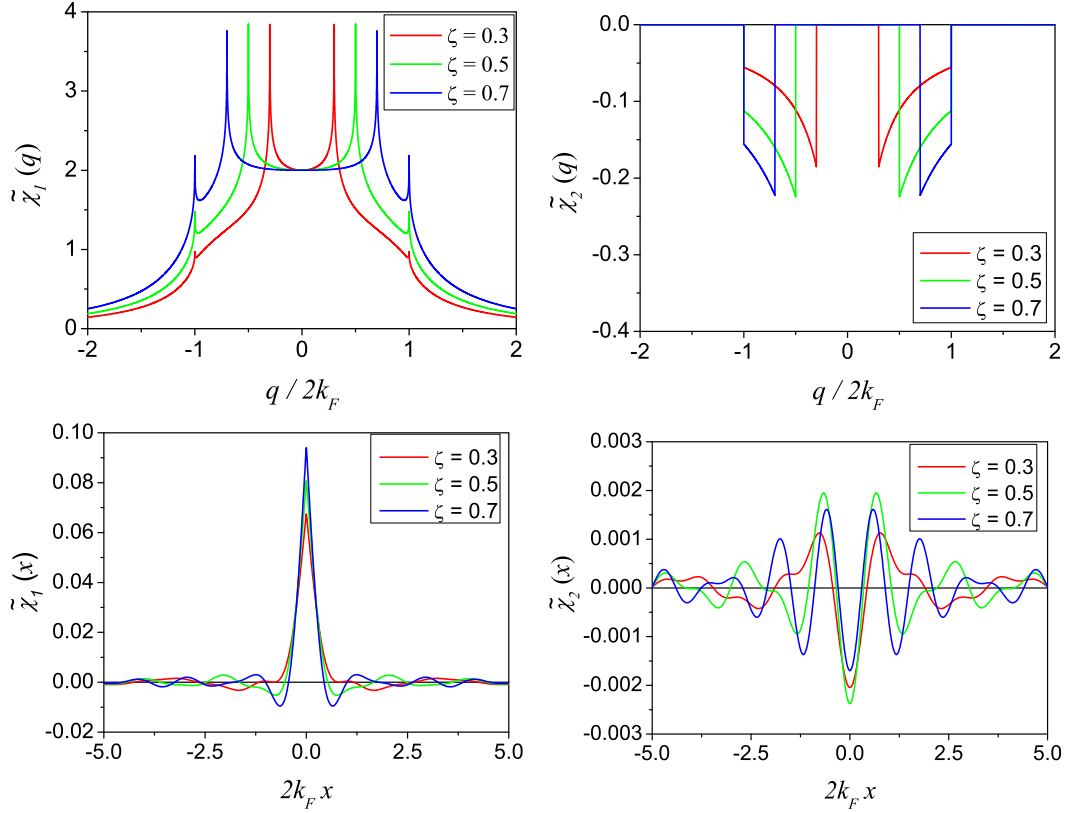


Fig. 4. Plot of correlation functions $\tilde{\chi}_1(q)$, $\tilde{\chi}_2(q)$ and their Fourier transform $\tilde{\chi}_1(x)$, $\tilde{\chi}_2(x)$, describing non-local component of spin density and torque in the presence of current. $\tilde{\chi}_1$ has a finite adiabatic component ($q = 0$ i.e., local component), while $\tilde{\chi}_2$ does not.

we have now full spin density as $\tilde{s}^\nu = \tilde{s}^{\nu(0)} + \tilde{s}^{\nu(1)}$ ($\nu = \parallel, \perp$). The torque acting on a spin at \mathbf{x} is then obtained as

$$\boldsymbol{\tau} = \boldsymbol{\tau}^{(0)} + \boldsymbol{\tau}^{(1)}, \quad (44)$$

where $\boldsymbol{\tau}^{(0)}$ is an equilibrium part,

$$\begin{aligned} \boldsymbol{\tau}^{(0)}(\mathbf{x}) = & \int d^3x' [H_1(\mathbf{x} - \mathbf{x}')(\mathbf{e}_\phi(\mathbf{x})(\mathbf{e}_{s\phi}(\mathbf{x}) \cdot \mathbf{A}_0(\mathbf{x}')) - \mathbf{e}_\theta(\mathbf{x})(\mathbf{e}_\phi(\mathbf{x}) \cdot \mathbf{A}_0(\mathbf{x}')))) \\ & + H_2(\mathbf{x} - \mathbf{x}')(\mathbf{e}_\phi(\mathbf{x})(\mathbf{e}_\phi(\mathbf{x}) \cdot \mathbf{A}_0(\mathbf{x}')) + \mathbf{e}_\theta(\mathbf{x})(\mathbf{e}_{s\phi}(\mathbf{x}) \cdot \mathbf{A}_0(\mathbf{x}')))] \end{aligned} \quad (45)$$

and the second part is due to current;

$$\begin{aligned} \boldsymbol{\tau}^{(1)}(\mathbf{x}) = & \sum_i \frac{j_s^i}{e} \int d^3x' [\tilde{\chi}_1(\mathbf{x} - \mathbf{x}')[\mathbf{e}_\theta(\mathbf{x})(\mathbf{e}_\phi(\mathbf{x}) \cdot \mathbf{A}_i(\mathbf{x}')) - \mathbf{e}_\phi(\mathbf{x})(\mathbf{e}_{s\phi}(\mathbf{x}) \cdot \mathbf{A}_i(\mathbf{x}')))] \\ & + \sum_i \frac{j_i}{e} \int d^3x' [\tilde{\chi}_2(\mathbf{x} - \mathbf{x}')[\mathbf{e}_\theta(\mathbf{x})(\mathbf{e}_{s\phi}(\mathbf{x}) \cdot \mathbf{A}_i(\mathbf{x}')) + \mathbf{e}_\phi(\mathbf{x})(\mathbf{e}_\phi(\mathbf{x}) \cdot \mathbf{A}_i(\mathbf{x}'))]] \end{aligned} \quad (46)$$

In the adiabatic limit, $H_1(\mathbf{x} - \mathbf{x}') \rightarrow s\delta(\mathbf{x} - \mathbf{x}')$ and $\tilde{\chi}_1(\mathbf{x} - \mathbf{x}') \rightarrow \delta(\mathbf{x} - \mathbf{x}')$ become local,

and H_2 and $\tilde{\chi}_2$ vanish. Thus total torque reduces to a local one;

$$\begin{aligned}\boldsymbol{\tau}_{\text{ad}}(\mathbf{x}) &= \left[\mathbf{e}_\theta(\mathbf{x}) \times \left(\mathbf{e}_\phi(\mathbf{x}) \times \left[sA_0(\mathbf{x}) + \sum_i \frac{\mathbf{j}_s}{e} \mathbf{A}_i(\mathbf{x}) \right] \right) \right] \\ &= \frac{1}{2} \left(s\partial_t + \frac{a^3}{e} \mathbf{j}_s \cdot \nabla \right) \mathbf{e}_s\end{aligned}\quad (47)$$

where we used $(\mathbf{e}_{s\phi}(\mathbf{x}) \cdot \mathbf{A}_\mu(\mathbf{x})) = (\mathbf{e}_\theta(\mathbf{x}) \cdot \mathbf{A}_\mu(\mathbf{x})) = A_\mu^\parallel$ and $(\mathbf{e}_\phi(\mathbf{x}) \cdot \mathbf{A}_\mu(\mathbf{x})) = A_\mu^\perp$. When non-adiabaticity sets in, we see that 1. the torque becomes non-local, 2. torque in θ - and ϕ -direction become mixed as seen by comparing χ_1 term and χ_2 term. The second role to mix torque components is very important, since it means that the non-adiabaticity mixes spin-transfer torque (τ_z) and force (F). The oscillating torque found here is consistent with the observation of Ref.^{12,13} The oscillation is of order of $2k_F$ as seen in Fig. 3. Thus this non-local torque is of quantum origin. Classical estimate of electron spin or torque (such as based on Landau-Lifshitz(-Gilbert) equation) thus fails when non-adiabaticity is taken account of.

Let us denote the torque above as

$$\boldsymbol{\tau} = \boldsymbol{\tau}_{\text{ad}} + \boldsymbol{\tau}_{\text{nl}}, \quad (48)$$

where $\boldsymbol{\tau}_{\text{nl}} (\equiv \boldsymbol{\tau} - \boldsymbol{\tau}_{\text{ad}})$ is purely non-local. We here take account of torque arising from spin relaxation considered in Ref.,¹⁰

$$\boldsymbol{\tau}_{\text{sf}} = \frac{\alpha_{\text{sf}}}{S} \mathbf{S} \times \dot{\mathbf{S}} + \frac{a^3}{2eS} \beta_{\text{sf}} (\mathbf{S} \times (\mathbf{j}_s \cdot \nabla) \mathbf{S}), \quad (49)$$

where α_{sf} and β_{sf} are proportional to spin reaxation rate (see eq. (82)(83) below). (Spin relaxation process also produces non-local torque, but this contribution has been not been addressed so far, since it is small correction in the present context.) The total torque due to electron so far known is therefore summarized as

$$\boldsymbol{\tau}_{\text{tot}} = \boldsymbol{\tau}_{\text{ad}} + \boldsymbol{\tau}_{\text{nl}} + \boldsymbol{\tau}_{\text{sf}}, \quad (50)$$

and effective equation of motion of local spin is given by

$$\partial_t \mathbf{S} = \frac{\alpha_0}{S} \mathbf{S} \times \dot{\mathbf{S}} + \frac{g\mu_B}{\hbar} \mathbf{B}_{\text{eff}} \times \mathbf{S} + \boldsymbol{\tau}_{\text{tot}}, \quad (51)$$

where α_0 and \mathbf{B}_{eff} are Gilbert damping and effective field both from non-electron source. Using eq. (47), we can write it as

$$\left[\left(S + \frac{s}{2} \right) \partial_t - \frac{a^3}{2e} \mathbf{j}_s \cdot \nabla \right] \mathbf{e}_s = \frac{\alpha}{S} \mathbf{S} \times \dot{\mathbf{S}} + \frac{a^3}{2eS} \beta_{\text{sf}} (\mathbf{S} \times (\mathbf{j}_s \cdot \nabla) \mathbf{S}) + \boldsymbol{\tau}_{\text{nl}} + \frac{g\mu_B}{\hbar} \mathbf{B}_{\text{eff}} \times \mathbf{S}, \quad (52)$$

where $\alpha \equiv \alpha_0 + \alpha_{\text{sf}}$. We see here in the first term that the magnetization is now $S + \frac{s}{2}$, i.e., that of total spin, local spin plus conduction electron spin. Importance of using total spin instead of local spin in the current-driven domain wall motion was stressed recently,¹¹ but extra magnetization from conduction electron is naturally taken account of in the present formalism (by a time-component of gauge field). We stress here that this effective Landau-

Lifshitz-Gilbert equation (with β - and non-local torques) was mathematically derived. Thus Gilbert damping, which was recently argued to be incorrect in the presence of current,²⁴ is justified. As we see here, α and β are finite does not necessarily equal,¹⁰ in contrast to the observation in ref.⁹

5. Force

Let us derive the expression for the force acting on spin structure. The force is defined as the energy change when the structure is shifted. Considering a displacement $\mathbf{x} \rightarrow \mathbf{x} + \mathbf{X}$, the force due to electron reads^{1,6}

$$F_j \equiv -\frac{\delta H_{\text{ex}}}{\delta X_j} = -\frac{\Delta}{S} \int d^3x \nabla_j \mathbf{S} \cdot \mathbf{s}. \quad (53)$$

Using $\frac{1}{S} \nabla \mathbf{S} = \mathbf{e}_\theta \nabla \theta + \mathbf{e}_\phi \sin \theta \nabla \phi$ and $\mathbf{e}_s \times \mathbf{e}_\theta = -\mathbf{e}_\phi$, $\mathbf{e}_s \times \mathbf{e}_\phi = \mathbf{e}_\theta$, we obtain

$$\mathbf{F} = 2\Delta \int d^3x \left(\tilde{s}_\parallel \mathbf{A}^\perp - \tilde{s}_\perp \mathbf{A}^\parallel \right). \quad (54)$$

This expression is equivalent to that obtained in Ref.¹⁹

It is calculated from Eqs. (18)(A.10) (noting $g_{\mathbf{k}\sigma}^r \simeq -i\pi\delta(\epsilon_{\mathbf{k}\sigma})$, on \mathbf{k} -integral) as

$$\begin{aligned} \mathbf{F} = & -\sum_{\pm} \sum_{\mathbf{k}\mathbf{q}} \sum_{ij} \frac{eE_i\tau\Delta}{m^2V} (\pm)\delta(\epsilon_{\mathbf{k}\pm}) \\ & \times \left[k_i \left(k + \frac{q}{2} \right)_j \frac{-i}{\epsilon_{\mathbf{k}+\mathbf{q}} - \epsilon_{\mathbf{k}} \pm 2\Delta} \left(A_j^\pm(\mathbf{q}) \mathbf{A}^\mp(-\mathbf{q}) - A_j^\mp(\mathbf{q}) \mathbf{A}^\pm(-\mathbf{q}) \right) \right. \\ & \left. - \pi q_i \left(\mathbf{k} + \frac{\mathbf{q}}{2} \right)_j \delta(\epsilon_{\mathbf{k}+\mathbf{q}} - \epsilon_{\mathbf{k}} \pm 2\Delta) \left(A_j^\pm(\mathbf{q}) \mathbf{A}^\mp(-\mathbf{q}) + A_j^\mp(\mathbf{q}) \mathbf{A}^\pm(-\mathbf{q}) \right) \right] \quad (55) \end{aligned}$$

The second term vanishes in the adiabatic limit ($q = 0$) while the first term remains finite. We now demonstrate that the second term represents the reflection of the electron due to the spin texture, and thus to a resistivity by spin texture. In fact, we find by using $\epsilon_{\mathbf{k}+\mathbf{q}} - \epsilon_{\mathbf{k}} = \frac{1}{m} \mathbf{q} \cdot (\mathbf{k} + \frac{\mathbf{q}}{2})$ that the second term (we call $F^{(\text{na})}$) is

$$F_j^{(\text{na})} = -\sum_{\pm} \sum_{\mathbf{k}\mathbf{q}} \sum_i \frac{4\pi eE_i\tau\Delta^2}{mV} \delta(\epsilon_{\mathbf{k}\pm}) \delta(\epsilon_{\mathbf{k}+\mathbf{q}} - \epsilon_{\mathbf{k}} \pm 2\Delta) A_i^\pm(\mathbf{q}) A_j^\mp(-\mathbf{q}) \quad (56)$$

We can show that this force is proportional to the resistivity due to spin structure, which is obtained based on Mori formula as (in the case of current along z -direction)

$$\rho_S = \frac{4\pi\Delta^2}{e^2 n^2} \frac{1}{V} \sum_{\mathbf{k}\mathbf{q}\sigma} |A_z^\sigma(\mathbf{q})|^2 \delta(\epsilon_{\mathbf{k}+\mathbf{q},-\sigma} - \epsilon_{\mathbf{k},\sigma}) \delta(\epsilon_{\mathbf{k},\sigma}). \quad (57)$$

In fact,

$$\mathbf{F}^{(\text{na})} = \frac{e^3 \mathbf{E} \tau}{m} \rho_S n^2 V = e N_e \rho_S \mathbf{j} \quad (58)$$

where $N_e = nV$ is total electron number. This is the result of Ref.⁶ extended to a general spin structure. Derivation of resistivity by use of Mori formula is shown below in Section 6.

If reflection is included in $F^{(\text{na})}$, what then is the origin of the first term of Eq. (55)? It

becomes clear if we consider the adiabatic limit. In fact, the first term reduces in this limit to

$$\begin{aligned} F_j^{(\text{ad})} &= \sum_{\pm} \sum_{\mathbf{k}\mathbf{q}} \sum_i \frac{eE_i\tau}{2m} n_{\pm} i\delta(\epsilon_{\mathbf{k}\pm}) k^2 \left(A_i^{\pm}(\mathbf{q}) A_j^{\mp}(-\mathbf{q}) + A_i^{\mp}(\mathbf{q}) A_j^{\pm}(-\mathbf{q}) \right) \\ &= i \frac{j_{si}}{e} \int d^3x \left(A_i^+(\mathbf{x}) A_j^-(\mathbf{x}) - A_i^-(\mathbf{x}) A_j^+(\mathbf{x}) \right) \end{aligned} \quad (59)$$

By using

$$\left(A_i^+(\mathbf{x}) A_j^-(\mathbf{x}) - A_i^-(\mathbf{x}) A_j^+(\mathbf{x}) \right) = -i \frac{1}{2} \sin \theta (\partial_i \theta \partial_j \phi - \partial_j \theta \partial_i \phi), \quad (60)$$

and

$$\partial_i \mathbf{S} \times \partial_j \mathbf{S} = e_s S^2 \sin \theta (\partial_i \theta \partial_j \phi - \partial_j \theta \partial_i \phi), \quad (61)$$

we see that

$$F_j^{\text{ad}} = \frac{1}{2S^3} \sum_i \frac{j_{si}}{e} \int d^3x \mathbf{S} \cdot (\partial_i \mathbf{S} \times \partial_j \mathbf{S}) = 2\pi \sum_i \frac{j_{si}}{e} \Phi_{ij}, \quad (62)$$

where

$$\Phi_{ij} \equiv \frac{1}{4\pi S^3} \int d^3x \mathbf{S} \cdot (\partial_i \mathbf{S} \times \partial_j \mathbf{S}), \quad (63)$$

is a vortex number defined in 3-dimensions. In the case of thin system this reduces to

$$\Phi_{ij} = n_v d, \quad (64)$$

where d is thickness of the system, and

$$n_v \equiv \frac{1}{4\pi S^3} \int d^2x \mathbf{S} \cdot (\partial_i \mathbf{S} \times \partial_j \mathbf{S}), \quad (65)$$

is a topological number. This force is in fact a back-reaction of the Hall effect due to spin chirality.^{20–22} It was derived first phenomenologically by Berger,³³ and rigorously in Ref.,¹⁹ and also assuming a vortex structure in Ref.³⁴ Note that the adiabatic force is included in (adiabatic) spin transfer torque, while non-adiabatic force is not. The two forces are schematically described in Fig. 5.

6. Resistivity and Hall resistivity by Mori formula

Resistivity of domain wall was calculated by Cabrera and Falicov²⁵ and also one of the authors.^{26–28} Here we derive resistivity (both diagonal and off-diagonal (i.e., Hall) components) due to general spin texture based on linear response theory (Mori formula^{29,30})²⁸ in the clean limit of $\tau \rightarrow \infty$. Mori formula relates the resistivity ρ_{Sij} (ij being spatial directions) to the correlation of random forces in the weak scattering case as

$$\rho_{Sij} = \left(\frac{e^2 n}{m} \right)^{-2} \lim_{\omega \rightarrow 0} \frac{1}{\hbar \omega} \text{Im} [\chi_{J_i J_j}(\hbar \omega) - \chi_{J_i J_j}(0)]. \quad (66)$$

Here $\chi_{J_i J_j}(i\omega_\ell) \equiv -(\hbar/\beta V) < \dot{J}_i(i\omega_\ell) \dot{J}_j(-i\omega_\ell) >$ with $\dot{J}_i \equiv dJ_i/dt = \frac{i}{\hbar} [H, J_i]$, where H is the total Hamiltonian and $J_i \equiv \frac{e\hbar}{m} \sum_{\mathbf{k}} k_i c^\dagger_{\mathbf{k}} c_{\mathbf{k}}$ is the total current. The correlation function $\chi_{jj}(\hbar\omega)$ in eq. (66) denotes an analytical continuation of the correlation function calculated

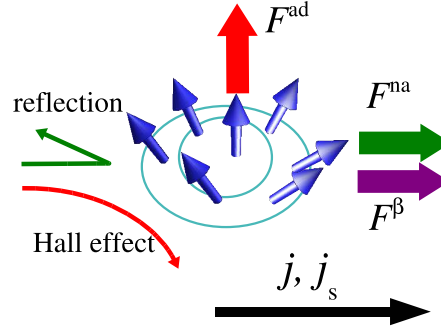


Fig. 5. Schematic summary of three forces acting on spin structures. Electron reflection pushes the structure along the current flow (F^{na}), and Hall effect due to spin chirality results in a force in perpendicular direction (F^{ad}). Spin relaxation results in a force along the current (F^{β}).

for imaginary frequency, i.e., $\chi_{jj}(\hbar\omega) \equiv \chi_{jj}(i\omega_\ell \rightarrow \hbar\omega + i0)$.

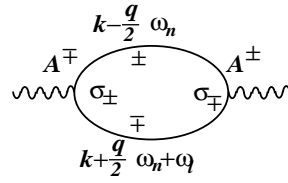


Fig. 6. The diagram which represents the resistivity in Mori formula at the lowest order in the gauge field.

The non-conservation of the current (i.e., finite \dot{J}) arises from the scattering by the spin texture. In fact eq. (12) lead to

$$\begin{aligned} \dot{J}_i &= i \left(\frac{e}{m} \right) \sum_{\mathbf{k}, \mathbf{q}} \left[-2\Delta \sum_{\sigma} A_i^{-\sigma} a_{\mathbf{k}+\mathbf{q}\sigma}^{\dagger} a_{\mathbf{k}} \right. \\ &\quad \left. + \frac{\hbar^2}{2m} (A_i^{\alpha} ((2\mathbf{k} + \mathbf{q}) \cdot \mathbf{q}) - q_i (\mathbf{A}^{\alpha} \cdot (2\mathbf{k} + \mathbf{q})) - \hbar q_i A_0^{\alpha}) a_{\mathbf{k}+\mathbf{q}\sigma}^{\dagger} a_{\mathbf{k}} \right], \end{aligned} \quad (67)$$

where we neglected higher order term in A . We consider a static spin texture (i.e., $A_0 = 0$), and then

$$\dot{J}_i = -i2 \left(\frac{e}{m} \right) \Delta \sum_{\mathbf{k}, \mathbf{q}} \sum_{\sigma} A_i^{-\sigma} a_{\mathbf{k}+\mathbf{q}\sigma}^{\dagger} a_{\mathbf{k}}. \quad (68)$$

The Fourier transform in the imaginary time τ , defined as $\dot{J}_i(i\omega_\ell) \equiv \int_0^\beta e^{-i\omega_\ell \tau} \dot{J}_i(\tau)$, where $\omega_\ell \equiv \frac{2\pi\ell}{\beta}$ is a bosonic thermal frequency, is given as

$$\dot{J}_i(i\omega_\ell) = -i2 \left(\frac{e}{m} \right) \Delta \sum_{\mathbf{k}, \mathbf{q}, n} \sum_{\sigma} A_i^{-\sigma} a_{\mathbf{k}+\mathbf{q}, n+\ell\sigma}^{\dagger} a_{\mathbf{k}, n}, \quad (69)$$

where $a_{\mathbf{k},n} \equiv \frac{1}{\sqrt{\beta}} \int_0^\beta e^{i\omega_n \tau} a_{\mathbf{k}}(\tau) d\tau$ and ω_n represents Fermionic frequency $\omega_n \equiv \frac{\pi(2n-1)}{\beta}$. The thermal correlation function is then obtained as

$$\chi_{j_i j_j}(i\omega_\ell) = -\hbar \left(\frac{2e\Delta}{m} \right)^2 \frac{1}{V} \sum_{\mathbf{k}q\sigma} A_i^\sigma(\mathbf{q}) A_j^{-\sigma}(-\mathbf{q}) \frac{1}{\beta} \sum_n G_{\mathbf{k}+q,n+\ell,-\sigma} G_{\mathbf{k}n\sigma}, \quad (70)$$

where imaginary time Green function is defined as

$$G_{\mathbf{k}n\sigma} = \frac{1}{i\omega_n - \epsilon_{\mathbf{k}\sigma}}. \quad (71)$$

The summation over ω_n is carried out to obtain

$$\chi_{j_i j_j}(i\omega_\ell) = -\hbar \left(\frac{2e\Delta}{m} \right)^2 \frac{1}{V} \sum_{\mathbf{k}q\sigma} A_i^\sigma(\mathbf{q}) A_j^{-\sigma}(-\mathbf{q}) \frac{f(\epsilon_{\mathbf{k}+q,-\sigma}) - f(\epsilon_{\mathbf{k},\sigma})}{\epsilon_{\mathbf{k}+q,-\sigma} - \epsilon_{\mathbf{k},\sigma} - i\omega_\ell}, \quad (72)$$

Thus the resistivity is obtained as

$$\rho_{Sij} = \lim_{\omega \rightarrow 0} \frac{4\Delta^2}{e^2 n^2} \frac{1}{V} \sum_{\mathbf{k}q\sigma} \text{Im} \left[A_i^\sigma(\mathbf{q}) A_j^{-\sigma}(-\mathbf{q}) \frac{1}{\omega} \frac{f(\epsilon_{\mathbf{k}+q,-\sigma}) - f(\epsilon_{\mathbf{k},\sigma})}{\epsilon_{\mathbf{k}+q,-\sigma} - \epsilon_{\mathbf{k},\sigma} - \omega - i0} \right], \quad (73)$$

The resistivity is then obtained as (choosing the current direction as z)

$$\rho_S \equiv \rho_{Szz} = \frac{4\pi\Delta^2}{e^2 n^2} \frac{1}{V} \sum_{\mathbf{k}q\sigma} |A_z^\sigma(\mathbf{q})|^2 \delta(\epsilon_{\mathbf{k}+q,-\sigma} - \epsilon_{\mathbf{k},\sigma}) \delta(\epsilon_{\mathbf{k},\sigma}). \quad (74)$$

Thus, reflection force of Eq. (56) is proportional to resistivity due to spin as we explained in Eq. (58). The \mathbf{k} -summation can be carried out easily as

$$\frac{1}{V} \sum_{\mathbf{k}} \delta(\epsilon_{\mathbf{k}+q,-\sigma} - \epsilon_{\mathbf{k},\sigma}) \delta(\epsilon_{\mathbf{k},\sigma}) = \frac{\nu_\sigma m}{2k_F \sigma q} \theta_{\text{st}}(q), \quad (75)$$

where $q \equiv |\mathbf{q}|$.

Resistance, $R_S \equiv \frac{L}{A} \rho_S$, due to spin texture is related to the reflection probability R according to four-terminal Landauer-Büttiker formula³¹ as $R_S = \frac{\pi\hbar}{e^2} \frac{R}{1-R}$, and so Eq. (58) indeed relates the force to the reflection of the electron. Eq. (58) can be also written by use of density of states $N(0) = \frac{mk_F V}{2\pi^2 \hbar}$ (neglecting here spin splitting) as

$$F_e^{\text{na}} = \frac{1}{3} e V_S N(0) 2k_F \hbar \frac{k_F \hbar}{mL}, \quad (76)$$

where $V_S \equiv R_S I$ is a voltage drop by spin texture and $I \equiv A j$ is current (A being the crosssection). This equation clearly indicates that the force is due to the momentum transfer ($2k_F \hbar$ per electron, with frequency of $\frac{k_F \hbar}{mL}$) multiplied by the number of the electron which contribute to the resistance ($\frac{1}{3} e V_S N(0)$).

In contrast to the diagonal component of resistivity, which vanishes in the adiabatic limit, off-diagonal (i.e., Hall) component remains finite in this limit. In fact, we find

$$\begin{aligned} \rho_{Sij}^{\text{ad}} &= \lim_{\omega \rightarrow 0} \left(\frac{4\Delta^2}{e^2 n^2} \right) \frac{1}{V} \sum_{\mathbf{k}q\sigma} \text{Im} \left[A_i^\sigma(\mathbf{q}) A_j^{-\sigma}(-\mathbf{q}) \frac{1}{\omega} \frac{f(\epsilon_{\mathbf{k},-\sigma}) - f(\epsilon_{\mathbf{k},\sigma})}{2\sigma\Delta - \omega} \right] \\ &= -\frac{1}{\hbar e^2 n^2 V} \sum_{\mathbf{q}} \text{Im} \left[A_i^\sigma(\mathbf{q}) A_j^{-\sigma}(-\mathbf{q}) \right] \sum_{\mathbf{k}\sigma} f(\epsilon_{\mathbf{k},\sigma}) \end{aligned}$$

$$= \frac{n_+ - n_-}{2\hbar e^2 n^2 V} \int d^3x \mathbf{e}_s \cdot (\partial_i \mathbf{S} \times \partial_j \mathbf{S}) = \frac{2\pi S^2 P}{\hbar e^2 n V} \Phi_{xy}. \quad (77)$$

(Correctly, we have retained antisymmetric component, $\frac{1}{2}(\rho_{Sij} - \rho_{Sji})$ in the second line.) This is a Hall effect caused by a spin chirality, or spin Berry phase²⁰ demonstrated in slowly varying case.^{21,22} Comparing eqs. (62)(77), we see that the force in the adiabatic limit is exactly due to the Hall effect from spin chirality,

$$\begin{aligned} F_j^{\text{ad}} &= \frac{2e^2 n^2}{n_+ - n_-} \sum_i j_{si} \rho_{Sij} \\ &= e^2 n \sum_i j_i \rho_{Sij}. \end{aligned} \quad (78)$$

7. Spin relaxation

Let us briefly look into here the role of spin relaxation discussed in Ref.¹⁰ The spin flip scattering was introduced there as

$$H_{\text{sf}} = u_s \int d^3x \sum_i \mathbf{S}_i \delta(\mathbf{x} - \mathbf{R}_i) (c^\dagger \boldsymbol{\sigma} c)_{\mathbf{x}}, \quad (79)$$

where \mathbf{S}_i represents impurity spin at site \mathbf{R}_i . (The spin-orbit interaction leads to essentially the same results as spin flip case here.) A quenched average for the impurity spin was taken as

$$\overline{S_i^\alpha S_j^\beta} = \delta_{ij} \delta_{\alpha\beta} \times \begin{cases} \overline{S_\perp^2} & (\alpha, \beta = x, y) \\ \overline{S_z^2} & (\alpha, \beta = z) \end{cases} \quad (80)$$

They considered the adiabatic limit, and obtained a torque due to spin flip scattering as

$$\boldsymbol{\tau}_{\text{sf}} = \frac{\alpha_{\text{sf}}}{S} \mathbf{S} \times \dot{\mathbf{S}} + \frac{a^3}{2eS} \beta_{\text{sf}} (\mathbf{S} \times (\mathbf{j}_s \cdot \nabla) \mathbf{S}), \quad (81)$$

where coefficients are given by

$$\alpha_{\text{sf}} = \pi n_s u_s^2 \left[2\overline{S_z^2} \nu_\uparrow \nu_\downarrow + \overline{S_\perp^2} (\nu_\uparrow^2 + \nu_\downarrow^2) \right]. \quad (82)$$

$$\beta_{\text{sf}} = \frac{\pi n_s u_s^2}{\Delta} \left[(\overline{S_\perp^2} + \overline{S_z^2}) \nu_+ + \frac{1}{P_j} (\overline{S_\perp^2} - \overline{S_z^2}) \nu_- \right], \quad (83)$$

and n_s denotes the concentration of magnetic impurity. Spin relaxation process also produces non-local torque, but this contribution has been not been addressed so far, since it is small correction in the present context.

The torque, $\boldsymbol{\tau}_{\text{sf}}$, is due to the spin polarization caused by spin relaxation ($\boldsymbol{\tau}_{\text{sf}} = -\frac{\Delta}{S} \mathbf{S} \times \mathbf{s}_{\text{sf}}$)

$$\mathbf{s}_{\text{sf}} = -\frac{1}{\Delta a^3} \left(\alpha_{\text{sf}} \dot{\mathbf{S}} + \frac{a^3}{2eS} \beta_{\text{sf}} (\mathbf{j}_s \cdot \nabla) \mathbf{S} \right). \quad (84)$$

This spin density gives rise to a force

$$F_i^{\text{sf}} = \frac{1}{S} \int \frac{d^3x}{a^3} \nabla_i \mathbf{S} \cdot \left(\alpha_{\text{sf}} \dot{\mathbf{S}} + \frac{a^3}{2eS} \beta_{\text{sf}} (\mathbf{j}_s \cdot \nabla) \mathbf{S} \right). \quad (85)$$

The force due to β term is thus given as^{7,8,19}

$$\mathbf{F}^\beta = \frac{1}{2eS} \gamma \beta_{\text{sf}} \mathbf{j}_s, \quad (86)$$

where $\gamma \equiv \int d^3x (\nabla_i \mathbf{S})^2$, with $\hat{\mathbf{i}} \parallel \mathbf{j}_s$. If we consider quasi two-dimensional system, the total force due to current, $\mathbf{F} = \mathbf{F}^{(\text{na})} + \mathbf{F}^{(\text{ad})} + \mathbf{F}^\beta$, is thus summarized as

$$\mathbf{F} = \mathbf{j} \left(e N_e \rho_S + P \gamma \frac{1}{2eS} \beta_{\text{sf}} \right) + P \frac{a^3}{2eS} \mathbf{j} \times \mathbf{g}, \quad (87)$$

where $P = j_s/j$ is polarization of current and $\mathbf{g} \equiv \frac{4\pi S}{a^3} \Phi_{xy} \mathbf{e}_z$ is gyrovector of vorticity.^{32,34} We see that the two non-adiabaticity, due to fast spin texture and spin relaxation, both result in a force in the same direction, along the current.

8. Motion of a vortex

Let us consider specifically the case of a single vortex in a film in a xy -plane. As was explained in Ref.,³⁴ the Lagrangian of a single vortex in terms of its position, $\mathbf{X} = (x, y)$ is given as

$$L_v = \frac{1}{2} \mathbf{g} \cdot (\dot{\mathbf{X}} \times \mathbf{X}) - U(\mathbf{X}), \quad (88)$$

where $\mathbf{g} \equiv g \mathbf{e}_z$, $g = \frac{4\pi \hbar S}{a^3} \Phi_{xy}$ and U denotes all the potential energy, including the effect of current. (Note that in Ref.,³⁴ the effect of current in the adiabatic limit is considered separately from U as a spin-torque term.) The equation of motion is thus given by³⁴

$$\dot{\mathbf{X}} = \frac{1}{g} \mathbf{e}_z \times (\mathbf{F} - \tilde{\alpha} \dot{\mathbf{X}}), \quad (89)$$

where $\mathbf{F} \equiv \frac{\partial}{\partial \mathbf{X}} U(\mathbf{X})$ and $\tilde{\alpha} \equiv \alpha \frac{\hbar S}{a^3} d \int d^2x [(\nabla \theta)^2 + \sin^2 \theta (\nabla \phi)^2]$. As seen, vortex has a velocity perpendicular to the applied force, $\dot{\mathbf{X}} \perp \mathbf{F}$, which might sound strange but is an interesting feature of topological object. The force due to current is given by Eq. (87), and so Eq. (89) reduces to

$$\dot{\mathbf{X}} = \frac{a^3}{2eS} \mathbf{j}_s + \mathbf{e}_z \times \left(\frac{f}{e} \mathbf{j} - \frac{a^3 \tilde{\alpha}}{4\pi S \Phi_{xy}} \dot{\mathbf{X}} \right), \quad (90)$$

where $f = \frac{a^3}{8\pi S^2 \Phi_{xy}} (2Se^2 N_e \rho_S + \gamma P \beta_{\text{sf}})$. The perpendicular force on the vortex of the adiabatic origin ($\mathbf{j} \times \mathbf{g}$ in Eq. (87)) is thus simply a spin torque, which tries to flow the vortex in the current direction. This is easily understood since spin torque and time-derivative term of Landau-Lifshitz equation are combined into a Lagrange derivative along current flow, $\partial_t \rightarrow (\partial_t - \frac{1}{2eS} \mathbf{j}_s \cdot \nabla)$, which indicates that spin transfer torque drives any spin structure along the spin current.

Let us consider a single vortex in a film in more detail. The Hamiltonian of local spin is modeled as

$$H_v = \frac{S^2 d}{2} \int d^2x [J[(\nabla \theta)^2 + \sin^2 \theta (\nabla \phi)^2] + K_\perp \cos^2 \theta] \quad (91)$$

Since we cannot obtain vortex solution analytically, we approximate it as

$$\phi = \tan^{-1} \frac{y}{x} \pm \frac{\pi}{2}, \quad \theta = \begin{cases} \frac{\pi}{2} & r > \lambda_v \\ \frac{\pi}{2(1-e^{-1})}(1 - e^{-r^2/\lambda_v^2}) & r \leq \lambda_v \end{cases}, \quad (92)$$

where $r \equiv \sqrt{x^2 + y^2}$ and λ_v is a size of vortex core. Then the gauge field is given as $A_i^\pm \sim \pm i \frac{x_i(x \pm iy)}{\lambda_v^2 r} e^{-r^2/\lambda_v^2} \theta(\lambda_v - r)$, neglecting small contribution from outside the core. Choosing the current direction as x , we obtain the Fourier transform as (A is the area of the film)

$$A_x^\pm(\mathbf{q}) = \pm i \pi \frac{\lambda_v}{2A} (\sqrt{\pi}(1 - 2q^2 \lambda_v^2) + 2iq \lambda_v) e^{-\frac{\lambda_v^2 q^2}{4}}. \quad (93)$$

The resistivity due to core is then calculated as

$$\rho_v \simeq \frac{\pi^2}{2} \frac{m^2 k_F \Delta^2 \lambda_v^2}{e^2 n^2 A} e^{-2\zeta^2 k_F^2 \lambda_v^2} \quad (94)$$

where we used the fact that resistivity is dominated by contribution from $q \lesssim k_{F+} - k_{F-} = 2k_F \zeta$. The non-adiabatic force is then given as

$$F^{\text{na}} \simeq \frac{j}{e} \hbar \left(\frac{\Delta}{\epsilon_F} \right)^2 (k_F \lambda_v)^2 d e^{-2\zeta^2 k_F^2 \lambda_v^2}. \quad (95)$$

On the other hand, the force due to topological Hall effect is given by

$$F^{\text{ad}} \simeq \frac{j}{e} \hbar \quad (96)$$

for a vortex with $n_v = 1$.

Let us estimate the magnitude of the Hall effect. Hall resistivity is given as

$$\rho_{xy} \simeq \frac{2\pi S^2 P n_v}{\hbar e^2 n A} \quad (97)$$

The Hall conductivity is given by $\sigma_{xy} = \sigma_0 \frac{\rho_{xy}/\rho_0}{1 + (\rho_{xy}/\rho_0)^2}$ ($\sigma_0 = \rho_0^{-1}$ is Boltzmann conductivity) and so the ratio of the Hall current to applied current is obtained as

$$\frac{j_\perp}{j_0} = \rho_{xy}/\rho_0. \quad (98)$$

Thus deviation of the electric current becomes significant if the ratio $\frac{\rho_{xy}}{\rho_0} \sim 2\pi S^2 P n_v \frac{\ell}{k_F A}$ is of order of unity. The deviation of current by Hall effect would be important in clean samples.

In conclusion, we studied the non-adiabatic correction to the torque acting on local spin arising from the electric current, treating conduction electron fully quantum mechanically. Non-adiabaticity we consider here is that due to the fast varying spin texture. (Spin relaxation of conduction electron results in the deviation of electron spin from the adiabaticity, and the effect is sometimes called also non-adiabaticity. This effect was considered in our preceeding paper.¹⁰) The non-adiabatic torque is shown to be non-local in space and has an oscillation of period of order $2k_F$, as was argued in,^{12,13} and is of quantum origin. This oscillation torque is represented as a force acting on the whole spin texture, and thus represents the effect of momentum transfer.^{1,6} Note that this non-local torque is totally different from local β -term torque, which was originally introduced to simulate momentum transfer force,⁸ although they

both contribute to a force. We found another type of force, topological or adiabatic force, which remains finite in the adiabatic limit and is proportional to vortex number. These two forces are shown to be the counter action of electron transport properties such as resistivity and Hall effect.

The authors are grateful to Y. Yamaguchi, T. Ono, M. Yamanouchi, H. Ohno, M. Kläui, Y. Nakatani, A. Thiaville, A. Brataas, J. Ieda, J. Inoue, S. Maekawa and H. Fukuyama for valuable discussion. G.T. is grateful to Center of Advanced Study, Oslo for its hospitality during his stay.

Appendix A: Details of calculation of spin density

We present in this section details of calculation of spin density. Eq. (25) is evaluated to lowest order in Ω_0 as

$$\begin{aligned}
\tilde{s}^\pm(\mathbf{x}, t)^{(A)} &= S_1 + S_2 + S_3 + S_4 + S_5 \\
S_1 &= \sum_{\omega \mathbf{k} \mathbf{q}} \sum_i B_i f'(\omega) \\
&\quad \times \left[\left(k + \frac{q}{2} \right)_i g_{\mathbf{k}-\frac{q}{2}, \mp, \omega}^r g_{\mathbf{k}+\frac{q}{2}, \pm, \omega}^r g_{\mathbf{k}+\frac{q}{2}, \pm, \omega}^a + \left(k - \frac{q}{2} \right)_i g_{\mathbf{k}-\frac{q}{2}, \mp, \omega}^r g_{\mathbf{k}-\frac{q}{2}, \mp, \omega}^a g_{\mathbf{k}+\frac{q}{2}, \pm, \omega}^a \right] \\
S_2 &= - \sum_{\omega \mathbf{k} \mathbf{q}} \frac{B_0}{\Omega_0} f(\omega) \left(g_{\mathbf{k}-\frac{q}{2}, \mp, \omega}^a g_{\mathbf{k}+\frac{q}{2}, \pm, \omega}^a - g_{\mathbf{k}-\frac{q}{2}, \mp, \omega}^r g_{\mathbf{k}+\frac{q}{2}, \pm, \omega}^r \right) \\
S_3 &= \sum_{\omega \mathbf{k} \mathbf{q}} B_0 \frac{1}{2} f'(\omega) \left(g_{\mathbf{k}-\frac{q}{2}, \mp, \omega}^a g_{\mathbf{k}+\frac{q}{2}, \pm, \omega}^a + g_{\mathbf{k}-\frac{q}{2}, \mp, \omega}^r g_{\mathbf{k}+\frac{q}{2}, \pm, \omega}^r \right) \\
S_4 &= - \sum_{\omega \mathbf{k} \mathbf{q}} \frac{1}{2} B_0 f(\omega) \\
&\quad \times \left[(g_{\mathbf{k}-\frac{q}{2}, \mp, \omega}^a)^2 g_{\mathbf{k}+\frac{q}{2}, \pm, \omega}^a - g_{\mathbf{k}-\frac{q}{2}, \mp, \omega}^a (g_{\mathbf{k}+\frac{q}{2}, \pm, \omega}^a)^2 - (g_{\mathbf{k}-\frac{q}{2}, \mp, \omega}^r)^2 g_{\mathbf{k}+\frac{q}{2}, \pm, \omega}^r + g_{\mathbf{k}-\frac{q}{2}, \mp, \omega}^r (g_{\mathbf{k}+\frac{q}{2}, \pm, \omega}^r)^2 \right] \\
S_5 &= \sum_{\omega \mathbf{k} \mathbf{q}} \frac{1}{2} B_0 f(\omega) \left[g_{\mathbf{k}-\frac{q}{2}, \mp, \omega}^a \overleftrightarrow{\partial}_\omega g_{\mathbf{k}+\frac{q}{2}, \pm, \omega}^a - g_{\mathbf{k}-\frac{q}{2}, \mp, \omega}^r \overleftrightarrow{\partial}_\omega g_{\mathbf{k}+\frac{q}{2}, \pm, \omega}^r \right] \\
&\quad + \sum_{\omega \mathbf{k} \mathbf{q}} \frac{1}{2} B_i q_i f(\omega) \left[(g_{\mathbf{k}-\frac{q}{2}, \mp, \omega}^a)^2 (g_{\mathbf{k}+\frac{q}{2}, \pm, \omega}^a)^2 - (g_{\mathbf{k}-\frac{q}{2}, \mp, \omega}^r)^2 (g_{\mathbf{k}+\frac{q}{2}, \pm, \omega}^r)^2 \right]
\end{aligned} \tag{A.1}$$

where we used partial integration with respect to k_i and the identity

$$m \sum_i \partial_{k_i} B_i = B_0 \tag{A.2}$$

The correction to current vertex, eq. (27), is calculated as

$$\begin{aligned}
\tilde{s}^\pm(\mathbf{x}, t)^{(B)} &= \sum_{\omega \mathbf{k} \mathbf{q}} \frac{B_0}{\Omega_0} \left[g_{\mathbf{k}-\frac{q}{2}, \mp, \omega-\frac{\Omega_0}{2}} g_{\mathbf{k}+\frac{q}{2}, \pm, \omega+\frac{\Omega_0}{2}} \right]^< \\
&= -S_2 - S_3 - S_4 + \sum_{\omega \mathbf{k} \mathbf{q}} B_0 f'(\omega) g_{\mathbf{k}-\frac{q}{2}, \mp, \omega}^r g_{\mathbf{k}+\frac{q}{2}, \pm, \omega}^a
\end{aligned} \tag{A.3}$$

Thus the current-driven part is given by

$$\begin{aligned}
\tilde{s}^{\pm(1)}(\mathbf{x}, t) &= \tilde{s}^{\pm}(\mathbf{x}, t)^{(A)} + \tilde{s}^{\pm}(\mathbf{x}, t)^{(B)} \\
&= \sum_{\omega \mathbf{k} \mathbf{q}} B_0 f'(\omega) g_{\mathbf{k}-\frac{q}{2}, \mp, \omega}^r g_{\mathbf{k}+\frac{q}{2}, \pm, \omega}^a + S_1 + S_5 \\
&= \sum_{\omega \mathbf{k} \mathbf{q}} \sum_i B_i f'(\omega) \\
&\quad \times \left[\left(k + \frac{q}{2} \right)_i g_{\mathbf{k}-\frac{q}{2}, \mp, \omega}^r g_{\mathbf{k}+\frac{q}{2}, \pm, \omega}^r g_{\mathbf{k}+\frac{q}{2}, \pm, \omega}^a + \left(k - \frac{q}{2} \right)_i g_{\mathbf{k}-\frac{q}{2}, \mp, \omega}^r g_{\mathbf{k}-\frac{q}{2}, \mp, \omega}^a g_{\mathbf{k}+\frac{q}{2}, \pm, \omega}^a \right] \\
&\quad + \sum_{\omega \mathbf{k} \mathbf{q}} B_0 f'(\omega) g_{\mathbf{k}-\frac{q}{2}, \mp, \omega}^r g_{\mathbf{k}+\frac{q}{2}, \pm, \omega}^a \\
&\quad + \sum_{\omega \mathbf{k} \mathbf{q}} \frac{1}{2} B_0 f(\omega) \left[g_{\mathbf{k}-\frac{q}{2}, \mp, \omega}^a \overset{\leftrightarrow}{\partial}_\omega g_{\mathbf{k}+\frac{q}{2}, \pm, \omega}^a - g_{\mathbf{k}-\frac{q}{2}, \mp, \omega}^r \overset{\leftrightarrow}{\partial}_\omega g_{\mathbf{k}+\frac{q}{2}, \pm, \omega}^r \right] \\
&\quad + \sum_{\omega \mathbf{k} \mathbf{q}} \frac{1}{2} B_i q_i f(\omega) \left[(g_{\mathbf{k}-\frac{q}{2}, \mp, \omega}^a)^2 (g_{\mathbf{k}+\frac{q}{2}, \pm, \omega}^a)^2 - (g_{\mathbf{k}-\frac{q}{2}, \mp, \omega}^r)^2 (g_{\mathbf{k}+\frac{q}{2}, \pm, \omega}^r)^2 \right]
\end{aligned} \tag{A.4}$$

A.1 Dominant term

We consider in this paper a clean limit, $(\epsilon_F \tau)^{-1} \rightarrow 0$, where τ is an elastic lifetime due to impurities, which we assume to be spin-independent. In this limit, spin density is dominated by S_1 . Thus

$$\begin{aligned}
\tilde{s}^{\pm(1)}(\mathbf{x}, t) &= \sum_{\omega \mathbf{k} \mathbf{q}} \sum_i B_i f'(\omega) \\
&\quad \times \left[\left(k + \frac{q}{2} \right)_i g_{\mathbf{k}-\frac{q}{2}, \mp, \omega}^r g_{\mathbf{k}+\frac{q}{2}, \pm, \omega}^r g_{\mathbf{k}+\frac{q}{2}, \pm, \omega}^a + \left(k - \frac{q}{2} \right)_i g_{\mathbf{k}-\frac{q}{2}, \mp, \omega}^r g_{\mathbf{k}-\frac{q}{2}, \mp, \omega}^a g_{\mathbf{k}+\frac{q}{2}, \pm, \omega}^a \right]
\end{aligned} \tag{A.5}$$

Since $k_B T / \epsilon_F \ll 1$, we can replace $f'(\omega) \simeq -\delta(\omega)$, and so

$$\begin{aligned}
\tilde{s}^{\pm(1)}(\mathbf{x}, t) &= -\frac{1}{2\pi} \sum_{\mathbf{k} \mathbf{q}} \sum_i B_i \\
&\quad \times \left[\left(k + \frac{q}{2} \right)_i g_{\mathbf{k}-\frac{q}{2}, \mp}^r g_{\mathbf{k}+\frac{q}{2}, \pm}^r g_{\mathbf{k}+\frac{q}{2}, \pm}^a + \left(k - \frac{q}{2} \right)_i g_{\mathbf{k}-\frac{q}{2}, \mp}^r g_{\mathbf{k}-\frac{q}{2}, \mp}^a g_{\mathbf{k}+\frac{q}{2}, \pm}^a \right]
\end{aligned} \tag{A.6}$$

where $g_{\mathbf{k}-\frac{q}{2}, \mp}^r \equiv g_{\mathbf{k}-\frac{q}{2}, \mp, \omega=0}^r$ etc. By use of identities

$$g_{\mathbf{k}, \sigma}^r g_{\mathbf{k}, \sigma}^a = i\tau (g_{\mathbf{k}, \sigma}^r - g_{\mathbf{k}, \sigma}^a) \tag{A.7}$$

$$g_{\mathbf{k}-\frac{q}{2}, \mp}^r g_{\mathbf{k}+\frac{q}{2}, \pm}^a = -\frac{1}{\epsilon_{\mathbf{k}+\frac{q}{2}} - \epsilon_{\mathbf{k}-\frac{q}{2}} \mp 2\Delta + i\gamma} (g_{\mathbf{k}-\frac{q}{2}, \mp}^r - g_{\mathbf{k}+\frac{q}{2}, \pm}^a) \tag{A.8}$$

$$g_{\mathbf{k}-\frac{q}{2}, \mp}^r g_{\mathbf{k}+\frac{q}{2}, \pm}^r = -\frac{1}{\epsilon_{\mathbf{k}+\frac{q}{2}} - \epsilon_{\mathbf{k}-\frac{q}{2}} \mp 2\Delta} (g_{\mathbf{k}-\frac{q}{2}, \mp}^r - g_{\mathbf{k}+\frac{q}{2}, \pm}^r) \tag{A.9}$$

where $\gamma \equiv \frac{1}{\tau}$, we obtain in the limit of $\tau \rightarrow \infty$,

$$\tilde{s}^{\pm(1)}(\mathbf{x}, t) = -\frac{i}{2\pi} \sum_{\mathbf{k} \mathbf{q}} \sum_i \frac{e E_i}{2mV} e^{-i\mathbf{q} \cdot \mathbf{x}} \sum_{\mu} A_{\mu}^{\pm}(\mathbf{q}, 0) \tau$$

$$\begin{aligned}
& \times \left[k_i J_\mu \left(-2 \left(k + \frac{q}{2} \right) \right) \frac{g_{\mathbf{k},\pm}^r - g_{\mathbf{k},\pm}^a}{\epsilon_{\mathbf{k}+q} - \epsilon_{\mathbf{k}} \pm 2\Delta} - k_i J_\mu \left(2 \left(\mathbf{k} + \frac{q}{2} \right) \right) \frac{g_{\mathbf{k},\mp}^r - g_{\mathbf{k},\mp}^a}{\epsilon_{\mathbf{k}+q} - \epsilon_{\mathbf{k}} \mp 2\Delta} \right. \\
& \left. - i\pi q_i \left(g_{\mathbf{k},\mp}^r J_\mu \left(2 \left(\mathbf{k} + \frac{q}{2} \right) \right) \delta(\epsilon_{\mathbf{k}+q} - \epsilon_{\mathbf{k}} \mp 2\Delta) - g_{\mathbf{k},\pm}^a J_\mu \left(-2 \left(\mathbf{k} + \frac{q}{2} \right) \right) \delta(\epsilon_{\mathbf{k}+q} - \epsilon_{\mathbf{k}} \pm 2\Delta) \right) \right]
\end{aligned} \tag{A.10}$$

Appendix B: Estimate of \tilde{s}_\parallel and \tilde{s}_\perp

We carry out here the estimation of $\tilde{s}_\parallel \equiv \frac{1}{2} \sum_{\pm} e^{\mp i\phi} \tilde{s}^{\pm}$ and $\tilde{s}_\perp \equiv \frac{1}{2} \sum_{\pm} \mp i e^{\mp i\phi} \tilde{s}^{\pm}$. From Eq. (A.10), we obtain

$$\begin{aligned}
\tilde{s}_\parallel^{(1)}(\mathbf{x}, t) &= \frac{1}{2} \sum_{\pm} \sum_{\mathbf{k}\mathbf{q}} \sum_i \frac{-ieE_i\tau}{4\pi mV} e^{-i\mathbf{q}\cdot\mathbf{x}} \\
&\times \left[-\frac{2}{m} k_i \left(k + \frac{q}{2} \right)_j (\bar{A}_j^{\pm} + \bar{A}_j^{\mp}) \frac{g_{\mathbf{k},\pm}^r - g_{\mathbf{k},\pm}^a}{\epsilon_{\mathbf{k}+q} - \epsilon_{\mathbf{k}} \pm 2\Delta} \right. \\
&\left. - i\pi q_i \delta(\epsilon_{\mathbf{k}+q} - \epsilon_{\mathbf{k}} \pm 2\Delta) \frac{2}{m} \left(k + \frac{q}{2} \right)_j \left(g_{\mathbf{k},\pm}^r \bar{A}_j^{\mp} + g_{\mathbf{k},\pm}^a \bar{A}_j^{\pm} \right) \right]
\end{aligned} \tag{B.1}$$

where $\bar{A}_\mu^{\pm}(\mathbf{x}, \mathbf{q}) \equiv e^{\mp i\phi(\mathbf{x})} A_\mu^{\pm}(\mathbf{q})$, and

$$\begin{aligned}
\tilde{s}_\perp^{(1)}(\mathbf{x}, t) &= \frac{1}{2} \sum_{\pm} \sum_{\mathbf{k}\mathbf{q}} \sum_{i\mu} (\mp) \frac{eE_i\tau}{4\pi mV} e^{-i\mathbf{q}\cdot\mathbf{x}} \\
&\times \left[-\frac{2}{m} k_i \left(k + \frac{q}{2} \right)_j (\bar{A}_j^{\pm} - \bar{A}_j^{\mp}) \frac{g_{\mathbf{k},\pm}^r - g_{\mathbf{k},\pm}^a}{\epsilon_{\mathbf{k}+q} - \epsilon_{\mathbf{k}} \pm 2\Delta} \right. \\
&\left. + i\pi q_i \delta(\epsilon_{\mathbf{k}+q} - \epsilon_{\mathbf{k}} \pm 2\Delta) \frac{2}{m} \left(k + \frac{q}{2} \right)_j \left(g_{\mathbf{k},\pm}^r \bar{A}_j^{\mp} - g_{\mathbf{k},\pm}^a \bar{A}_j^{\pm} \right) \right]
\end{aligned} \tag{B.2}$$

From the symmetry argument, we see that $k_i \left(k + \frac{q}{2} \right)_j \rightarrow \frac{\delta_{ij}}{3} \mathbf{k} \cdot \left(\mathbf{k} + \frac{\mathbf{q}}{2} \right)$ and $q_i \left(k + \frac{q}{2} \right)_j \rightarrow \frac{\delta_{ij}}{3} \mathbf{q} \cdot \left(\mathbf{k} + \frac{\mathbf{q}}{2} \right)$. We thus obtain

$$\begin{aligned}
\tilde{s}_\parallel^{(1)}(\mathbf{x}, t) &= \frac{e\tau}{6\pi m^2 V} \sum_{\mathbf{k}\mathbf{q}\pm} e^{-i\mathbf{q}\cdot\mathbf{x}} i (g_{\mathbf{k},\pm}^r - g_{\mathbf{k},\pm}^a) \left[(\mathbf{E} \cdot \bar{\mathbf{A}}^{(s)}) \mathbf{k} \cdot \left(\mathbf{k} + \frac{\mathbf{q}}{2} \right) \frac{1}{\epsilon_{\mathbf{k}+q} - \epsilon_{\mathbf{k}} \pm 2\Delta} \right. \\
&\left. \pm \pi (\mathbf{E} \cdot \bar{\mathbf{A}}^{(a)}) \mathbf{q} \cdot \left(\mathbf{k} + \frac{\mathbf{q}}{2} \right) \delta(\epsilon_{\mathbf{k}+q} - \epsilon_{\mathbf{k}} \pm 2\Delta) \right] \\
\tilde{s}_\perp^{(1)}(\mathbf{x}, t) &= \frac{e\tau}{6\pi m^2 V} \sum_{\mathbf{k}\mathbf{q}\pm} e^{-i\mathbf{q}\cdot\mathbf{x}} i (g_{\mathbf{k},\pm}^r - g_{\mathbf{k},\pm}^a) \left[(\mathbf{E} \cdot \bar{\mathbf{A}}^{(a)}) \mathbf{k} \cdot \left(\mathbf{k} + \frac{\mathbf{q}}{2} \right) \frac{1}{\epsilon_{\mathbf{k}+q} - \epsilon_{\mathbf{k}} \pm 2\Delta} \right. \\
&\left. \mp \pi (\mathbf{E} \cdot \bar{\mathbf{A}}^{(s)}) \mathbf{q} \cdot \left(\mathbf{k} + \frac{\mathbf{q}}{2} \right) \delta(\epsilon_{\mathbf{k}+q} - \epsilon_{\mathbf{k}} \pm 2\Delta) \right]
\end{aligned} \tag{B.3}$$

where

$$\bar{A}_\mu^s(\mathbf{x}, \mathbf{q}) \equiv \frac{1}{2} (\bar{A}_\mu^+ + \bar{A}_\mu^-)$$

$$\begin{aligned}
&= \mathbf{e}_{s\phi}(\mathbf{x}) \cdot \mathbf{A}_\mu(\mathbf{q}) \\
\bar{A}_\mu^a(\mathbf{x}, \mathbf{q}) &\equiv -i\frac{1}{2}(\bar{A}_\mu^+ - \bar{A}_\mu^-) \\
&= \mathbf{e}_\phi(\mathbf{x}) \cdot \mathbf{A}_\mu(\mathbf{q})
\end{aligned} \tag{B.4}$$

Thus we obtained eq. (34).

References

- 1) L. Berger: J. Appl. Phys. **49** (1978) 2156.
- 2) L. Berger: J. Appl. Phys. **55** (1984) 1954.
- 3) L. Berger: J. Appl. Phys. **71** (1992) 2721.
- 4) J.C. Slonczewski: J. Magn. Magn. Mater. **159** (2006) L1.
- 5) L. Berger, Phys. Rev. **B 54** (1996) 9353.
- 6) G. Tatara and H. Kohno: Phys. Rev. Lett. **92** (2004) 086601.
- 7) S. Zhang and Z. Li: Phys. Rev. Lett. **93** (2004) 127204.
- 8) A. Thiaville, Y. Nakatani, J. Miltat and Y. Suzuki: Europhys. Lett. **69** (2005) 990.
- 9) Y. Tserkovnyak, H. J. Skadsem, A. Brataas and G.E.W. Bauer: Phys. Rev. **B74** (2006) 144405.
- 10) H. Kohno, G. Tatara and J. Shibata: J. Phys. Soc. Jpn. **75** (2006) 113706.
- 11) S.E. Barnes and S. Maekawa: Phys. Rev. Lett. **95** (2005) 107204.
- 12) X. Waintal and M. Viret: Europhys. Lett. **65** (2004) 427.
- 13) J. Xiao, A. Zangwill and M. D. Stiles: Phys. Rev. **B73** (2006) 054428.
- 14) M. D. Stiles: private communication.
- 15) E. Simanek and A. Rebei: Phys. Rev. **B71** (2005) 172450.
- 16) F. Piechon and A.Thiaville: cond-mat/0611320.
- 17) A. Stern, Phys. Rev. Lett. **68**, 1022 (1992).
- 18) M. Popp, D. Frustaglia, and K. Richter: Phys. Rev. **B 68** (2003) 041303.
- 19) H. Kohno, G. Tatara, J. Shibata and Y. Suzuki, cond-mat/0611669.
- 20) J. Ye, Y. B. Kim, A. J. Millis, B. I. Shraiman, P. Majumdar, and Z. Tسانovic: Phys. Rev. Lett. **83** (1999) 3737.
- 21) G. Tatara and H. Kawamura, J. Phys. Soc. Jpn. **71** (2002) 2613.
- 22) M. Onoda, G. Tatara and N. Nagaosa: J. Phys. Soc. Jpn. **73** (2004) 2624.
- 23) G. Tatara, T. Takayama, H. Kohno, J. Shibata, Y. Nakatani and H. Fukuyama, J. Phys. Soc. Jpn. **75**, 064708 (2006).
- 24) S.E. Barnes, private communication.
- 25) G. G. Cabrera and L. M. Falicov, Phys. Stat. Sol. (b), **61**, 539 (1974).
- 26) G. Tatara and H. Fukuyama, Phys. Rev. Lett. **78**, 3773 (1997).
- 27) G. Tatara, Y. W. Zhao, M. Muñoz and N. García, Phys. Rev. Lett., **83**, 2030 (1999).
- 28) G. Tatara, Int. J. Mod. Phys. **B15**, 321 (2001).
- 29) H. Mori, Prog. Theor. Phys. **33**, 423 (1965); **34**, 399 (1965);
- 30) W. Götze and P. Wölfle: Phys. Rev. **B6**, 1226 (1972).
- 31) M. Büttiker, Y. Imry, R. Landauer and S. Pinhas, Phys. Rev. **B31**, 6207 (1985).
- 32) J. He, Z. Li and S. Zhang, Phys. Rev. **B73**, 184408 (2006).
- 33) L. Berger, Phys. Rev. **B33**, 1572 (1986).
- 34) J. Shibata, Y. Nakatani, G. Tatara, H. Kohno and Y. Otani, Phys. Rev. **B73** (2006) R20403.

