

Controllable diffusion of cold atoms in a harmonically driven and tilted optical lattice: Decoherence by spontaneous emission

Controllable Diffusion of Cold Atoms

Navinder Singh¹

Institute of Physics, Bhubaneswar, India - 751005

Received: date / Revised version: date

Abstract. We have studied some transport properties of cold atoms in an accelerated optical lattice in the presence of decohering effects due to spontaneous emission. One new feature added is the effect of an external AC drive. As a result we obtain a tunable diffusion coefficient and it's nonlinear enhancement with increasing drive amplitude. We report an interesting maximum diffusion condition.

PACS. PACS-03.75.-b Matter waves – PACS-03.65.Yz Decoherence – PACS-42.50.Vk Mechanical effects of light on atoms – PACS-32.80.Pj Optical cooling of atoms; trapping

1 Introduction

The cold atoms on optical lattices provide a paradigmatic model to test some novel quantum phenomena predicted half century back for metallic systems[1,2]. With the advancements in cold atom physics and optical laser technology, it is now possible to precisely control and measure various physical parameters. Cold atoms on optical lattices constitute *clean* quantum systems as compared to solid state systems due to very less scattering and decohering effects. The experimental advancements has further provided much more deeper understanding in fundamental quantum statistical laws, new insights in quantum computing technologies and Bose-Einstein condensation on opticle lattices[3].

To fix ideas, consider the physical situation of an atom in an accelerated optical lattice as depicted in Figure 1. Potential is tilted in the reference frame of the atom (co-moving frame), and the atomic motion is governed by quantum mechanics. When there is no acceleration (no tilt), an initially localized wavepacket will spread through resonant Bloch tunneling and become delocalized. But in a tilted lattice (optical lattice being accelerated analogously

electron and crystalline lattice is in an external constant electric field) atoms can remain localized due to suppression of Bloch tunneling. They exhibit novel quantum phenomenon of Bloch oscillations due to the repeated Bragg scattering[4,5]. In the case of electrons in metals this corresponds to an induced AC current with applied DC voltage across the sample. But in usual practice this purely quantum effect is overshadowed by scattering processes and we obtain ohmic DC current. The second interesting effect of potential tilt is that the Bloch bands are broken up into Wannier-Stark (WS) Ladders of states[6]. The level spacing between two nearby levels in the ladder is given by eEd (e is the electron charge, E is the applied constant electric field and d is the lattice spacing, for the case of optical lattice, level spacing = $Fd = mad$, a is the imparted acceleration). As the tilt of potential per lattice spacing becomes comparable to well depth, a new interband tunneling process called Landau-Zener tunneling becomes important which is a natural extension of the stark effect for a single atom.

Now the above stated phenomena are purely quantum in nature. But in practice it is very difficult to get rid of relaxation processes. In case of cold atoms on optical lattices the main relaxation process is the spontaneous emission of photons by excited atoms. These relaxation processes decoher pure quantum effects. The decay of Bloch oscillations and the diffusive spreading of the atoms is shown to cause by spontaneous emission[7]. Interestingly, the presence of relaxation processes are actually important for practical purposes, like ohmic current across metals(Joule heating effects) and atomic current across an optical lattice etc.[8].

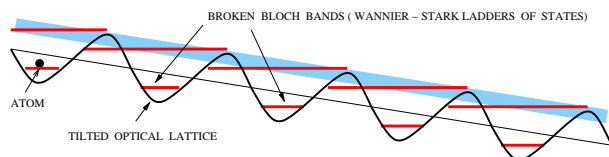


Fig. 1. An atom in an accelerated optical periodic potential (in co-moving frame of reference it is a tilted or washboard potential)



Fig. 2. No acceleration case, all states having same energy.

In the present contribution we consider the effect of external AC drive on the quantum transport of cold atoms on tilted optical lattice, and the effect of spontaneous emission that cause decoherence, which is essential for diffusive motion. We have obtained a tunable diffusion co-efficient and it's nonlinear enhancement with increasing drive amplitude and we also report a novel maximum diffusion condition. The analytical results obtained by us correctly specialize to the exact results known in the limit of zero drive and zero-bias. Also, in addition to cold atoms, the results obtained are applicable to experimentally realizable super lattice hetero-structures that support the Stark-Wannier (SW) ladder states in the presence of a strong longitudinal electric-field bias[1, 6, 11, 14]. As is well known, a strong field normal to the superlattice planes can break up the extended Bloch-like band continuum into energetically well resolved states localized in the potential wells. The stronger the biasing field the more localized are the SW state[6]. The energy mismatch, or steps between the neighboring SW states is proportional to the biasing field, and hence tunable.

The paper is organized as follows. In section 2 we introduce the model Hamiltonian and the simplified master equation. In section 2.1 we consider the simple case of no acceleration and no external AC drive, and in section 2.2 tilted lattice in the presence of an external AC drive. We end with brief discussion of results.

2 Model Hamiltonian and Simplified Master equation

For the case of an atom in an optical lattice, main decohering process is the spontaneous emission of photons by excited atom(detailed theory is given in[9, 10, 11, 12, 13]). This can be controlled by static detuning ($\delta_0 = \omega_L - \omega_0$) from the atomic resonance ω_0 . Here ω_L is the frequency of laser standing wave. The time evolution of reduced density matrix ρ under the condition of large detuning $\delta_0 \gg \Omega$ (atomic Rabi frequency) is given by[7, 9, 10]

$$\frac{\partial \rho}{\partial t} = -\frac{i}{\hbar}[H, \rho] - \frac{\gamma}{2} \int du p(u) [L_u^\dagger L_u \rho + \rho L_u^\dagger L_u - 2L_u \rho L_u^\dagger], \quad (1)$$

Where $\gamma = \gamma_0 \frac{\Omega^2}{\delta_0^2}$. The first term on the RHS gives the unitary evolution, while the second term gives the non-unitary (incoherent) evolution causing the initially pure density matrix ($\rho = \rho^2$ at $t = 0$) to become mixed ($\rho \neq \rho^2$ for $t > 0$). In this simplified picture the atom is a two level quantum system with γ_0 as the inverse radiative life time of the excited state. $p(u)$ is the probability distribution of random variable u and it is almost independent of u

for linearly polarized light, for most practical purposes $p(u) \simeq 1/2$, and L_u is the recoil operator, it's projection along z axis is

$$L_u = \cos(K_L z) e^{i u k_L z} |u| \leq 1 \quad (2)$$

Our approach is based one band tight binding hamiltonians similar to[7]. In matrix element notation, our system Hamiltonian and Recoil operator is

$$H_{mn} = -\frac{V}{2} [\delta_{m,n+1} + \delta_{m,n-1}] + F d m \delta_{mn} \quad (3)$$

$$L_{mn} = (-1)^m e^{i \pi u m} \delta_{mn} \quad (4)$$

Here, F is the inertial force acting on the atom, $d = \pi/K_L$ is the period of optical potential, and m is the localized Wannier function $|m\rangle$. In the following sections we will proceed step by step, starting with un-accelerated potential.

2.1 No acceleration and no AC Drive

We begin by considering first the simplest case of quantum motion of an atom moving on an optical lattice (Figure 2) under a tight-binding one-band Hamiltonian

$$H^0 = -(V/2) \sum_l (|l\rangle \langle l+1| + |l+1\rangle \langle l|) \quad (5)$$

where $(-V)$ is the nearest-neighbor transfer matrix element, and the sum is over the N sites with N taken to be infinite. The effect of spontaneous emission, namely the incoherence, will be introduced through recoil operator defined in equation 4. The reduced density matrix ρ for the particle then obeys the evolution master equation (equation 1). In the terms of its matrix elements, we have

$$\frac{\partial \rho_{mn}}{\partial t} = -\frac{iV}{2\hbar} [\rho_{m,n+1} + \rho_{m,n-1} - \rho_{m+1,n} - \rho_{m-1,n}] - \gamma \rho_{mn} [1 - \delta_{mn}]. \quad (6)$$

With the initial condition,

$$\rho_{mn}(t=0) = \delta_{m0} \delta_{n0}. \quad (7)$$

In Fourier space, with $\beta = -\frac{V}{\hbar}$.

$$\begin{aligned} \frac{\partial}{\partial t} \sum_{m,n} \rho_{m,n} e^{-imk_1} e^{ink_2} = \\ \frac{i\beta}{2} \left[\sum_{m,n} \rho_{m,n+1} e^{-imk_1} e^{i(n+1)k_2} e^{-ik_2} + \dots \right] - \\ \gamma \sum_{m,n} \rho_{m,n} e^{-imk_1} e^{ink_2} + \gamma \sum_{m,n} \delta_{m,n} e^{-imk_1} e^{ink_2}, \end{aligned} \quad (8)$$

with

$$\begin{aligned} \tilde{\rho}(k_1, k_2, t) = \sum_{m,n} \rho_{m,n} e^{-imk_1} e^{ink_2}, \\ \delta_{m,n} = \frac{1}{2\pi} \int_{-\pi}^{\pi} e^{i(m-n)q} dq. \end{aligned} \quad (9)$$

We get

$$\begin{aligned} \frac{\partial}{\partial t} \tilde{\rho}(k_1, k_2, t) &= [i\beta(\cos k_2 - \cos k_1) - \gamma] \tilde{\rho}(k_1, k_2, t) \\ &+ \frac{\gamma}{2\pi} \int_{-\pi}^{\pi} \tilde{\rho}(k_1 - q, k_2 - q, t) dq. \end{aligned} \quad (10)$$

Defining center of mass and relative wave-vectors as $p = (k_1 + k_2)/2$, $u = k_1 - k_2$ and writing $\tilde{\rho}(k_1, k_2, t) \equiv \rho(p, u, t)$ we have

$$\begin{aligned} \frac{\partial}{\partial t} \rho(p, u, t) &= [2i\beta \sin p \sin(u/2) - \gamma] \rho(p, u, t) \\ &+ \frac{\gamma}{2\pi} \int_{-\pi}^{\pi} \rho(p - q, u, t) dq. \end{aligned} \quad (11)$$

We define further reduced density matrix by

$$\chi(u, t) = \frac{1}{2\pi} \int_{-\pi}^{\pi} \rho(p - q, u, t) dq = \frac{1}{2\pi} \int_{-\pi}^{\pi} \rho(q, u, t) dq. \quad (12)$$

As the dimensions of β and γ are $(\text{time})^{-1}$, we define the dimensionless parameters as $\tau = t\beta$ and $\Gamma = \frac{\gamma}{\beta}$, and defining

$$\phi(p, u) = 2i \sin p \sin(u/2) - \Gamma. \quad (13)$$

So with this, the evolution equation becomes

$$\frac{\partial}{\partial \tau} \rho(p, u, \tau) = \phi(p, u) \rho(p, u, \tau) + \Gamma \chi(u, \tau). \quad (14)$$

The detailed calculation of mean-squared displacement from the above equation is given in Appendix A. We finally obtain

$$\langle x^2(\tau) \rangle = -\frac{1}{\Gamma^2} + \frac{1}{\Gamma} \tau + \frac{1}{\Gamma^2} e^{-\Gamma \tau}. \quad (15)$$

Recalling, $\tau = t\beta$ and $\Gamma = \gamma/\beta$, where $\beta = V/\hbar$, $\gamma = \gamma_0 \frac{\Omega^2}{\delta_0^2}$, with this

$$\langle x^2(t) \rangle = -\frac{\beta^2}{\gamma^2} + \frac{\beta^2}{\gamma} t + \frac{\beta^2}{\gamma^2} e^{-\gamma t}, \quad (16)$$

which reduces to the classical case in the large time ($t \gg 1/\gamma$) limit as $\langle x^2(t) \rangle \sim (\beta^2/\gamma)t$ giving the diffusion coefficient

$$D = \frac{\beta^2}{2\gamma} = \frac{V^2}{2\gamma_0 \hbar^2} \left[\frac{\omega_L - \omega_0}{\Omega} \right]^2 \quad (17)$$

In the small time limit it goes ballistically as t^2 as expected, while the mean displacement $\langle x(t) \rangle$ is zero.

2.2 Accelerated lattice in an external AC drive

When an acceleration is imparted to the lattice the Block bands are broken up into Wannier-Stark Ladder (WSL) of states with level spacing equal to Fd , in other words lattice Hamiltonian has a systematic bias in that there is a

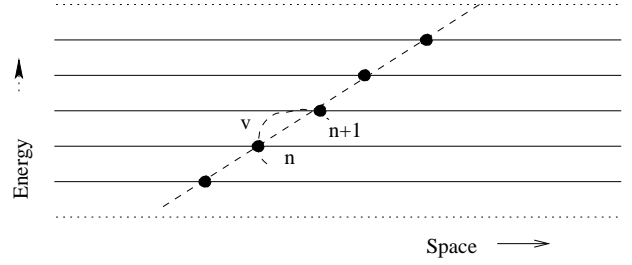


Fig. 3. System with discrete energy levels (WS Ladder) with level spacing Fd

constant energy mismatch between the successive site energies (Figure 3). Now consider that this system of discrete energy states is present in an external AC laser field (or a semiconductor heterostructure superlattice with Stark-Wannier ladder of states present in a tunable laser field). We describe this physical picture by a tight-binding one-band Hamiltonian

$$H^\omega = -E_0 \cos \omega t \sum_l [|l\rangle \langle l+1| + |l+1\rangle \langle l|] + \sum_l \alpha l |l\rangle \langle l|, \quad (18)$$

The wavelength of external standing wave AC field is assumed to be much longer than lattice period, so as to subtend a relatively strong dipolar matrix-element between the neighboring WS states of the ladder. So, in the Hamiltonian $E_0 \cos \omega t$ is the time dependent drive of amplitude E_0 and circular frequency ω appearing as the nearest-neighbour transfer matrix element. It may be noted, that in the limit $\omega = 0$, this simulates the usual transfer matrix element $-V = -E_0$. Master equation in terms of matrix elements is:

$$\begin{aligned} \frac{\partial \rho_{mn}}{\partial t} &= \frac{iE_0}{\hbar} [\rho_{m+1,n} + \rho_{m-1,n} - \rho_{m,n-1} - \rho_{m,n+1}] \\ &- i \frac{\alpha}{\hbar} (m\rho_{mn} - n\rho_{mn}) - \gamma [1 - \delta_{mn}] \rho_{mn} \end{aligned} \quad (19)$$

The quantities $\frac{E_0}{\hbar}$, $\frac{\alpha}{\hbar}$, and γ have a dimension of time^{-1} . We define $t_0 = \frac{\hbar}{E_0}$, δ (dimensionless acceleration) $= \frac{\alpha}{E_0}$, (dimensionless decohering factor) $\Gamma = t_0 \gamma$, and τ (dimensionless time) $= \frac{t}{t_0}$. With this we have

$$\begin{aligned} \frac{\partial \rho_{mn}}{\partial \tau} &= i \cos \omega \tau [\rho_{m+1,n} + \rho_{m-1,n} - \rho_{m,n-1} - \rho_{m,n+1}] \\ &- i \delta (m\rho_{mn} - n\rho_{mn}) - \Gamma [1 - \delta_{mn}] \rho_{mn} \end{aligned} \quad (20)$$

After applying the rotating wave approximation with $\rho_{mn} = \bar{\rho}_{mn} e^{-i\delta(m-n)\tau}$, the evolution of reduced density matrix in co-ordinate space is,

$$\begin{aligned} \frac{\partial \bar{\rho}_{mn}}{\partial \tau} &= \frac{i}{2} [e^{i(\theta-\delta)\tau} [\bar{\rho}_{m+1,n} - \bar{\rho}_{m,n-1}] \\ &+ e^{-i(\theta-\delta)\tau} [\bar{\rho}_{m-1,n} - \bar{\rho}_{m,n+1}]] - \Gamma \bar{\rho}_{mn} [1 - \delta_{mn}]. \end{aligned} \quad (21)$$

Here, we have defined $\theta = \omega t_0$, $\tau = t/t_0$, and $t_0 = \hbar/E_0$. By writing, $\Delta = \theta - \delta$. The Δ is the detuning $\omega t_0 - \delta$ between drive frequency ω and scaled energy level spacing

δ , and noting that

$$\begin{aligned}\bar{\rho}(k_1, k_2, \tau) &= \sum_{m,n} \bar{\rho}_{mn}(\tau) e^{-imk_1} e^{ink_2} \\ \bar{\rho}_{m,n+1} &\rightarrow e^{-ik_2} \bar{\rho}(k_1, k_2, \tau), \quad \bar{\rho}_{m+1,n} \rightarrow e^{ik_1} \bar{\rho}(k_1, k_2, \tau) \\ \bar{\rho}_{m,n-1} &\rightarrow e^{ik_2} \bar{\rho}(k_1, k_2, \tau), \quad \bar{\rho}_{m-1,n} \rightarrow e^{-ik_1} \bar{\rho}(k_1, k_2, \tau).\end{aligned}\quad (22)$$

$$\begin{aligned}\frac{\partial \bar{\rho}(k_1, k_2, \tau)}{\partial \tau} &= (i[\cos(k_1 + \Delta\tau) - \cos(k_2 + \Delta\tau)] - \Gamma) \\ &\bar{\rho}(k_1, k_2, \tau) + \frac{\Gamma}{2\pi} \int_{-\pi}^{\pi} \bar{\rho}(k_1 - q, k_2 - q, \tau) dq.\end{aligned}\quad (23)$$

Performing similar co-ordinate transformations $p = (k_1 + k_2)/2$, $u = k_2 - k_1$ and defining $\bar{\rho}(k_1, k_2, \tau) \equiv \varrho(p, u, \tau)$, we have

$$\begin{aligned}\frac{\partial \varrho(p, u, \tau)}{\partial \tau} &= [2i \sin(p + \Delta\tau) \sin(u/2) - \Gamma] \\ &\times \varrho(p, u, \tau) + \frac{\Gamma}{2\pi} \int_{-\pi}^{\pi} \varrho(p - q, u, \tau) dq.\end{aligned}\quad (24)$$

By defining

$$\bar{\chi}(u, \tau) = \frac{1}{2\pi} \int_{-\pi}^{\pi} \varrho(p - q, u, \tau) dq = \frac{1}{2\pi} \int_{-\pi}^{\pi} \varrho(q, u, \tau) dq,\quad (25)$$

$$\begin{aligned}\varphi(p, u, \tau) &= - \int [2i \sin(p + \Delta\tau) \sin(u/2) - \Gamma] d\tau \\ &= \frac{2i}{\Delta} \cos(p + \Delta\tau) \sin(u/2) + \Gamma\tau.\end{aligned}\quad (26)$$

The solution of first order P.D.E (equation 24) is given in appendix C, we finally obtain

$$\begin{aligned}\langle x^2(\tau) \rangle &= \frac{\Gamma}{\Gamma^2 + \Delta^2} \tau + \left[\frac{\Delta^2 - \Gamma^2}{(\Delta^2 + \Gamma^2)^2} \right] \{1 - e^{-\Gamma\tau} \cos \Delta\tau\} \\ &- \frac{2\Gamma\Delta}{(\Delta^2 + \Gamma^2)^2} e^{-\Gamma\tau} \sin \Delta\tau.\end{aligned}\quad (27)$$

Noting that, $\Gamma = \gamma \frac{\hbar}{E_0}$, $\tau = t \frac{E_0}{\hbar}$, and $\Delta = \frac{\hbar\omega - \alpha}{E_0}$. The above equation (equation 27) is an important result of the present work. The mean squared displacement from above equation is plotted in Figures 4 to 7. For two special cases of interest, equation 27 gives:

(A) On-resonance, i.e., $\Delta = \frac{\hbar\omega - \alpha}{E_0} = 0$,

$$\langle x^2(t) \rangle = \frac{E_0^2}{\hbar^2 \gamma} t, \quad (\text{diffusive}).\quad (28)$$

(B) Off-resonance and long time t ,

$$\langle x^2(t) \rangle = \frac{E_0^2 \gamma}{\hbar^2 \gamma^2 + (\hbar\omega - \alpha)^2} t, \quad (\text{diffusive-controllable})\quad (29)$$

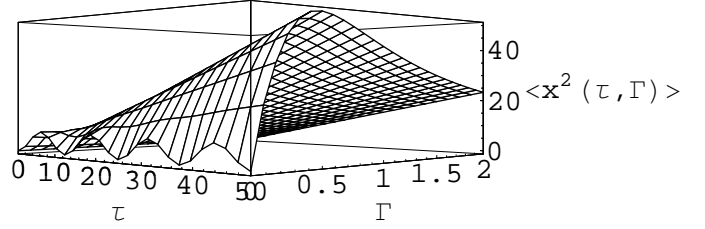


Fig. 4. Mean-squared displacement $x^2(\tau, \Gamma)$ vs scaled time τ and dimensionless decohering factor Γ (proportional to inverse of radiative lifetime of excited state). One can clearly identify a transition point near $\Gamma = 0.5$, below the transition point $x^2(\tau, \Gamma)$ increases with increasing Γ and above the transition point mean-squared displacement decreases with increasing Γ . Oscillations smooths away as Γ increases. Here $\Delta = 0.5$

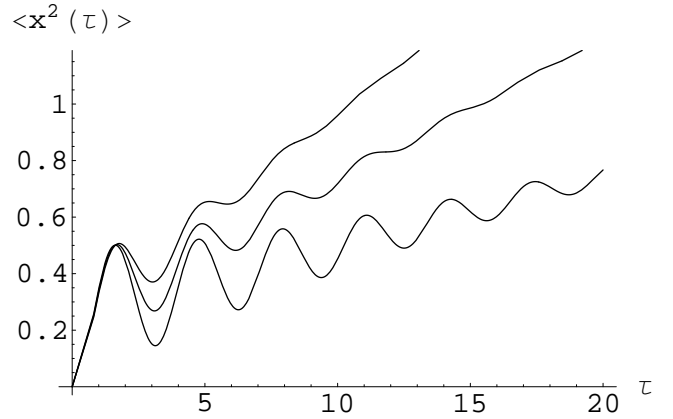


Fig. 5. Enhancement (for $\Gamma < 0.5$) of diffusion with increase in Γ . The top most curve is for $\Gamma = 0.3$, central for $\Gamma = 0.2$, and lowest for $\Gamma = 0.1$. With constant detuning parameter $\Delta = 2$. As Γ decreases, the oscillations in the mean-squared displacement increases, but after a long time oscillations vanish and the mean-squared displacement goes linearly with time as it should. Oscillations are a signature of WSL due repeated reflections from nearby states.

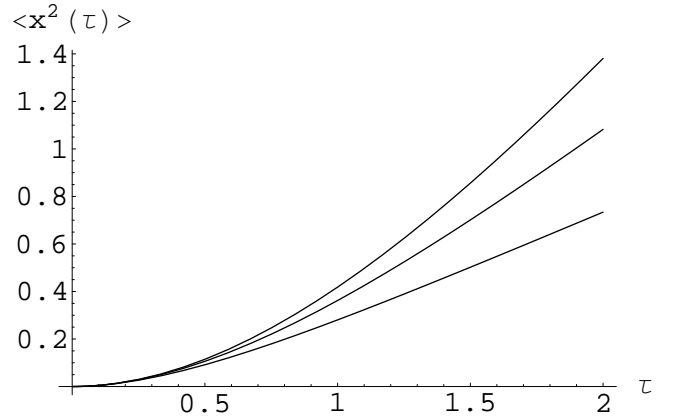


Fig. 6. Suppression (for $\Gamma > 0.5$) of diffusion due to increase in Γ . The top most curve is for lowest damping constant $\Gamma = 0.5$, central for $\Gamma = 1$, and lowest for $\Gamma = 2$. With constant detuning parameter $\Delta = 0.5$.

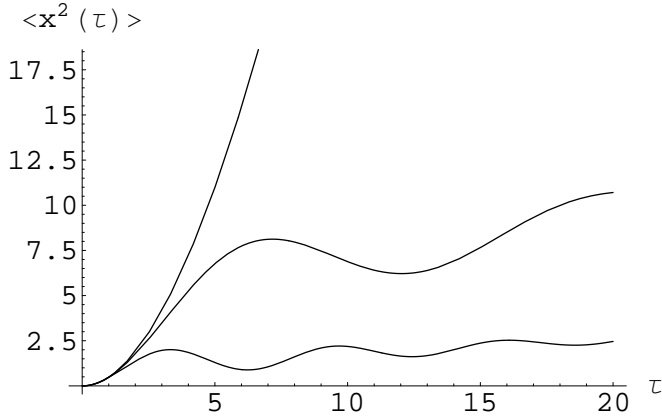


Fig. 7. The effect of detuning Δ on mean-squared displacement. The top most curve is for resonance case, no detuning $\Delta = 0$, central for $\Delta = 0.5$, and lowest for $\Delta = 1$. With constant $\Gamma = 0.08$. As the detuning goes up, the oscillations in the mean-squared displacement increases, but we have the same expected evolution, short time, τ^2 rise, then oscillations, and after a long time oscillations vanish and the mean-squared displacement goes linearly with time.

which indicates diffusion, but with a diffusion constant

$$D = \frac{E_0^2 \gamma}{2[\hbar^2 \gamma^2 + (\hbar \omega - \alpha)^2]} = \frac{E_0^2}{2\hbar^2 \left[\gamma_0 \left(\frac{\Omega}{\omega_L - \omega_0} \right)^2 + \frac{[(\omega - \omega_B)(\omega_L - \omega_0)]^2}{\gamma_0 \Omega^2} \right]}, \quad (30)$$

tunable with the external derive of frequency ω . This is one of the main results of this work. The energy-level spacing $\alpha = Fd = \omega_B \hbar$ between the WSL states can be controlled by the imparted acceleration for optical lattice case and by electrostatic field \mathbf{E} as $\alpha = e\mathbf{E} \cdot \mathbf{a}$ for semiconductor superlattice case. Thus α and ω acts as control parameters in an experiment. Diffusion coefficient becomes maximum at

$$\omega_c = \frac{\alpha}{\hbar} = \frac{Fd}{\hbar} = \omega_B (\text{Bloch frequency})$$

with

$$D = \frac{\beta^2}{2\gamma} = \frac{E_0^2}{2\gamma_0 \hbar^2} \left[\frac{\omega_L - \omega_0}{\Omega} \right]^2. \quad (31)$$

Which is exactly the equation 17, identifying E_0 with V .

3 Discussion

We have studied some transport properties of cold atoms in an accelerated and harmonically driven optical lattices in the presence of decohering effects due to spontaneous emission. We consider a practically important case, in which our system (an atom on an tilted optical lattice) is present in an external AC drive with wavelength longer than lattice period, so as to subtend a strong dipolar matrix element between the neighboring WSL states. We have obtained several interesting results about mean-squared

displacement (Figures 4 to 7). Our main result is a tunable diffusion coefficient (equation 30), which becomes maximum when $\omega = \omega_B$, (equation 31), (i.e., the drive frequency is equal to Bloch frequency). Consider (for numerical estimation) that we have Na atoms on an optical lattice with lattice spacing $d = 300nm$, and it is accelerated at a rate of $1000m/sec^2$. The diffusion will be maximum for $\omega_{AC} = \omega_{Bloch} \simeq 50kHz$, and the separation between nearest WSL states will be of the order of $30peV$.

4 Acknowledgments

I am indebted to Professor N Kumar for critical discussion and constant encouragement. I would like to thank a referee who suggested the physical situation of cold atom transport on tilted optical lattice for the present mathematical treatment and for many more useful comments.

Appendix A: No acceleration and no AC Drive

We take the time(scaled) laplace transform $\tilde{\rho}(p, u, s) = \int_0^\infty e^{-s\tau} \rho(p, u, \tau) d\tau$ of equation 14. We get

$$s\tilde{\rho}(p, u, s) - \rho(p, u, t=0) = \phi(p, u)\tilde{\rho}(p, u, s) + \Gamma\tilde{\chi}(u, s). \quad (32)$$

Now we want to calculate the value of $\rho(p, u, t=0)$. We know that

$$\rho_{m,n}(t=0) = \langle C_m^*(t=0)C_n(t=0) \rangle = \delta_{m,0}\delta_{n,0}$$

$$\tilde{\rho}(k_1, k_2, t=0) = \sum_{m,n} \rho_{m,n}(t=0) e^{-imk_1} e^{ink_2}$$

$$= \sum_{m,n} \delta_{m,0}\delta_{n,0} e^{-imk_1} e^{ink_2}$$

$$\rho(p, u, t=0) = \sum_{m,n} \delta_{m,0}\delta_{n,0} e^{-im(p+u/2)} e^{in(p-u/2)} = 1, \quad (33)$$

with this we get

$$\tilde{\rho}(p, u, s) = \frac{1 + \Gamma\tilde{\chi}(u, s)}{s - \phi(p, u)}. \quad (34)$$

Summing the above equation i.e., equation 34 over p .

$$\begin{aligned} \sum_p \tilde{\rho}(p, u, s) &= \sum_p \frac{1 + \Gamma\tilde{\chi}(u, s)}{s - \phi(p, u)}, \frac{1}{2\pi} \int_{-\pi}^{\pi} \tilde{\rho}(p, u, s) dp \\ &= \frac{[1 + \Gamma\tilde{\chi}(u, s)]}{2\pi} \int_{-\pi}^{\pi} \frac{dp}{s - \phi(p, u)}. \end{aligned} \quad (35)$$

By re-arrangements we get

$$\tilde{\chi}(u, s) = \frac{I}{1 - I\Gamma}, \quad I = \frac{1}{2\pi} \int_{-\pi}^{\pi} \frac{dp}{s - \phi(p, u)}. \quad (36)$$

Now, we want to find the mean and mean-squared displacement, as we know

$$\begin{aligned}
\tilde{\chi}(u, s) &= \frac{1}{2\pi} \int_{-\pi}^{\pi} \tilde{\rho}(q, u, s) dq = \\
&= \frac{1}{2\pi} \int_{-\pi}^{\pi} \sum_{m,n} \tilde{\rho}_{m,n}(s) e^{-im(p+u/2)} e^{in(p-u/2)} dp \\
&= \frac{1}{2\pi} \int_{-\pi}^{\pi} \sum_{m,n} \tilde{\rho}_{m,n}(s) e^{-i(m+n)\frac{u}{2}} e^{i(n-m)p} dp \\
&= \sum_{m,n} \delta_{m,n} \tilde{\rho}_{m,n}(s) e^{-i(m+n)\frac{u}{2}} = \sum_n \tilde{\rho}_{n,n}(s) e^{-inu} \\
\delta &= \frac{1}{2\pi} \int_{-\pi}^{\pi} e^{i(n-m)p} dp.
\end{aligned} \tag{37}$$

The mean displacement in s -domain is given by $\sum_n n \tilde{\rho}_{n,n}(s)$, noting that

$$\frac{\partial \tilde{\chi}(u, s)}{\partial u} = -i \sum_n n \tilde{\rho}_{n,n}(s) e^{-inu}.$$

We have

$$\langle \tilde{x}(s) \rangle = i \left[\frac{\partial \tilde{\chi}(u, s)}{\partial u} \right]_{u=0}. \tag{38}$$

Similarly, mean-squared displacement is given by

$$\langle \tilde{x}^2(s) \rangle = \sum_n n^2 \tilde{\rho}_{n,n}(s) = - \left[\frac{\partial^2 \tilde{\chi}(u, s)}{\partial u^2} \right]_{u=0}. \tag{39}$$

Now differentiating equation 37, w. r. t. u and finding the differentials of the integral I at $u = 0$, using equation 38 and equation 39, we obtain

$$\begin{aligned}
\langle \tilde{x}(s) \rangle &= 0, \\
\langle x(t) \rangle &= 0.
\end{aligned} \tag{40}$$

$$\langle \tilde{x}^2(s) \rangle = \frac{1}{s^2(s + \Gamma)}. \tag{41}$$

After inversion, we get the mean-squared displacement (equation 15)

Appendix B: Accelerated lattice in an external AC drive

The solution of first order P.D.E (equation 24) is

$$\begin{aligned}
\varrho(p, u, \tau) &= \Gamma e^{-\varphi(p, u, \tau)} \int e^{\varphi(p, u, \tau)} \bar{\chi}(u, \tau) d\tau \\
&+ C_1(p, u) e^{-\varphi(p, u, \tau)}.
\end{aligned} \tag{42}$$

Summing over p ,

$$\begin{aligned}
\sum_p \varrho(p, u, \tau) &= \Gamma \sum_p e^{-\varphi(p, u, \tau)} \int e^{\varphi(p, u, \tau)} \bar{\chi}(u, \tau) d\tau \\
&+ \sum_p C_1(p, u) e^{-\varphi(p, u, \tau)}.
\end{aligned} \tag{43}$$

$$\begin{aligned}
\frac{1}{2\pi} \int_{-\pi}^{\pi} dp \varrho(p, u, \tau) &= \frac{\Gamma}{2\pi} \int_{-\pi}^{\pi} dp e^{-\varphi(p, u, \tau)} \\
&\times \int e^{\varphi(p, u, \tau)} \bar{\chi}(u, \tau) d\tau + \frac{1}{2\pi} \int_{-\pi}^{\pi} dp C_1(p, u) e^{-\varphi(p, u, \tau)}.
\end{aligned} \tag{44}$$

$$\begin{aligned}
\bar{\chi}(u, \tau) &= \frac{\Gamma}{2\pi} \int_{-\pi}^{\pi} e^{-\varphi(p, u, \tau)} I_4 dp \\
&+ \frac{1}{2\pi} \int_{-\pi}^{\pi} C_1(p, u) e^{-\varphi(p, u, \tau)} dp, I_4 = \int e^{\varphi(p, u, \tau)} \bar{\chi}(u, \tau) d\tau.
\end{aligned} \tag{45}$$

To calculate $C_1(p, u)$, we put $\tau = 0$ in equation 42, and use the initial condition equation 7, i.e., $\bar{\rho}_{mn}(t = 0) = \rho_{mn}(t = 0) = \delta_{m0} \delta_{n0}$, we have

$$\begin{aligned}
\varrho(p, u, \tau = 0) &= \sum_{m,n} \bar{\rho}_{mn}(0) e^{-im(p-u/2)} e^{in(p+u/2)} \\
&= \sum_{m,n} \delta_{m0} \delta_{n0} e^{-im(p-u/2)} e^{in(p+u/2)} = 1.
\end{aligned} \tag{46}$$

So,

$$C_1(p, u) = e^{\varphi(p, u, 0)} - \Gamma I_{4\tau}, I_{4\tau} = \left[\int e^{\varphi(p, u, \tau)} \bar{\chi}(u, \tau) d\tau \right]_{\tau=0}^{\tau=0}. \tag{47}$$

Equations 45, and 47 gives

$$\begin{aligned}
\bar{\chi}(u, \tau) &= \frac{\Gamma}{2\pi} \int_{-\pi}^{\pi} e^{-\varphi(p, u, \tau)} I_4 dp + \frac{1}{2\pi} \int_{-\pi}^{\pi} [e^{\varphi(p, u, 0)} - \Gamma I_{4\tau}] \\
&\times e^{-\varphi(p, u, \tau)} dp, I_4 = \int e^{\varphi(p, u, \tau)} \bar{\chi}(u, \tau) d\tau, \\
I_{4\tau} &= \left[\int e^{\varphi(p, u, \tau)} \bar{\chi}(u, \tau) d\tau \right]_{\tau=0}, \\
\varphi(p, u, \tau) &= \frac{2i}{\Delta} \cos(p + \Delta\tau) \sin(u/2) + \Gamma\tau.
\end{aligned} \tag{48}$$

As we have, $\langle x(\tau) \rangle = i \frac{\partial \bar{\chi}(u, \tau)}{\partial u}$. In order to calculate the mean displacement, we differentiate the above integral equation for reduced-transformed density matrix equation 48 w. r. t. u and set $u = 0$. Noting that

$$\begin{aligned}
\bar{\chi}(u, \tau) &= \frac{1}{2\pi} \int_{-\pi}^{\pi} \varrho(q, u, \tau) dq \\
&= \frac{1}{2\pi} \int_{-\pi}^{\pi} \sum_{m,n} \rho_{mn}(\tau) e^{i\delta(m-n)\tau} e^{-im(p-u/2)} e^{in(p+u/2)} dp, \\
\bar{\chi}(0, \tau) &= \frac{1}{2\pi} \int_{-\pi}^{\pi} \sum_{m,n} \rho_{mn}(\tau) e^{i\delta(m-n)\tau} e^{i(n-m)p} dp \\
&= \sum_{m,n} \delta_{mn} \rho_{mn}(\tau) e^{i\delta(m-n)\tau} = 1.
\end{aligned} \tag{49}$$

We finally obtain

$$\langle x(\tau) \rangle = \left[\frac{\partial \bar{\chi}(u, \tau)}{\partial u} \right]_{u=0} = 0. \tag{50}$$

To calculate mean-squared displacement $= - \left[\frac{\partial^2 \bar{\chi}(u, \tau)}{\partial u^2} \right]_{u=0}$, we solve equation 48 by doubly differentiating it w. r .t. u and then setting $u = 0$ to get

$$\begin{aligned} \left[\frac{\partial^2 \bar{\chi}(u, \tau)}{\partial u^2} \right]_{u=0} &= \Gamma e^{-\Gamma \tau} \int e^{\Gamma \tau} \left[\frac{\partial^2 \bar{\chi}(u, \tau)}{\partial u^2} \right]_{u=0} d\tau \\ &- \frac{1}{(\Delta^2 + \Gamma^2)} (1 - e^{-\Gamma \tau} \cos \Delta \tau) + \frac{\Gamma}{\Delta(\Delta^2 + \Gamma^2)} e^{-\Gamma \tau} \sin \Delta \tau \\ &- 2\pi \left[\int e^{\Gamma \tau} \left[\frac{\partial^2 \bar{\chi}(u, \tau)}{\partial u^2} \right]_{u=0} d\tau \right]_{\tau=0} e^{-\Gamma \tau}. \end{aligned} \quad (51)$$

Equation 51 is solved by Laplace Transform method. In equation 51, we define $e^{\Gamma \tau} \left[\frac{\partial^2 \bar{\chi}(u, \tau)}{\partial u^2} \right]_{u=0} = f(\tau)$. With this, $f(\tau)$ takes the following form

$$\begin{aligned} f(\tau) &= \Gamma \int f(\tau) d\tau - \frac{e^{\Gamma \tau}}{\Delta^2 + \Gamma^2} + \frac{\cos \Delta \tau}{\Delta^2 + \Gamma^2} \\ &+ \frac{\sin \Delta \tau}{\Delta(\Delta^2 + \Gamma^2)} + \text{constant}. \end{aligned} \quad (52)$$

Differentiating the above integral equation, we get

$$\frac{df(\tau)}{d\tau} = \Gamma f(\tau) - \frac{\Gamma e^{\Gamma \tau}}{\Delta^2 + \Gamma^2} + \frac{\Gamma \cos \Delta \tau}{\Delta^2 + \Gamma^2} - \frac{\Delta \sin \Delta \tau}{(\Delta^2 + \Gamma^2)}. \quad (53)$$

With the initial condition $f(\tau = 0) = 0$, i.e., mean-squared displacement is zero at time $\tau = 0$, the above equation can be readily solved to get the mean-squared displacement as given in equation 27.

References

1. M.G. Raizen, C. Salomon, and Qian Niu, Phys Today, July, **50**, (1997)30
2. F. Bloch, Z. Phys. **52**, (1928)555.
3. Oliver Morsch and Markus Oberthaler, Rev. Mod. Phys. **78**, (2006)179.
4. M. BenDahan et al. Phys. Rev. Lett. **76**, (1996)4508.
5. B. P. Anderson and M. A. Kasevich, Science **282**, (1998) 1686.
6. G. H. Wannier, Phys. Rev. **117**, (1960)432.
7. A. R. Kolovsky, A. V. Ponomarev and H. J. Korsch, Phys. Rev. A **66**, (2002)053405.
8. Alexey V. Ponomarev, Javier Madronero, Andrey R. Kolovsky, and Andreas Buchleitner, Phys. Rev. Lett. **96**, (2006)050404.
9. R. Graham and S. Miyazaki, Phys. Rev A **53**, (1996)2683.
10. P. Goetsch and R. Graham, Phys. Rev. A **54**, (1996)5345.
11. M. Glueck, A. R. Kolovsky, and H. J. Korsch, Phys. Rep. **366**, (2002)103.
12. C. S. Adams, M. Sigel, and J. Mlynek, Phys. Rep. **240**, (1994) 143.
13. V. S. Letokhov and V. G. Minogin, Phys. Rep. **73**, (1981)1.
14. Navinder Singh and N. Kumar, Mod. Phys. Lett. B **19**, (2005)1.