

Marginal intermediate statistics in the excited spectra of the generalized Jahn-Teller systems

Eva Majerníková^{1,2,*} and Serge Shpyrko^{2,†}

¹*Institute of Physics, Slovak Academy of Sciences,
Dúbravská cesta 9, SK-84 511 Bratislava, Slovak Republic*

²*Department of Theoretical Physics, Palacký University,
Tř. 17. listopadu 50, CZ-77207 Olomouc, Czech Republic*

The long-range spectral density correlations (spectral rigidities $\bar{\Delta}_3(\bar{n})$) of the $E \otimes (b_1 + b_2)$ Jahn-Teller model are strongly nonuniversal. They exhibit an anomalous linear part for small \bar{n} and tend to saturation for large \bar{n} . Far from certain limiting cases of a particular symmetry the values of linear slopes (spectral compressibilities) approach a well-defined limit given by the semi-Poisson statistics in agreement with the same tendencies revealed for the short-range statistical characteristics of this class of models in a previous paper [Phys.Rev.E**73**, 057202 (2006)]. This marginal behavior is ascribed to the broken rotation symmetry of the model which results in a random distribution of the wave functions at all scales up to the size of available state space. The multifractal behavior of the wave functions is supported by the analysis of their fractal dimensions which range up to 1.5 ± 0.1 (for \bar{D}_2). This allows us to classify the model as a member of the class with a multifractal eigenfunction statistics characteristic for the spectra with weakened level repulsion similar to the Anderson model near the point of M-I transition.

PACS numbers: 05.45.-a, 31.30.-i, 63.22.+m

In a recent paper [1] we have initiated the study of the statistical evidence of quantum chaotic patterns emerging in the two-level models of electron-phonon interaction represented by the $E \otimes (b_1 + b_2)$ Jahn-Teller (JT) model. We have shown that the (short-range) statistics of the nearest-neighbor level spacings (NNS) in the range of interaction parameters apart from the particular symmetry cases ($E \otimes e$ JT and exciton model) tends to a well-defined limit close to the semi-Poisson law $P(S) = 4S \exp(-2S)$. The intermediate statistics between Poisson (uncorrelated levels) and Wigner-Dyson distribution of correlated fully chaotic level system was found within the frame of random matrix theory as a critical distribution at the metal-insulator transition in the Anderson model of disorder [2], [3] as well as in several models with not fully developed chaotic dynamics [4]. Namely, the semi-Poisson distribution of the level spacings in the plasma model was ascribed to the screening (restriction to a finite number of nearest neighbors) of the logarithmic pair interaction potential. Statistical methods for energy levels and eigenfunctions of disordered systems are reviewed by several authors [5].

In the present paper we concentrate on the complementary item of the long-range statistics for the excited spectra of the $E \otimes (b_1 + b_2)$ JT model with broken rotation symmetry. It comprises the spectral rigidity measure of correlations of the level density on scales large compared to the mean level spacings. Among possible variants of

this measure one can cite the $\bar{\Delta}_3$ statistics of Dyson *et al* [6] related to the fluctuations of the level number $\langle \delta^2 N \rangle$ in an energy band of a width E [2, 3, 6, 7]. The random matrix theory (RMT) predicts the scaling of this measure as $\log E$ (or $\log \bar{n}$, $\bar{n} \equiv \langle N \rangle$ is the length of the energy interval measured by the mean number of levels inside) for the domain of the fully developed chaos, meanwhile for the completely uncorrelated sequences of levels a linear scaling $\sim \bar{n}$ is expected [4, 8].

The $\bar{\Delta}_3$ measure and the correlation function of the level number $\Sigma_2(\bar{n}) \equiv \langle \delta^2 N \rangle = \langle N^2 \rangle - \langle N \rangle^2$ are related as $\bar{\Delta}_3(\bar{n}) = \frac{2}{\bar{n}^4} \int_0^{\bar{n}} (\bar{n}^3 - 2\bar{n}^2 r + r^3) \Sigma_2(r) dr$ [9]. In an uncorrelated sequence of levels $\Sigma_2(r) = r$ and $\bar{\Delta}_3(\bar{n}) = \bar{n}/15$ for the Poisson ensemble. The number variance $\Sigma_2(\bar{n})$ was calculated for a set of ensembles within RMT supposed to model behavior of the systems of Anderson type [8, 10]. Its asymptotic form is shown to be similar to the uncorrelated case but with the coefficient (level compressibility) $\chi < 1$, $\Sigma_2(\bar{n}) \sim \chi \bar{n}$ for large \bar{n} . The value $\chi > 0$ at weakened level repulsion (compared to the metallic limit) refers to the fractal nature of the wave functions. Restricting to the nearest neighbor interactions of the logarithmic pair potential in the Coulomb plasma model for the semi-Poisson statistics Bogomolny *et al* [4] found the value of the compressibility $\chi = 1/2$ for the semi-Poisson statistics.

The set of fractal dimensions D_q is defined by the scaling properties of the momenta of the inverse participation ratio. For the sake of application to the excited states of our electron-phonon model it is suitable to use the spectral representation where the relevant substrate is the space spanned by vibron Fock states n [11]

$$I_q(n) \equiv \sum_i |C_{in}|^{2q}. \quad (1)$$

*Electronic address: eva.majernikova@savba.sk

†On leave from the Institute for Nuclear Research, Ukrainian Academy of Sciences, pr. Nauki 47, Kiev, Ukraine; e-mail: serge.shp(at)yahoo.com

Here, $C_{in} \equiv \langle \Phi_i | \chi_n \rangle$, Φ_i are the vibron base Fock states and $\chi_n(Q_1, Q_2)$ are the (numerically calculated) vibron (phonon) wave functions in the space of coordinates Q_1 and Q_2 . The scaling with the fractal dimension D_q in the spectral representation assumes that one explores the probabilities $P_{i,L}(n) = \sum_l C_{l \in i, n}^2$, where the sum is taken over the cube i comprising l^d base Fock states

$$I_{q,L}(n) \propto \sum_i^L P_{i,L}^q(n) \propto L^{-D_q(q-1)}, \quad (2)$$

and the information dimension D_1 is understood as usual in the limit $q \rightarrow 1$ as the scaling factor of $\exp(-\sum P_i \log P_i) \propto L^{D_1}$. A common assertion states that the critical statistics in certain class of systems including Anderson model at M-I transition is in an intimate relation with the weakly overlapping (implying multifractality) wave functions [12].

The $E \otimes (b_1 + b_2)$ JT model is defined by the standard Hamiltonian $\hat{H} = \Omega(b_1^\dagger b_1 + b_2^\dagger b_2 + 1)I + \alpha(b_1^\dagger + b_1)\sigma_z - \beta(b_2^\dagger + b_2)\sigma_x$ [1]. Here, the local spinless double degenerate electron level is linearly coupled to two intramolecular vibron (phonon) modes of the frequency Ω by different coupling constants $\alpha \neq \beta$. The pseudospin notation with 2×2 Pauli matrices σ_x, σ_z and unit matrix I refers to the two-level electron system. The operators b_i, b_i^\dagger satisfy boson commutation rules $[b_i, b_j^\dagger] = \delta_{ij}$ and define the vibron coordinates $Q_i = \langle b_i^\dagger + b_i \rangle$, $i = 1, 2$. The interaction term $\propto \alpha$ removes the degeneracy of electron levels and the term $\propto \beta$ mediates the vibron-assisted electron tunneling between the levels (the class of exciton models differs from the present one by the absence of the phonon-2 assistance in the term with β). Two cases of special symmetry comprise the rotation symmetric $E \otimes E$ JT model ($\alpha = \beta$) in $d = 2$ and the trivial polaron model with $\beta = 0$ or $\alpha = 0$ in $d = 1$.

In the following we use the vibron eigenfunctions of the transformed Hamiltonian $\tilde{H} \equiv U \hat{H} U^{-1}$ [11, 13]

$$\tilde{H} = \Omega \left(\sum_{i=1,2} b_i^\dagger b_i + 1 \right) + \alpha(b_1^\dagger + b_1) - p\beta(b_2^\dagger + b_2)R_{ph} \quad (3)$$

exactly diagonalized in the electron subspace by the Fulton-Gouterman unitary operator $U = \frac{1}{\sqrt{2}} \begin{pmatrix} 1 & R_{ph} \\ 1 & -R_{ph} \end{pmatrix}$, where $R_{ph} = \exp(i\pi b_1^\dagger b_1)$ is the phonon reflection operator imposing high nonlinearity in the system and the parity $p = \pm 1$ (in what follows we choose $p = +1$). In the representation of radial coordinates in the plane $Q_1 \times Q_2$, $Q_1 = r \cos \phi$, $Q_2 = r \sin \phi$ the transformed Hamiltonian (3) yields [11]

$$\tilde{H} = -\frac{1}{2r} \frac{\partial}{\partial r} \left(r \frac{\partial}{\partial r} \right) + \frac{1}{2} r^2 - \frac{1}{2r^2} \cdot \frac{\partial^2}{\partial \phi^2} + \sqrt{2}\alpha r (\cos \phi - \sin \phi R_{ph}) I + \sqrt{2}(\alpha - \beta) r \sin \phi R_{ph} \sigma_z. \quad (4)$$

The reflection operator R_{ph} in radial coordinates acts as $R_{ph}(r, \phi) f(r, \phi) = f(r, \pi - \phi)$ on some $f(r, \phi)$. An example of the numerical eigensolution to the transformed

Hamiltonian (3) in the space $Q_1 \times Q_2$ is shown in Fig. 1. Let us note the apparent fractal nature of the space distribution of the state amplitude [14]. The Hamiltonian (4) commutes with the operator of the angular momentum $\hat{J} = i(b_1 b_2^\dagger - b_1^\dagger b_2) - \sigma_y/2$ if $\alpha = \beta$. Thus the eigenfunctions of the symmetric model can be chosen each to pertain to a state with a good quantum number $|j| = 1/2, 3/2, \dots$ [11].

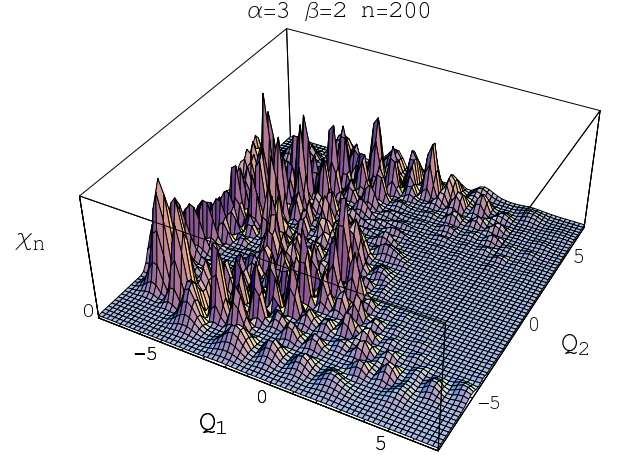


FIG. 1: Example of the wave function $\chi_n(Q_1, Q_2)$ for $\alpha = 3$, $\beta = 2$ and $n = 200$.

The last term in (4) breaks the rotational symmetry and involves interactions of the basis states with different j . Hence, a wavefunction of the full Hamiltonian is now distributed over a range of values of the angular momentum (Fig. 2). An analogy to the Anderson model of disorder can be traced if the base functions with definite j are considered as "pseudospins" over which the wave function is spread. Similarly as in the Anderson model, the properties of the model are determined by the relative strengths of the intersite (different j) and the onsite interactions. The microscopic reason for this analogy is the assistance of phonons-2 in transitions between the levels (4) which allows for the emerging of the pseudolattice. To our opinion, it is just these transitions with changing symmetry (R_{ph}) which ensured the similarity of the results for NNS distribution [1] to the Anderson model at M-I transition. Traces of quantum chaos cause the sequence of these coefficients to be distributed in a random fashion with varying n thus supporting the analogy to the Anderson model with *a priori* given random coefficients.

Calculating the angular part of the matrix elements of the symmetry breaking term in (4) between the harmonic oscillator states the selection rules can be obtained which assert that the element with definite j is directly connected to the elements with $j' = j + 2, j - 2$. This reminds us of an analogy with the "daisy models" of random matrix ensembles [16] with dropping every second term which were shown to lead directly to the semi-Poisson distribution of NNS. The natural "length" of our

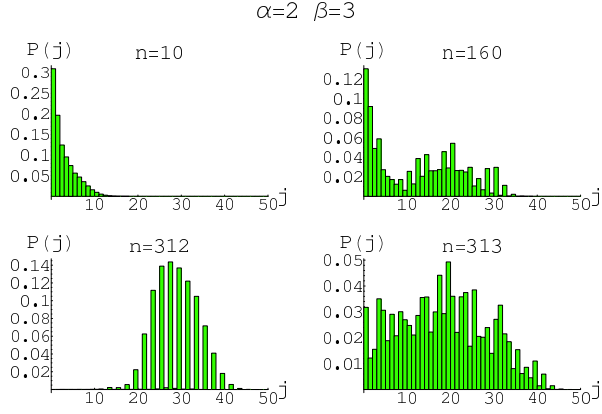


FIG. 2: Examples of distributions of wave functions over j -space for $\alpha = 2, \beta = 3$. “Localized” ($n = 312$) and extended states.

pseudolattice (for given interval of energy) is thus the maximal number of allowed values of angular momentum for given n (level number), that is $L \sim \sqrt{n}$ (a state with main quantum number $n_r = 0, 1, \dots$ of a two-dimensional harmonic oscillator is $n_r + 1$ times degenerated with auxiliary quantum number ranging between 0 and n_r , hence $n \sim n_r^2$). Thus the analogy to the Anderson type models with M-I transition whose intrinsic characteristics is the length L of a system appears now more pronounced.

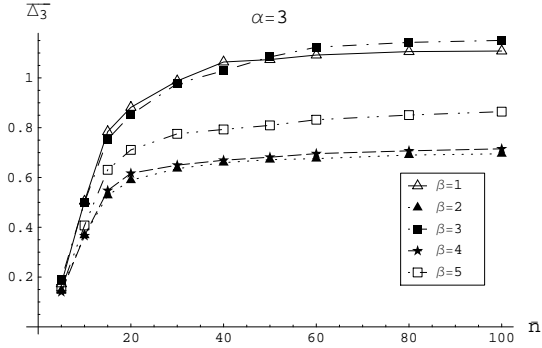


FIG. 3: Spectral rigidity ($\bar{\Delta}_3$ -statistics) for the $E \otimes (b_1 + b_2)$ JT model. Linear slopes for small \bar{n} and tending to nonuniversal saturation values $\bar{\Delta}_{3max}(\beta)$ for large \bar{n} can be noted.

In Fig. 3 the samples of the long-range characteristics $\bar{\Delta}_3$ of the energy spectra of the U -transformed Hamiltonian (3) (unfolded in a standard fashion) are presented for several sets of interaction parameters. It is seen that the spectral rigidity shows up serious deviations from the Poisson behavior as well as from the logarithmic dependence expected in the frame of RMT. For large \bar{n} it supposedly tends to a saturation, and a characteristic linear domain is evident for small \bar{n} (up to $\bar{n} \sim 15$) (Fig. 4). The $\bar{\Delta}_3$ curves for $\beta = 2, 4$ for $\alpha = 3$ (scaled by $\Omega = 1$) are situated very close one to another, i.e. they are getting close to a limit with the minimal slope, see Fig. 4.

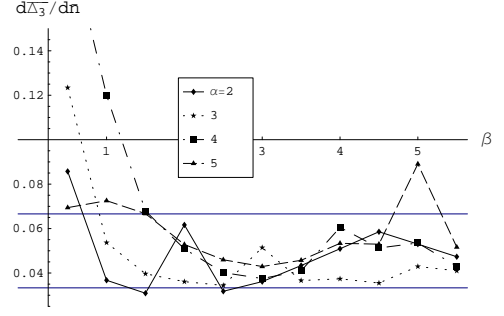


FIG. 4: The slopes $d\bar{\Delta}_3(\bar{n})/d\ln|\bar{n}|_{\bar{n}=0}$ (“level compressibilities”) of the long-range statistical measure for different model parameters (α, β) . The grid lines indicate the Poisson line ($1/15$) and the marginal semi-Poisson limit ($0.5/15 \simeq 0.033$). The dispersion of the probability distributions pertaining to the displayed mean values is ~ 0.01 . Large deviation of the points $\alpha = 4, \beta > 4$ from the suggested marginal line is explained by their relative proximity to the symmetric point $\alpha = \beta = 4$.

In Fig. 4 we plot the level compressibilities (slopes $d\bar{\Delta}_3(\bar{n})/d\ln|\bar{n}|_{\bar{n}=0}$ of the $\bar{\Delta}_3$ curves) for a range of parameters α, β . Apart from the cases close to the special symmetries ($\alpha = \beta$ and $\alpha \ll \beta, \alpha \gg \beta$) the slopes show a markable tending to the value $0.5/15$ (the horizontal grid line at 0.033) indicating the semi-Poisson limit. The said marginality also emerged in the statistics of NNS [1]. We have shown that the dispersions σ^2 of NNS distributions in the range of parameters far from the mentioned special symmetry cases tend to a limit $\sigma^2 \simeq 0.5$ characteristic for the M-I transition of the Anderson model.

An independent quantitative analysis of the properties of the $E \otimes (b_1 + b_2)$ excited spectra can be obtained by exploring the scaling of the moments of the inverse participation ratio (2) in the spectral representation of Fock states to determine related fractal dimensions. In Fig. 5 the averaged fractal dimensions \bar{D}_q , $q = 1, \dots, 4$ in the spectral representation are displayed for a set of interaction strengths. The small variations of \bar{D}_q ($\bar{D}_i < \bar{D}_j$ at $i > j$) allow to state a weak multifractality of the respective wave functions. The fractal dimensions D_q

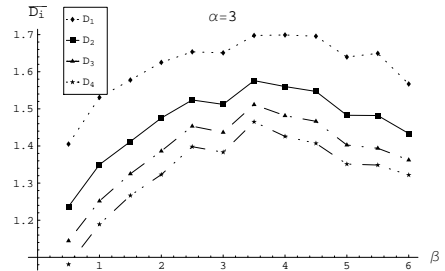


FIG. 5: Fractal dimensions \bar{D}_q averaged over n for different pairs of $\alpha = 3, \beta$. A weak multifractality is evident when comparing \bar{D}_q for different q .

show strong variations when changing n (Fig. 6) so that

one has to speak rather about their statistical distributions [15]. It is seen that this distribution may have a pronounced drift – there occurs a crossover between dimensions $d = 1$ and $d = 2$ at small n . It becomes more homogeneous when n increases. In view of the interpretation in terms of the 1d "pseudolattice" in j -space with natural size of the order $\sim \sqrt{n}$ this can be understood as a tendency towards a universal distribution in the limit of very large lattice size. Such a limiting behavior of statistical characteristics of the distribution of fractal dimensions for large lattice sizes of the Anderson model at M-I transition was conjectured by Parshin et al [15].

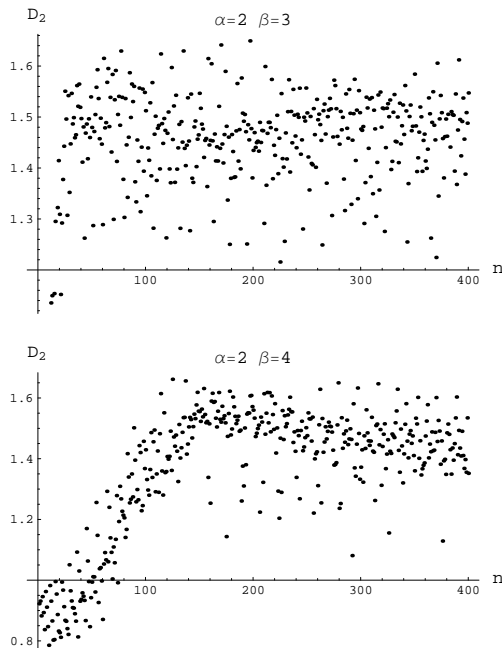


FIG. 6: Distribution of fractal dimensions D_2 over levels n for different pairs α, β .

Despite big level-to-level fluctuations of the fractal dimensions (Fig. 6) their values averaged over level numbers appear to exhibit certain universality in a similar sense as the universality marked in Fig. 4. The averaged fractal dimensions \bar{D}_2 in Fig. 7 show a markable tendency to values 1.5 ± 0.1 apart from the case $\alpha \gg \beta$ or $\alpha \ll \beta$. It is to be noted that the fractal dimensions D_q are statistically distributed with a dispersion up to 0.2 (Fig. 6) larger than the deviations of the relevant part of D_2 from the supposed mean values.

The statistical properties of the investigated JT model are closely related to its spatial symmetry given by the interaction strengths α, β . Our numerical analysis of the spectral rigidity, its slopes and fractal dimensions brings an evidence for their apparent nonuniversality. Namely,

our results allow us to conclude that the nonuniversality is caused by the dimensional crossover between $d = 1$ and $d = 2$ when changing the parameters α, β . A support for this suggestion is the behavior of the dimension \bar{D}_2 (Fig. 7) which has almost the same value 1.5 at the points $\alpha = \beta$. In the neighborhood of this point the nonuniversality of \bar{D}_2 is the most moderate; the deviations from 1.5 extend within the interval ± 0.05 .

To summarize, we showed that although the long-range correlation measure $\bar{\Delta}_3(\bar{n})$ of the $E \otimes (b_1 + b_2)$ JT model is nonuniversal, the slope of its linear part (related to level number compressibility) tends quantitatively close to the universal value characteristic for the semi-Poisson distribution in the range of interaction parameters far apart from particular cases of different symmetry. A well defined limiting behavior for the same region of parameters is also found for the average fractal dimensions of the respective wavefunctions. To our knowledge, till now the theory justifying the existence of the limiting "universal" value related to the said distribution is lacking. The only relation $\chi = (d - D_2)/2d$ derived in [8] was the first bridge between the fractal dimension D_2 and the long-range level statistics. However, it is proven to be valid only for small values of compressibility and does not fit to our calculations. The exposed results allow us to suggest that the class of investigated electron-phonon models pertains to a class of systems sharing a novel universal statistics whose representative is for example the Anderson model at the point of M-I transition.

Acknowledgments

We thank Dr. P. Markoš for useful discussions. The support of the project by the Grant Agency of the Czech Republic No. 202/06/0396 is greatly acknowledged. Partial support is acknowledged also for the project No. 2/6073/26 by the Grant Agency VEGA, Bratislava.

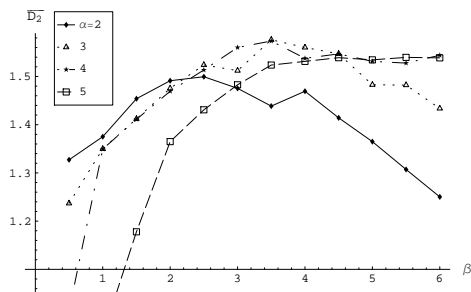


FIG. 7: Fractal dimensions \bar{D}_2 averaged over n in the range 200–400 for different pairs α, β . In the "most chaotic" domain the values of \bar{D}_2 are distributed in a narrow region $\sim 1.5 \pm 0.1$.

- H. B. Shore, Phys. Rev. B **47**, 11487 (1993).
- [3] S. N. Evangelou, J.-L. Pichard, Phys. Rev. Lett. **84**, 1643 (2000); S. N. Evangelou, D. E. Katsanos, Phys. Lett. A **334**, 331 (2005).
- [4] E. B. Bogomolny, U. Gerland, C. Schmit, Phys. Rev. E **59**, R1315 (1999); E. B. Bogomolny, U. Gerland, and C. Schmit, Eur. Phys. J. B **19**, 121, (2001).
- [5] M. Janssen, Phys. Rep. 295, 1 (1998), A. D. Mirlin, Phys. Repts. **326**, 260 (2000).
- [6] F. J. Dyson and M. L. Mehta, J. Math. Phys. **4**, 701 (1963).
- [7] M. L. Mehta, Nucl. Phys. **18**, 395 (1960); M. L. Mehta, M. Gaudin, Nucl. Phys. **18**, 420 (1960); M. Gaudin, Nucl. Phys. **25**, 447 (1961).
- [8] V.E. Kravtsov and I.V. Lerner, Phys. Rev. Lett. **74**, 2563 (1995);
- [9] A. Pandey, Ann. Phys. **119**, 170 (1979).
- [10] J. T. Chalker, V. E. Kravtsov and I. V. Lerner,) Pis'ma v ZhETF **64**, 355 (1996) [JETP Letters **64**, 386 (1996)].
- [11] E. Majerníková, S. Shpyrko, Phys. Rev. E **73**, 066215 (2006).
- [12] V. E. Kravtsov and K. A. Muttalib, Phys. Rev. Lett. **79**, 1913 (1997).
- [13] E. Majerníková and S. Shpyrko, J. Phys.: Cond. Matter **15**, 2137 (2003).
- [14] It is to be noted that the energy spectrum of the system is invariant with respect to the interchange $\alpha \leftrightarrow \beta$. But the system itself is not invariant with respect to this interchange. For example, the ground state is essentially different in the domains of heavy ($\alpha > \beta$) and light ($\alpha < \beta$) polarons [13]. However, in the Fock state representation the components of the corresponding wave vectors differ up to the sign change which does not affect the fractal properties of wavefunctions in the spectral representation and, hence, the symmetry of exposed results with respect to the said transformation.
- [15] D. A. Parshin and H. R. Schober, Phys. Rev. Lett. **83**, 4590 (1999).
- [16] H. Hernández-Saldaña, J. Flores, and T. H. Seligman, Phys. Rev. E **60**, 449 (1999).