

# Quantum tunneling of magnetization in single molecular magnets coupled to ferromagnetic reservoirs

Maciej Misiorny<sup>1</sup> and Józef Barnaś<sup>1,2,\*</sup>

<sup>1</sup>*Department of Physics, Adam Mickiewicz University, 61-614 Poznań, Poland*

<sup>2</sup>*Institute of Molecular Physics, Polish Academy of Sciences, 60-179 Poznań, Poland*

(Dated: December 2, 2024)

The role of spin polarized reservoirs in quantum tunneling of magnetization and relaxation processes in a single molecular magnet (SMM) is investigated theoretically. The SMM is exchange-coupled to the reservoirs and also subjected to a magnetic field varying in time, which enables the quantum tunneling of magnetization (QTM). The spin relaxation times are calculated from the Fermi golden rule. The exchange interaction with tunneling electrons is shown to affect the spin reversal due to QTM. Furthermore, it is shown that the switching is associated with transfer of a certain charge between the leads.

PACS numbers: 75.47.Pq, 75.60.Jk, 71.70.Gm, 75.50.Xx

**Introduction** Single molecular magnets (SMMs) form a class of systems whose permanent magnetic moments stem from their molecular structure [1, 2]. Generally, SMMs are characterized by a large ground state spin number  $S$  and a relatively large uniaxial-type magnetic anisotropy. As a result, an energy barrier appears for switching SMM's spin between the two stable spin states  $|\pm S\rangle$ . At higher temperatures SMMs behave like paramagnetic or superparamagnetic particles with large magnetic moments. When temperature is lowered, the thermal energy is not sufficient to reverse the spin orientation.

It has been recently predicted that the molecule's spin can be reversed by a spin current [3, 4]. This method allows magnetic switching without any external magnetic field and is of great interest for future applications in spintronics and information technology [5, 6]. Another way to switch spin of the molecule relies on the phenomenon of quantum tunneling of magnetization (QTM) [7], which occurs in a magnetic field varying (linearly) in time. The tunneling takes then place between the energetically matched levels on the opposite sides of the barrier and leads to successive steps observed in hysteresis loops [8].

An important problem associated with the phenomenon of QTM is the spin relaxation. Such a relaxation can take place for instance *via* spin-orbit or spin-spin couplings. In this paper we consider spin switching *via* QTM, associated with the spin relaxation due to coupling of the molecule with two reservoirs of spin polarized electrons. More specifically, the system under consideration consists of a SMM located in the barrier between two ferromagnetic leads, see Fig. 1(a). For simplicity, we take into account only collinear (parallel and antiparallel) magnetic configurations of the leads. Moreover, the magnetic easy axis of the molecule is parallel to the magnetic moments of the leads. To allow the QTM, an external time-dependent magnetic field is applied to the molecule along its easy axis, see Fig. 1(b). We assume that the field has no influence on the magnetic configuration of

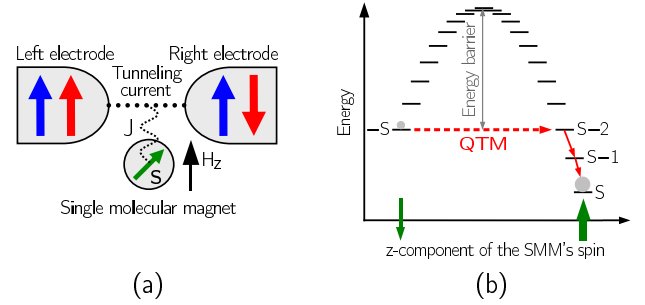


FIG. 1: (color online) (a) Schema of the system under consideration for parallel (black solid arrows) and antiparallel (grey solid arrows) magnetic configurations. (b) Energy levels corresponding to different spin states of the SMM. The grey dots represent the occupancy of the molecular spin states when the third resonant field is reached.

the system, which can be controlled by different means (exchange anisotropy, for instance).

**Theoretical description** In Ref.[3] we considered the situation when a bias voltage was applied between the two external ferromagnetic leads, and the spin reversal was due to the associated spin current. Here, we consider a different situation, i.e. the system is unbiased but instead an external magnetic field is applied to switch the molecule owing to the QTM phenomenon. The switching is accompanied by a current impulse between the leads, which is a consequence of the spin relaxation processes. To simplify the description we assume that only electrons tunneling from one electrode to the other interact *via* exchange coupling with the SMM.

The simplest model Hamiltonian describing the SMM takes the form  $\mathcal{H}_{SMM} = \mathcal{H}_0 + \mathcal{H}_{QTM} + \mathcal{H}_I$  [9, 10, 11]. The first term includes the uniaxial anisotropy and the Zeeman energy of the molecule in a field along the anisotropy axis (the field varies linearly in time),

$$\mathcal{H}_0 = -DS_z^2 + g\mu_B S_z H_z, \quad (1)$$

where  $S_z$  is the  $z$  component of the spin operator,  $D$  is

the uniaxial anisotropy constant,  $g$  is the Landé factor, and  $\mu_B$  is the Bohr magneton.

The next term,  $\mathcal{H}_{QTM}$ , of the Hamiltonian is involved in the phenomenon of QTM and includes the transverse anisotropy and the Zeeman energy of the molecule in a field perpendicular to the anisotropy axis,

$$\mathcal{H}_{QTM} = E(S_x^2 - S_y^2) + C(S_+^4 + S_-^4) + g\mu_B(S_x H_x + S_y H_y), \quad (2)$$

where  $S_x$  and  $S_y$  are the transverse components of the spin operator,  $S_{\pm} = S_x \pm iS_y$ , whereas  $E$  and  $C$  are the transverse anisotropy constants. The perpendicular magnetic field is relatively weak and constant in time.

The last term of the Hamiltonian,  $\mathcal{H}_I$ , describes electrons tunneling through the barrier and simultaneously interacting with the SMM *via* exchange coupling [12, 13, 14],

$$\mathcal{H}_I = \sum_{\mathbf{k}\mathbf{k}'\alpha\beta} \frac{J}{\sqrt{N_L N_R}} \boldsymbol{\sigma}_{\alpha\beta} \cdot \mathbf{S} \left( a_{\mathbf{k}\alpha}^{L\dagger} a_{\mathbf{k}'\beta}^R + \text{H.c.} \right). \quad (3)$$

Here,  $\mathbf{S}$  is the SMM's spin operator,  $\boldsymbol{\sigma} = (\sigma^x, \sigma^y, \sigma^z)$  is the Pauli spin operator for conduction electrons,  $a_{\mathbf{k}\alpha}^q$  ( $a_{\mathbf{k}\alpha}^{q\dagger}$ ) are the annihilation (creation) operators of electrons in the left ( $q = L$ ) or right ( $q = R$ ) electrodes,  $\mathbf{k}$  ( $\mathbf{k}'$ ) denotes a wave vector and  $\alpha$  ( $\beta$ ) is the electron spin index. In Eq.(3)  $J$  is the relevant parameter, assumed to be independent of energy and polarization of the leads. Owing to proper normalization,  $J$  is also independent of the electrodes' size.  $N_q$  ( $q = L, R$ ) denotes the number of elementary cells in the  $q$ -th electrode. Since we consider only the unbiased situation, we have omitted the direct tunneling between the leads (without interaction with the molecule).

First, we present some general equations describing spin relaxation of the molecule, and start from the transition rates  $\gamma_m^{>(<) } = \gamma_m^{LR>(<) } + \gamma_m^{RL>(<) }$ , at which the molecule's spin changes from  $|m\rangle$  to the upper (lower) state  $|m \pm 1\rangle$  due to coupling with the leads. Here,  $\gamma_m^{LR>(<) }$  is the transition rate of electrons tunneling from the left to right electrode, whereas  $\gamma_m^{RL>(<) }$  corresponds to electrons tunneling the other way. These tunneling rates can be calculated from the Fermi golden rule, and for instance

$$\gamma_m^{LR>(<) } = \sum_{\mathbf{k}\alpha} \sum_{\mathbf{k}'\beta} W_{R\mathbf{k}'\beta m \pm 1}^{L\mathbf{k}\alpha m} f(\epsilon_{\mathbf{k}\alpha}^L) [1 - f(\epsilon_{\mathbf{k}'\beta}^R)]. \quad (4)$$

Here,  $f(\epsilon)$  is the Fermi-Dirac distribution, and  $\epsilon_{\mathbf{k}\alpha}^q$  ( $q = L, R$ ) is the energy of electron states in the leads. The probability of electron transitions from the initial state  $i \leftrightarrow \{L\mathbf{k}\alpha m\}$  to the final one  $j \leftrightarrow \{R\mathbf{k}'\beta m \pm 1\}$  is given by  $W_j^i = (2\pi/\hbar) |\langle j | \mathcal{H}_I | i \rangle|^2 \delta(E_j - E_i)$ , where  $E_i = \epsilon_{\mathbf{k}\alpha}^L + E_m$ , and  $E_m$  is the energy of the unperturbed molecular spin state  $|m\rangle$ . Similar formula also holds for  $\gamma_m^{RL>(<) }$ .

The final expressions for the transition rates  $\gamma_m^{>(<) }$  are given by the formulae

$$\gamma_m^{>(<) } = \frac{2\pi}{\hbar} |J|^2 A_{\pm}(m) \left\{ D_{\uparrow}^L D_{\downarrow}^R + D_{\downarrow}^L D_{\uparrow}^R \right\} \times \zeta \left( \pm D(2m+1) \mp g\mu_B H_z \right), \quad (5)$$

where  $D_{\sigma}^q$  is the density of states (DOS) at the Fermi level in the  $q$ -th electrode for spin  $\sigma$ ,  $A_{\pm}(m) = S(S+1) - m(m \pm 1)$ , and  $\zeta(\epsilon) = \epsilon [1 - \exp(-\epsilon\beta)]^{-1}$  with  $\beta^{-1} = k_B T$ .

Since our objective is to calculate the average value of the  $z$  component of SMM's spin,  $\langle S_z \rangle = \sum_m m P_m$ , we have to determine the probabilities  $P_m$  of finding the SMM in the spin state  $|m\rangle$ . To start with, we assume the initial spin state of the SMM to be  $|-S\rangle$  and  $H_z = -H$ . Since the magnetic field component  $H_z$  grows linearly in time, the SMM's spin undergoes transitions (due to QTM) at relevant resonant fields from the state  $|-S\rangle$  to states  $|S-M\rangle$  (consecutively  $M = 0, M = 1$ , etc) on the opposite side of the barrier. The probabilities of all other states (for each  $M$ ), i.e.  $|-S+1\rangle, \dots, |S-M-1\rangle$ , are then equal to zero. If the SMM's spin tunnels to the state other than  $|S\rangle$ , the interaction of the molecule with the electron reservoirs leads to further relaxation of the spin to the final state  $|S\rangle$ , Fig. 1(b).

There are two time scales set respectively by the speed  $c$  at which the magnetic field is increased,  $c = dH/dt$ , and the relaxation processes due to interaction with the electrodes, with the latter scale being much shorter. The probabilities  $P_m$  can be then found from the set of master equations, separately for each field range between the successive resonant fields at which the QTM occurs. For the  $M$ -th range the equations take the form

$$\begin{cases} c \dot{P}_{S-M} = -\gamma_{S-M}^{>} P_{S-M}, \\ c \dot{P}_m = -\gamma_m^{>} P_m + \gamma_{m-1}^{>} P_{m-1}, \\ c \dot{P}_S = \gamma_{S+1}^{>} P_{S+1}, \end{cases} \quad (6)$$

for  $m \in (S-M, S)$  and  $\dot{P}$  defined as  $\dot{P} \equiv dP/dH$ . The boundary conditions for the probabilities in Eq. (6) (at the resonant field  $H^{(M)}$ ) are:

$$\begin{cases} P_{S-M}(H^{(M)}) = \tilde{P}_{S-M}, \\ P_m(H^{(M)}) = P_m^{M-1}(H^{(M)}) \end{cases} \quad (7)$$

for  $m \in (S-M, S)$ . In Eqs (7)  $P_m^n(H^{(n+1)})$  denotes the probability  $P_m$  calculated for the field range  $\langle H^{(n)}, H^{(n+1)} \rangle$  and taken at the field  $H^{(n+1)}$ . Moreover,  $\tilde{P}_{S-n}$  is the probability of the QTM to occur between the states  $|-S\rangle$  and  $|S-n\rangle$ . It can be obtained analytically with the repetitive use of the two-level Landau-Zener model [14, 15],  $\tilde{P}_{S-n} = (1 - \exp[-2\pi\lambda_n]) \prod_{l=0}^{n-1} \exp[-2\pi\lambda_l]$ , where  $\lambda_l = \Delta_l^2 / [4\hbar(2S -$

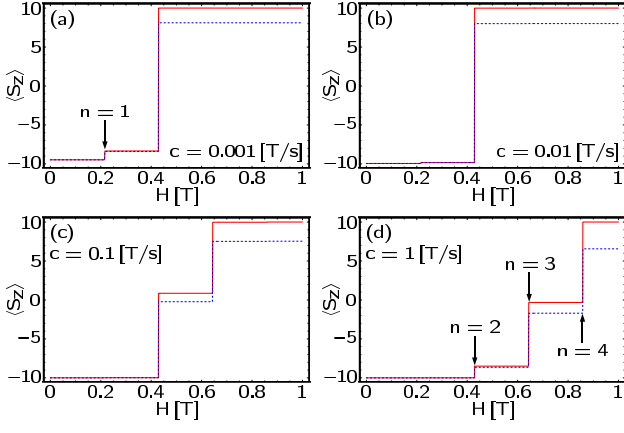


FIG. 2: (color online) The average value of the SMM's spin  $\langle S_z \rangle$  as a function of external magnetic field  $H$  for various field sweeping speeds  $c$ . The magnetic moments of the electrodes are in the *parallel* configuration and  $P^L = P^R = 0.5$ . Solid lines represent the case of the SMM's spin coupled with tunneling electrons, whereas dashed ones describe the system without the interaction between the molecule and tunneling electrons (in the absence of other spin relaxation processes).

$l)g\mu_B c]$  and  $\Delta_l$  is the splitting of the two states due to the  $\mathcal{H}_{QTM}$  term in Hamiltonian.

**Numerical results** Numerical calculations have been obtained for an octanuclear iron(III) oxo-hydroxo cluster of the formula  $[\text{Fe}_8\text{O}_2(\text{OH})_{12}(\text{tacn})_6]^{8+}$  (shortly  $\text{Fe}_8$ ), whose total spin number is  $S = 10$ . The anisotropy constants  $D = 0.292$  K,  $E = 0.046$  K,  $C = -2.9 \times 10^{-5}$  K as well as the tunnel splittings  $\Delta_l$  are adopted from Refs [11, 16]. We assume that  $J \approx 100$  meV. Furthermore, for both leads we assume the elementary cells are occupied by 2 atoms contributing 2 electrons each. The density of free electrons is assumed to be  $n \approx 10^{29} \text{ m}^{-3}$ . The electrodes are characterized by the polarization parameter  $P^q = (D_+^q - D_-^q)/(D_+^q + D_-^q)$ , where  $D_{+(-)}^q$  denotes the DOS of majority (minority) electrons in the  $q$ -th electrode. The temperature of the system is assumed to be  $T = 0.01$  K, which is below the blocking temperature  $T_B = 0.36$  K of  $\text{Fe}_8$ .

Let us consider first the average value of the  $z$  component of SMM's spin,  $\langle S_z \rangle$ , in an external magnetic field increasing linearly in time, Fig. 2. The reversal of the SMM's spin is due to the QTM, and a signature of this is the characteristic staircase pattern. The steps occur at the resonant fields where the QTM is allowed, and their heights are determined by the field sweeping speed  $c$  and parameters of  $\mathcal{H}_{QTM}$  term. For small values of  $c$  full reversal occurs already at the third resonance field (corresponding to  $n = 2$ ). The exchange coupling with reservoirs is essential to observe the full reversal of the spin – after QTM the spin relaxes to the state  $|S\rangle$ .

Typical values of the transition times  $1/\gamma_m^>$  (for the parameters assumed) are of the order of  $10^{-13} - 10^{-12}$

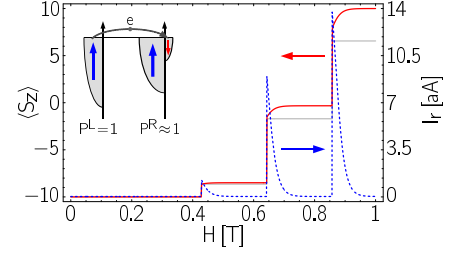


FIG. 3: (color online) The mean value of the SMM's spin  $\langle S_z \rangle$  (solid line) and the relaxation current  $I_r$  (dashed line) in the case of *parallel* magnetic configuration for  $P^L = 1$  and  $P^R \approx 1$  ( $P^L - P^R \propto 10^{-10}$ ), and for  $c = 1$  T/s. The dotted line represents the case of both electrodes being fully spin polarized,  $P^L = P^R = 1$ , which corresponds to a complete lack of the SMM's spin relaxation due to the interaction with tunneling electrons. The inset depicts the direction of electron transfer between the leads.

s. The duration of the SMM's spin reversal is thus set by the rate  $c$  at which the field  $H$  is augmented, and it varies between 1 s, Fig. 2(d), and  $10^3$  s, Fig 2(a). As a consequence, the steps in Figs 2 are very sharp. Generally, the values of  $1/\gamma_m^>$  depend on the magnetic configuration of the system. In the *parallel* configuration  $1/\gamma_m^> \propto 1 - P^L P^R$ , whereas in the *antiparallel* one  $1/\gamma_m^{AP>} \propto 1 + P^L P^R$ . One can note that in the latter case the change of the polarization parameters only slightly modifies  $1/\gamma_m^{AP>}$ . As a result, one always observes relaxation processes owing to the interaction between the molecule and tunneling electrons. On the other hand, in the *parallel* configuration, as  $P^L \rightarrow 1$  and  $P^R \rightarrow 1$ , which corresponds to the situation when both electrodes become halfmetallic ferromagnets,  $1/\gamma_m^> \rightarrow \infty$ . In this limiting case the relaxation time is very long and may become of the order of switching time. The steps in  $\langle S_z \rangle$  are then not sharp as before, see Fig.3.

The model Hamiltonian assumed in this Letter leads to another interesting feature of the system under consideration. First, variation of the  $S_z$  component by one is associated with a transfer of a single electron from one electrode to the other. Owing to the exchange interaction, electron flips its spin from  $\uparrow$  to  $\downarrow$ , which is accompanied by the transition of the molecule to its nearest upper spin state, from  $|m\rangle$  to  $|m+1\rangle$ . This process will continue until the probability of finding the SMM in the spin state  $|S\rangle$  is equal to 1, which corresponds to the full reversal of the SMM's spin.

As a consequence, one can expect a current pulse ( $I_r$ ) associated with the spin relaxation after crossing each resonant magnetic field [17]. The general formula for the relaxation current flowing from the left to right side of the junction is  $I_r = e \sum_{j=1}^M \sum_{m=1}^j P_{S-m} (\gamma_{S-m}^{RL>} - \gamma_{S-m}^{LR>})$ , where  $e$  is the electron charge, and  $P_{S-m}$  as well as  $\gamma_{S-m}^{RL(LR)>}$  depend on the field  $H$ .  $M$  is determined from the condition  $\tilde{P}_{S-(M+1)} \approx 0$ . The time scale on which

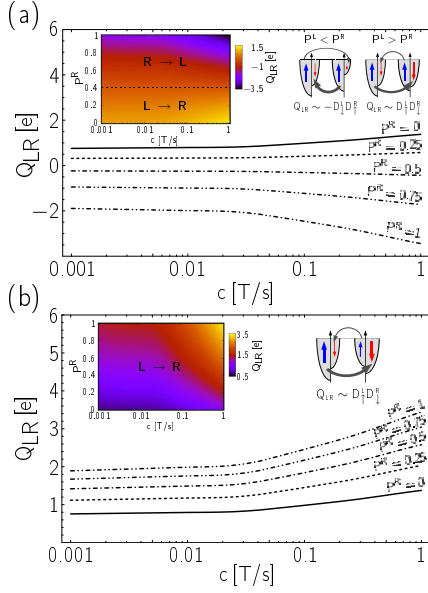


FIG. 4: (color online) The average charge  $Q_{LR}$  transferred between the electrodes during the SMM's spin reversal process as a function of the field sweeping speed  $c$  for various polarizations of the right electrode  $P^R$ . The polarization of the left electrode is  $P^L = 0.4$ . The magnetic moments of the leads are kept either in the *parallel* (a) or in the *antiparallel* (b) configuration. The right insets represent the DOS at the Fermi level in the leads, where the arrows indicate the direction of the charge transfer between the leads.

relaxation currents vanish is of the order of the relaxation times. For this reasons, current impulses are very short for the parameters corresponding to Fig. 2 and would not be resolved. However, for parameters assumed in Fig. 3, they are clearly seen.

We note that the transition times only slightly change when the field is increased, and they are considerably smaller than the time scale set by  $c$ . Therefore we can assume that they are constant, which allows us to find analytic expression for the total electronic charge transferred from the left to the right lead during the reversal of the SMM's spin,  $Q_{LR} = \Gamma \sum_{j=1}^M j \tilde{P}_{S-j}$ , see Figs 4.  $\Gamma$  is a coefficient whose value depends on the magnetic configuration of the leads, and  $\Gamma_{AP(P)} = (P^L \pm P^R)/(1 \pm P^L P^R)$ , where  $P$  = parallel and  $AP$  = antiparallel.

The sign of  $Q_{LR}$ , which is related to the direction of average electron flow, is determined by the magnetic configuration of the system. In the antiparallel configuration we observe only one direction of the average charge flow, i.e. from left to right. Whereas in the parallel configuration the average flow can be either from left to right ( $0 \leq P^R/P^L < 1$ ) or from right to left ( $1 < P^R/P^L \leq 1/P^L$ ). For  $P^L = P^R$  there is no resultant flow of electrons. The change of the charge transfer direction can be explained by considering the DOS at the Fermi level in both electrode and taking into account that a change in the SMM's spin state is possible only

when it is associated with the flip of an tunneling electron's spin from  $\uparrow$  to  $\downarrow$ . Therefore the direction of the average charge flow is determined by the product of the relevant DOS at the Fermi level, see Figs 4.

One should not that the charge transfer will be changed when including more general form of the interaction between SMM and electrons. However, when the leads are polarized, the QTM is accompanied by a transfer of some charge between the two leads. Therefore, such a device may act as a charge pump.

In conclusions, we have considered spin reversal of a SMM due to the phenomenon of QTM in a time dependent magnetic field and in the presence of two external spin-polarized leads. The molecule was assumed to be coupled to electrons tunneling between the leads *via* exchange coupling. We showed that full spin reversal is associated with a transfer of certain charge from one lead to the other, despite no bias voltage is applied. When external bias is applied, then new effects may be observed [18, 19, 20]

*Acknowledgements* This work is partly supported by the Polish Ministry of Science and Higher Education through a research project (2006-2009).

\* Electronic address: barnas@amu.edu.pl

- [1] R. Sessoli, D. Gatteschi, A. Caneschi and M.A. Novak, *Nature*(London) **365**, 141 (1993).
- [2] D. Gatteschi and R. Sessoli, *Angew. Chem. Int. Ed.* **42**, 268 (2003).
- [3] M. Misirny and J. Barnaś, cond-mat/0610556.
- [4] F. Elste and C. Timm, cond-mat/0611108.
- [5] C. Joachim, J.K. Gimzewski and A. Aviram, *Nature* **408**, 541 (2000).
- [6] C. Timm and F. Elste, *Phys. Rev. B* **73**, 235304 (2006).
- [7] E. M. Chudnovsky and J. Tejada, *Macroscopic Quantum Tunneling of the Magnetic Moment* (Cambridge University Press, 1998).
- [8] L. Thomas et al., *Nature*(London) **383**, 145 (1996).
- [9] J. L. van Hemmen and A. Sütő, *Europhys. Lett.* **1** (10), 481 (1986).
- [10] V. V. Dobrovitsky and A. K. Zvezdin, *Europhys. Lett.* **38** (5), 377 (1997).
- [11] W. Wernsdorfer and R. Sessoli, *Science* **284**, 133 (1999).
- [12] J. Appelbaum, *Phys. Rev. Lett.* **17**, 91 (1966).
- [13] J. Appelbaum, *Phys. Rev.* **154**, 633 (1967).
- [14] G.-H. Kim and T.-S. Kim, *Phys. Rev. Lett.* **92**, 137203 (2004).
- [15] C. Zener, *Proc. R. Soc. London, Ser. A* **137**, 696 (1932).
- [16] E. Rastelli and A. Tassi, *Phys. Rev. B* **64**, 64410 (2001).
- [17] F. Elste and C. Timm, *Phys. Rev. B* **73**, 235305 (2006).
- [18] H.B. Heersche, Z. de Groot, J.A. Folk, and H.S.J. van der Zant, *Phys. Rev. Lett.* **96**, 206801 (2006).
- [19] M.N. Leuenberger and E.R. Mucciolo, *Phys. Rev. Lett.* **97**, 126601 (2006).
- [20] C. Romeike, M.R. Wegewijs, W. Hofstetter, and H. Schoeller, *Phys. Rev. Lett.* **96**, 196601 (2006).