

Quantum Monte Carlo scheme for frustrated Heisenberg antiferromagnets

Jacek Wojtkiewicz

Department for Mathematical Methods in Physics

Faculty of Physics, Warsaw University

Hoża 74, 00-682 Warszawa, Poland

e-mail: wjacek@fuw.edu.pl

June 14, 2021

Abstract

When one tries to simulate quantum spin systems by the Monte Carlo method, often the 'minus-sign problem' is encountered. In such a case, an application of probabilistic methods is not possible. In this paper the method has been proposed how to avoid the minus sign problem for certain class of frustrated Heisenberg models. The systems where this method is applicable are, for instance, the pyrochlore lattice and the $J_1 - J_2$ Heisenberg model. The method works in singlet sector. It relies on expression of wave functions in dimer (pseudo)basis and writing down the Hamiltonian as a sum over plaquettes. In such a formulation, matrix elements of the exponent of Hamiltonian are positive.

1 Introduction

The systems considered in this paper are Heisenberg models for spin one-half, with competing antiferromagnetic (AF) interactions – i.e. *frustrated* ones:

$$H_\Lambda = \sum_{i,j \in \Lambda} J_{ij} \mathbf{s}_i \cdot \mathbf{s}_j,$$

where \mathbf{s} is a vector of Pauli matrices, $\Lambda \subset \mathbb{Z}^d$, $J_{ij} > 0$ (AF case).

Frustrated systems are very interesting and hard to analyse and understand, both in classical version and especially in the quantum case. The source of these difficulties traces back to the large ground-state degeneracy in the classical version. The prototype of such system is AF Ising model on triangular lattice [1]. Such systems are very sensitive to perturbations. A consequence is a possibility of very complicated ground-state and finite temperature phase diagrams. This situation takes place, for instance, in an ANNNI model [2] (infinite number of phases, devil's staircase, etc). Besides of numerous efforts and important results [2], [3], [4] (for reviews, see [5], [6], [10]), full treatment of such systems is not worked out so far.

The situation for quantum frustrated antiferromagnet is even less clear. It is generally suspected that – in the case of strongly frustrated systems – the ground state emerging as a linear combination of many classical configurations is a featureless, “spin liquid” state, i.e. state without long-range ordering, where correlation

functions fall-off exponentially [8]. However, one cannot exclude another scenario: “order by disorder” – exotic orderings absent in a classical version of these models. Such scenarios are moreover sensitive to the underlying lattice structure. (For a review, see for instance [9]). To my best knowledge, no general definite conclusions have been obtained so far.

Among frustrated lattices, perhaps the most popular ones are: triangular; kagomé; pyrochlore; square lattice with ‘crossing bonds’ (called also the $J_1 - J_2$ model). This last case is particularly interesting due to its possible relation with high-temperature superconductivity: Quite often one considers the $t - t'$ two-dimensional Hubbard model as a ‘minimal model’ for HTSC [7]. Behaviour of this last model is still not fully understood. A natural starting point in such a study is the limiting case: half-filling and large coupling constant; under these conditions, the $t - t'$ Hubbard model simplifies to $J_1 - J_2$ Heisenberg model.

As a sample of natural questions in the study of frustrated systems one can mention the following ones (for definiteness, let us concentrate on the $J_1 - J_2$ Heisenberg model):

- Nature of ground state: For which range of values of the ratio $\alpha = J_2/J_1$ we have an antiferromagnetic (Neel) ordering? Is there a spin-liquid state for strong frustration?
- Describe the nature of crossover between ordered and disordered state upon increasing frustration.

Exact results on the area of frustrated models are rather rare. For particular forms of interactions, there exist exact results for ground states, obtained by AKLT [11] as well as related results [12]. It is however unclear if they can be generalized to more general forms of interactions. Some general properties of frustrated systems have been obtained in [14], [15], [16] (they are important in the context of this paper). One can mention also quite a few approximate reliable results, for instance [13] (based on BCS-like ansatz on wave function).

One of general tools used to calculate the partition function Z_Λ and thermodynamic functions for quantum spin systems is an application of *Lie-Trotter product formula*. Let us describe the general setup of certain version thereof, i.e. *the Suzuki approach* [17].

Lie-Trotter product formula [17], [19] states that if A, B – finite-dimensional matrices, then

$$e^{A+B} = \lim_{n \rightarrow \infty} \left(e^{\frac{A}{n}} e^{\frac{B}{n}} \right)^n.$$

Using this formula, one calculates Z_Λ in the following way:

1. Write:

$$H = H_1 + H_2,$$

in such a way that H_1, H_2 are sums of *commuting* operators.

2. Using Lie-Trotter formula, we have:

$$\begin{aligned} Z &= \text{Tr} e^{-\beta H} = \text{Tr} e^{-\beta(H_1+H_2)} = \\ &= \text{Tr} \left[\lim_{n \rightarrow \infty} \left(e^{\frac{-\beta H_1}{n}} e^{\frac{-\beta H_2}{n}} \right)^n \right] = \\ &= \lim_{n \rightarrow \infty} \sum_{\{\alpha_1\}, \{\alpha_2\}, \dots, \{\alpha_{2n}\}} \langle \alpha_1 | e^{\frac{-\beta H_1}{n}} | \alpha_2 \rangle \langle \alpha_2 | e^{\frac{-\beta H_2}{n}} | \alpha_3 \rangle \dots \end{aligned}$$

$$\cdot \langle \alpha_{2n-1} | e^{\frac{-\beta H_1}{n}} | \alpha_{2n} \rangle \langle \alpha_{2n} | e^{\frac{-\beta H_2}{n}} | \alpha_1 \rangle \quad (1)$$

(here $\{\alpha_i\}$ is a basis in the Hilbert space of system states).

If it happens that above matrix elements are *positive*, then the life is easier, as one can apply *probabilistic* techniques:

- Monte Carlo method – in numerical aspects; it is called the quantum Monte Carlo [20],
- contour expansion techniques [18] or “stochastic geometry” methodology in rigorous studies; as examples, one can mention spin chains [21], or Bose-Hubbard models [22], [23].

For numerous important cases, matrix elements are positive. It is the case, for instance, of the quantum Ising model in transverse magnetic field, ferromagnetic Heisenberg model, XY model, Falicov-Kimball model (for a review, see [20]). These systems as well as numerous other ones have been successfully studied with the use of quantum Monte Carlo method.

But alas! In general, matrix elements are *not* positive. (This is famous “minus-sign problem” in the quantum Monte Carlo method).

In certain cases, this problem can be overcome. For instance, if one considers antiferromagnetic Heisenberg model, then for simplest choice of basis states in (1) (Ising basis), the problem is present. But it can be overcome for the model on bipartite lattices, using more sophisticated techniques [24]. This is also the case of the Hubbard model on bipartite lattices and for half-filling [25]. Some results for frustrated antiferromagnets have been reported [26]. However – to my best knowledge – the solution of the minus-sign problem is still lacking for general frustrated antiferromagnetic Heisenberg models.

The goal of this paper is elaboration of the quantum Monte Carlo scheme for certain class of frustrated Heisenberg models. Using this scheme, matrix elements obtained are positive.

This scheme concerns the $J_1 - J_2$ Heisenberg model and holds under certain conditions. There are:

1. Presence of reflection symmetry in the system,
2. We restrict ourselves to the *singlet sector* of the system (i.e. we assume that the total spin of the system is zero).

The first assumption is not too restrictive and is technical only; it is necessary to apply the Lieb-Schupp theorem (discussed below). The second one is more serious. But we can argue as follows. For certain class of frustrated antiferromagnetic Heisenberg models (including the pyrochlore and $J_1 - J_2$ model but not the triangular or kagomé lattices), we have Lieb and Schupp theorem [14],[15], [16] stating that the ground state of such systems is singlet. One then can hope that performing the MC simulation in the singlet sector at finite temperature T , and then tending with T to zero, we will obtain reliable properties of ground state of such a system.

The sketch of the scheme is as follows. It is well known that positivity of matrix elements is a problem of the choice of basis in the set of ‘intermediate states’ $|\alpha_i\rangle\langle\alpha_i|$ in formula (1) (instructive examples can be found in [20]). If one chooses the basis being a tensor product of Ising states (it is perhaps the simplest choice) as the basis of ‘intermediate states’, then some of matrix elements of Hamiltonian are negative.

Assume however that we work in the singlet sector. It is known that every singlet can be built up from *dimers*, i.e. two-spin wave functions of total spin equal to zero. (This will be discussed in the Section 2). Such a form of singlets have been used in

numerous papers: [8], [27], [28], [29]. Consider now the system defined on the \mathbb{Z}^2 lattice or, more generally, on a bipartite one (i.e. composed of two sublattices called A and B in such a way that only neighbours of A type sites are B type sites and vice versa). Moreover, let us impose the condition that one spin of every dimer belongs to A sublattice and the second one to B sublattice. Now, consider the model with nn interactions (or, more generally, with unfrustrated ones). It turns out that (for details see below Sec. 3) that matrix elements of the Hamiltonian are *non-negative*.

But if we consider the Heisenberg model with *frustrated* interactions (for definiteness, take the $J_1 - J_2$ Heisenberg model), then some of matrix elements are still *negative*. How to cure this situation? The idea is as follows: Let us write the Hamiltonian as a sum of the *plaquette* terms, i.e. four-spin Hamiltonians being defined on the 2×2 plaquettes on the lattice. One can hope that in such a situation, negative contributions coming from nnn interactions will be compensated by positive ones coming from nn interactions. *It turns out this is the case*: Matrix elements calculated with the use of plaquettes are *positive*. The calculations are presented in Sec. 4.

The paper is organized as follows. In the Sec. 2, the general setup is introduced: construction of singlet wave functions from dimers is explained, and the scalar product of two singlet wave functions is calculated and interpreted in geometrical terms. In Sec. 3, the matrix elements of the Hamiltonian written as a sum of two-spin interactions are calculated.

The central part of the paper is Sec. 4, where matrix elements of the Hamiltonian written as a sum of four-spin (plaquette) interactions are calculated. Moreover, the (not quite obvious) positivity of matrix elements is proved there. The Sec. 5 contains summary and discussion of results obtained as well as considerations how to generalize the results. In the Appendix, technical tools used in calculations are presented (spectral resolution of self-adjoint operators and its application to two- and four-spin hamiltonians).

2 Dimers, singlets and all that

Consider the *dimer*, i.e. the singlet wave function localized on sites i, j :

$$(ij) = \frac{1}{\sqrt{2}}(|i_+j_- \rangle - |i_-j_+ \rangle)$$

Assume now that the total number of spins is even, i.e. we are dealing with $2N$ spin system. Then every singlet wave function Ψ_{2N} can be built from *dimers*:

$$\Psi_{2N} = \sum c_{i_1, \dots, i_N; j_1, \dots, j_N} (i_1 j_1) (i_2 j_2) \dots (i_N j_N), \quad (2)$$

[27], [28], [29]. This representation is non-unique for $N > 1$ (the set of all such dimer products is an overcompleted set of vectors spanning all the space of singlets).

Consider now the *square* lattice. It is bipartite one, and all considerations below refer also to such lattices. Divide the lattice into two kinds of sites: A - and B -type sites. We demand that in (2)

$$i_k \in A, \quad j_k \in B \quad \text{for all } k = 1, \dots, N. \quad (3)$$

Also in this case the set of all dimer products is an overcompleted set (for $N > 2$) in the vector space of singlets.

Consider now some singlet wave function on the lattice, which is a product of dimers. Such a function possess a natural geometric interpretation [27]. Every dimer

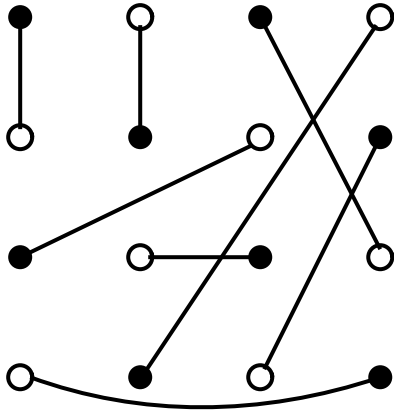


Figure 1: An example of dimer wave function on 4×4 lattice. Two sorts of sites of the bipartite lattice are represented by circles and heavy dots. Dimers are represented as 'bonds' linking lattice sites of opposite kinds.

$(i_k j_k)$ can be illustrated as a 'bond' linking lattice sites i_k and j_k (remember $i_k \in A$, $j_k \in B$). Notice that every lattice site is occupied by the end of exactly one bond; in the other words, dimers are 'closely packed'. Such a situation is illustrated on Fig. 1.

Consider now the scalar product of two such functions Ψ_1, Ψ_2 :

$$S_{ij} = \langle \Psi_1 | \Psi_2 \rangle \quad (4)$$

Let us draw both functions on a lattice. Such a situation can be viewed as a set of *closed polygons*. Every such a polygon is formed by dimers belonging to $\Psi_1, \Psi_2, \Psi_1, \Psi_2, \dots$ (in alternating manner); the number of bonds forming this polygon is *even*. It is illustrated on the Fig. 2.

Consider first the situation where wave functions Ψ_1, Ψ_2 correspond to *single* non-trivial polygon on the lattice. (We call the polygon nontrivial if it is not a 'double bond', i.e. if its length is $2L$, $L > 1$). It is a matter of straightforward calculation (it follows also from the 'reduction principle', see below) to show that [27]

$$\langle \Psi_1 | \Psi_2 \rangle = \frac{1}{2^{L-1}}. \quad (5)$$

This result can be generalized to the situation where Ψ_1, Ψ_2 correspond to family of polygons: P_1 of length $2L_1$, \dots , P_k of length $2L_k$. In such a case, we have [27]:

$$\langle \Psi_1 | \Psi_2 \rangle = 2^{-[\sum_{i=1}^k (L_i - 1)]}. \quad (6)$$

3 Matrix elements of exponents of the Heisenberg operator: two-spin form

In this Section, we consider the model with nearest-neighbour interactions. (Although the main interest of this paper are frustrated models, considerations of this

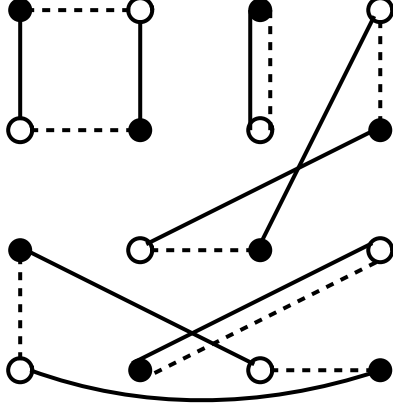


Figure 2: Two dimer functions (Ψ_1 : dashed line and Ψ_2 : continuous line) and polygons formed by them. Every site is occupied by exactly one end of dimer belonging to Ψ_1 and the same for Ψ_2 . On the picture there are two trivial polygons (formed by 2 dimers) and three non-trivial ones (formed by 4 dimers).

section can be treated as a warm-up and a presentation of techniques used in the next section). The Hamiltonian is of the form

$$H = J \sum_{\langle ij \rangle} h_{ij}, \quad (7)$$

where $h_{ij} = \mathbf{s}_i \cdot \mathbf{s}_j$.

Write an expression (7) in the form

$$H = H_1 + H_2 + H_3 + H_4, \quad (8)$$

in such a way that H_1, \dots, H_4 are sums of *commuting* operators. One possible way to achieve this goal is as follows. Every site index i is in fact a two-index: $i = (i_x, i_y)$, where i_x is horizontal index on the lattice and i_y is vertical index. Divide the Hamiltonian (7) into H_1, \dots, H_4 in the following way:

- H_1 is a sum of these operators h_{ij} where i, j are of the form: $(2k, 2l), (2k, 2l+1)$. Denote it as type 1;
- H_2 is a sum of h_{ij} 's where i, j are of the form: $(2k, 2l), (2k+1, 2l)$ – type 2;
- H_3 is a sum of h'_{ij} s where i, j are of the form: $(2k, 2l+1), (2k+1, 2l+1)$ – type 3;
- H_4 is a sum of h_{ij} 's where i, j are of the form: $(2k+l, 2l), (2k+1, 2l+1)$ – type 4.

Consider now a matrix element $\langle \Psi_I | \exp(KH_k) | \Psi_J \rangle$, $k = 1, \dots, 4$ in order to check its positivity. Every operator H_k is a sum of *commuting* operators, so, if $H_k = \sum_{i,j \text{ of type } k} h_{ij}$, then $\exp(KH_k) = \prod_{i,j \text{ of type } k} \exp(Kh_{ij})$ – so one can write:

$$\langle \Psi_I | \exp(KH_k) | \Psi_J \rangle =$$

$$= \sum_{\alpha_1} \sum_{\alpha_2} \cdots \sum_{\alpha_M} \langle \Psi_I | \exp(Kh_{i_1 j_1}) | \Psi_{\alpha_1} \rangle \langle \Psi_{\alpha_1} | \exp(Kh_{i_2 j_2}) | \Psi_{\alpha_2} \rangle \cdots \langle \Psi_{\alpha_M} | \exp(Kh_{i_M j_M}) | \Psi_J \rangle$$

(here M is a number of operators h_{ij} in H_k). We can make a conclusion that *if matrix elements of the operator $\exp(Kh_{ij})$ is positive, then the matrix element of $\exp(KH_k)$ is also positive.*

Let us calculate the matrix element of two-spin operator h_{ij} :

$$\langle \Psi_1 | \exp(Kh_{ij}) | \Psi_2 \rangle \quad (9)$$

where $|\Psi_1\rangle, |\Psi_2\rangle$ are dimer functions, $K = -\beta J/N$. Notice that antiferromagnetic case $J > 0$ imply $K \in]-\infty, 0[$.

Below, the following notation will be useful:

$$\epsilon^1 = \exp(K/2), \quad \epsilon_3 = \exp(-3K/2).$$

Notice that $\epsilon^1 \in]0, 1[$, $\epsilon_3 \in]1, \infty[$.

Let us consider first the situation where i, j are nearest neighbours.

We have three sorts of situation:

a) The operator $\exp(Kh_{ij})$ acts on $|\Psi_1\rangle$, which contains the (ij) dimer; it is illustrated on Fig. 3a. The value of the matrix element is

$$\langle \Psi_2 | \exp(Kh_{ij}) | \Psi_1 \rangle = \epsilon_3 \langle \Psi_2 | \Psi_1 \rangle; \quad (10)$$

we see that this element is *positive*.

b) The operator $\exp(Kh_{ij})$ is localized on a bond connecting two different polygons; see Fig. 3b. We have:

$$\langle \Psi_2 | \exp(Kh_{ij}) | \Psi_1 \rangle = \frac{1}{4}(3\epsilon^1 + \epsilon_3) \langle \Psi_2 | \Psi_1 \rangle \quad (11)$$

which is also *positive*.

c) The operator $\exp(Kh_{ij})$ acts inside one connected polygon, but there are at least three polygon 'bonds' between i and j sites; see Fig. 3c. In such a situation we have:

$$\langle \Psi_2 | \exp(Kh_{ij}) | \Psi_1 \rangle = \epsilon_3 \langle \Psi_2 | \Psi_1 \rangle; \quad (12)$$

clearly, it is also *positive*.

Similar matrix elements (but of the operator h_{ij} instead of its exponent) have been calculated in [27]. In the case considered here, they have been derived by straightforward calculation with the use of simple algebraic tools: spectral resolution of the operator h_{ij} and the 'reduction principle'. Details of calculation of matrix elements is presented below.

A matrix element for situation **a)** (presented on Fig. 3a) can be calculated immediately. Namely, in this situation the operator $\exp(Kh_{ij})$ acts for dimer function (ij) , which is an *eigenfunction* of h_{ij} (and of course of $\exp(Kh_{ij})$). Using property (24) we get the expression (10).

For situations **b)** and **c)** (presented on Figs. 3b and 3c), we apply the *reduction principle* first. Such a reduction is performed in two steps **R.I** and **R.II**.

R.I We examine the quotient q :

$$q = \frac{\langle \Psi_2 | \exp(Kh_{ij}) | \Psi_1 \rangle}{\langle \Psi_2 | \Psi_1 \rangle} \quad (13)$$

Ψ_1 and Ψ_2 functions form closed (not necessarily connected) polygon P . Assume that these functions can be written as: $\Psi_1 = \Phi_1(lk)(nm)$, $\Psi_2 = \Phi_2(lm)(np)$. Let us

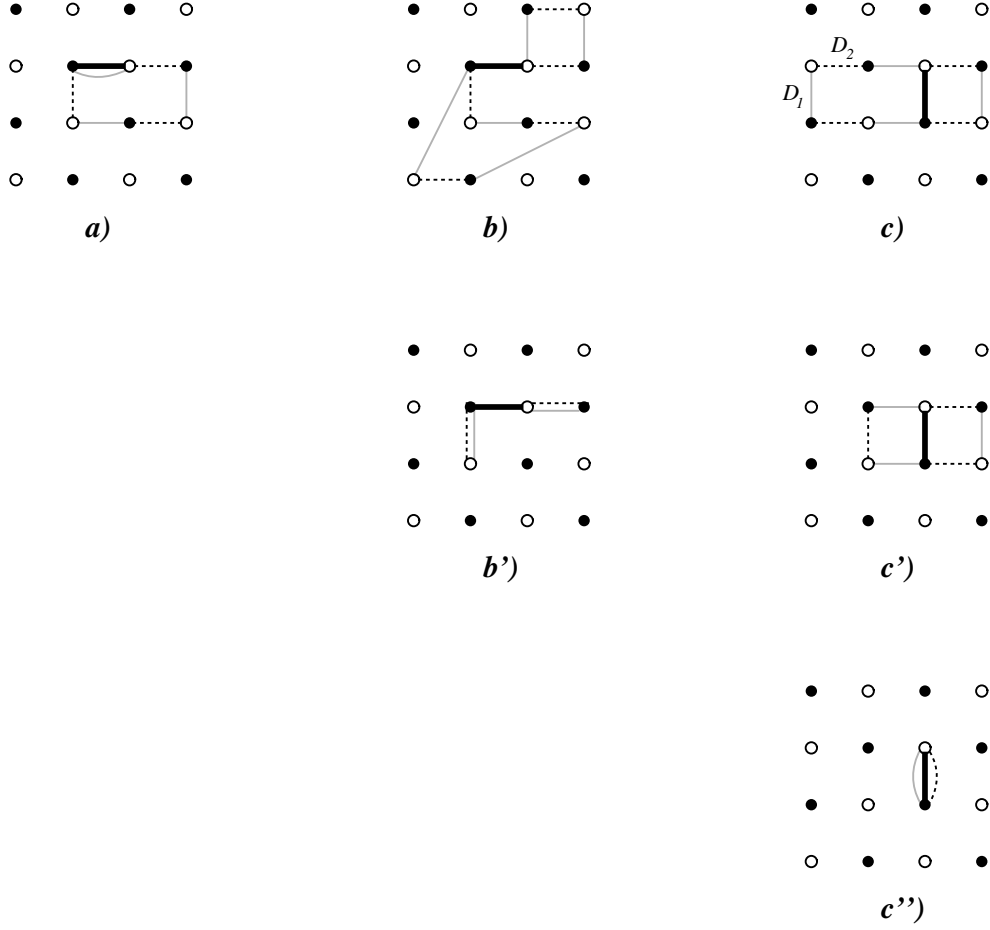


Figure 3: **a)**, **b)**, **c)** – three kinds of matrix elements of the operator $\exp(Kh_{ij})$ listed above. The action of this operator is denoted as a bold line; gray and dashed lines denote dimers forming the functions Ψ_1 and Ψ_2 , respectively. **c')** is obtained from **c)** by one step of reduction principle **R.I**; upon this operation, neighbouring dimers D_1 and D_2 are eliminated. **b')** is obtained from **b)** by three steps of reduction **R.I**. **c'')** has been obtained from **c')** by two steps of **R.II**.

remove the site l and identify k and m sites (this situation can be viewed as removing dimers $D_1 = (kl)$ from Ψ_1 and $D_2 = (mk)$ from Ψ_2 with subsequent identifications of sites k and m). This way, we obtain 'reduced' functions $\Psi_1^R = \Phi_1(nk)$ and $\Psi_2^R = \Phi_2(np)$ and 'reduced' polygon P^R . We assume that all sites k, l, m, n, p are at a distance greater than 1 from i and j . Then, the quotient q obtained for functions Ψ_1 and Ψ_2 (13) is equal to the quotient q^R calculated for functions Ψ_1^R and Ψ_2^R :

$$q^R = \frac{\langle \Psi_2^R | \exp(Kh_{ij}) | \Psi_1^R \rangle}{\langle \Psi_2^R | \Psi_1^R \rangle} \quad (14)$$

Less formally, we can say that the quotient q will not change if we remove two neighbouring dimers from the polygon P .

Proof. Let us remember how to calculate the scalar product for dimer wave functions: After expressing them in the 'plus-minus' basis, we sum over all sites and spin degrees of freedom for every site.

Let us consider the matrix element $\langle \Psi_2 | \exp(Kh_{ij}) | \Psi_1 \rangle$. Let us expand dimer functions $(lk), (nm), (lm), (np)$ in the base of 'plus-minus' functions. Then, let us sum over spin indices of sites l and m . After straightforward calculations, remembering about normalization factors for dimers and using orthonormality relation of spin functions on arbitrary site r : $\langle r_\sigma | r_{\sigma'} \rangle = \delta_{\sigma\sigma'}$, we obtain:

$$\langle \Psi_2 | \exp(Kh_{ij}) | \Psi_1 \rangle = \frac{1}{2} \langle \Psi_2^R | \exp(Kh_{ij}) | \Psi_1^R \rangle \quad (15)$$

Analogous calculation gives

$$\langle \Psi_2 | \Psi_1 \rangle = \frac{1}{2} \langle \Psi_2^R | \Psi_1^R \rangle \quad (16)$$

so we obtain desired equality $q = q^R$.

After (possibly, multiple) application of reduction principle to situations as in Figs. 3b and 3c, we get situations such as on Figs. 3b' and 3c'. This way, reduction principle makes possible the calculation of matrix elements for situations, where wave functions occupy at most 6 sites.

R.II By straightforward calculation one obtains that both cases illustrated on Figs. 3c' and 3c'' give equal value of q . (This step is not necessary, but its analogon for plaquettes will be useful due to economy reasons).

Two cases obtained after reduction, i.e. the ones illustrated on Figs. 3b' and 3c' (or, equivalently, 3c'') can be calculated immediately. The line of calculations is as follows: For the wave function Ψ_1 , one passes from dimer form to the 'plus-minus' basis. Then, one calculates an action of the operator $\exp(Kh_{ij})$ on Ψ_1 , making use of spectral resolution of the operator h_{ij} given by (25), (26) as well as formula (24). And last, one calculates the scalar product of expression obtained with the Ψ_2 function, expressed in the 'plus-minus' basis.

We can conclude this section by an assertion that *matrix elements for nearest neighbour Heisenberg model are positive, so we have no minus sign problem here*. In my opinion, such a result can be viewed as an interesting one, but not exciting: There are other approaches, where minus-sign problem has been overcome [24], [25], [26].

Now, let us consider the frustrated case (i.e. the $J_1 - J_2$ Heisenberg model). In this case, however, the matrix elements are in general *not positive*. As an example, let us mention situation analogous to the case **b)** above, but where i, j are next-nearest neighbours. In such a case, we have

$$\langle \Psi_2 | \exp(Kh_{ij}) | \Psi_1 \rangle = -\frac{1}{4}(3\epsilon^1 + \epsilon_3) \langle \Psi_2 | \Psi_1 \rangle, \quad (17)$$

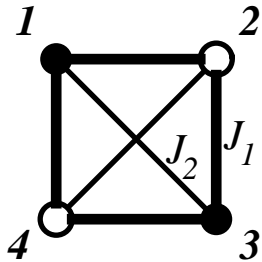


Figure 4: Elementary plaquette on which the plaquette hamiltonian (18) is defined. Sites are arranged anticlockwise.

which is *not positive*. In the other words: For *frustrated* $(J_1 - J_2)$ model, where both nn and nnn interaction are present, the minus-sign problem still exists.

How to cure the problem? The idea is as follows: Write the Hamiltonian as a sum over *plaquettes* (4-spin) sets. One can hope that negative contribution will be compensated by positive one. (It is not obvious *a priori*, as two-body operators entering into plaquette operator does not commute in general). It turns out that *in such a formulation, the matrix elements are positive*; details are described in the following Section.

4 Matrix elements of exponents of the Heisenberg operator: plaquette form

Consider the Heisenberg model on a (subset of) square lattice. We assume that there are nn and nnn interaction. For concreteness, we consider the $J_1 - J_2$ model, but all considerations apply also in the case of 'pyrochlore' lattice and some others. We assume that the system exhibits the reflection symmetry (remember in such a case, the ground state is singlet).

The setup for wave functions is the same as previously: We assume that wave functions are built up from 'bipartite' dimers.

Consider the Hamiltonian defined on a square plaquette:

$$h_{\square} = h_{12} + h_{23} + h_{34} + h_{41} + \alpha(h_{13} + h_{24}), \quad (18)$$

(see Fig.4), where: $h_{ij} = \mathbf{s}_i \cdot \mathbf{s}_j$, $\alpha = J_2/J_1$.

We have:

$$H = \sum_{i \in \Lambda} h_{\square, i} \quad (19)$$

Analogously as before, let us write the Hamiltonian in the form

$$H = H_1 + H_2 + H_3 + H_4, \quad (20)$$

where each of terms H_1, \dots, H_4 is a sum of commuting plaquette operators. This division can be done, for instance, in the following form. Plaquette index in (19) is

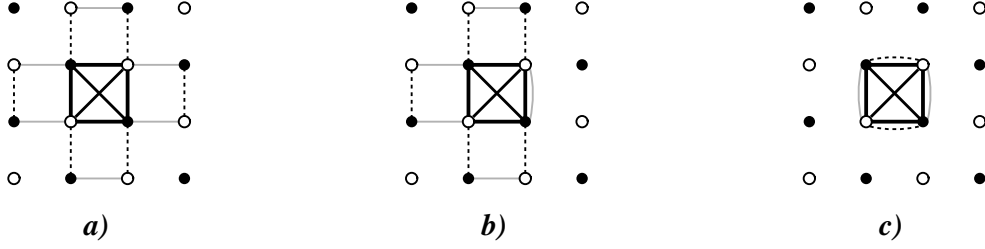


Figure 5: Illustration of the second step reduction (**R.II.plaq**) action. a) corresponds to initial configuration; b) is the configuration after single action of (**R.II.plaq**); on c), after three further actions of (**R.II.plaq**). All three configurations have the same value of q_{\square} .

in fact a two-index: $i = (i_x, i_y)$, where i_x – horizontal component, i_y – vertical one. H_1, \dots, H_4 are defined as:

- H_1 is a sum of these operators $h_{\square, i}$ where i is of the form: $(2k, 2l)$. Denote it as type 1;
- H_2 is a sum of these operators $h_{\square, i}$ where i is of the form: $(2k + 1, 2l)$. Denote it as type 2;
- H_3 is a sum of these operators $h_{\square, i}$ where i is of the form: $(2k, 2l + 1)$. Denote it as type 3;
- H_4 is a sum of these operators $h_{\square, i}$ where i is of the form: $(2k + 1, 2l + 1)$. Denote it as type 4.

As in the previous Section one shows that if matrix elements of elementary plaquette operator $\langle \Psi_I | \exp(Kh_{\square}) | \Psi_J \rangle$ are positive, then matrix elements $\langle \Psi_I | \exp(KH_k) | \Psi_J \rangle$ are also positive.

Let us calculate the matrix element of h_{\square} . This will be done in two stages. In the first step we apply the 'reduction principle'. Its first stage **R.I.plaq** is identical as in the case of two-site hamiltonian **R.I**, i.e. it allows to decrease the number of neighbouring polygon edges by two without change of the quotient q_{\square} , where q_{\square} is

$$q_{\square} = \frac{\langle \Psi_2 | \exp(Kh_{\square}) | \Psi_1 \rangle}{\langle \Psi_2 | \Psi_1 \rangle} \quad (21)$$

The proof of **R.I.plaq** is also identical as previously, so we will not repeat it. This way, all calculations are reduced to cases where wave functions occupy at most 12 sites. It is possible further reduction. This second step of reduction is similar to **R.II** but not identical:

R.II.plaq: Assume that in the configuration there appear a square consisting of the following sides: One edge belong to the hamiltonian plaquette (say, this is (i, j) side); two sides are dimers belonging to the function Ψ_1 : (i, l) , (k, j) ; and the last side is dimer belonging to the function Ψ_2 : (let it be (k, l)). In such a configuration, one can eliminate two sides (k, j) and (k, l) and replace the square (i, j, k, l) by one bond (i, j) with dimer (i, j) .

The proof of **R.II.plaq** can be obtained by a straightforward calculation. An example of its action is illustrated on Fig. 5.

This way, after reductions, we have to calculate matrix elements of the plaquette hamiltonian with wave functions defined on at most 8 sites.

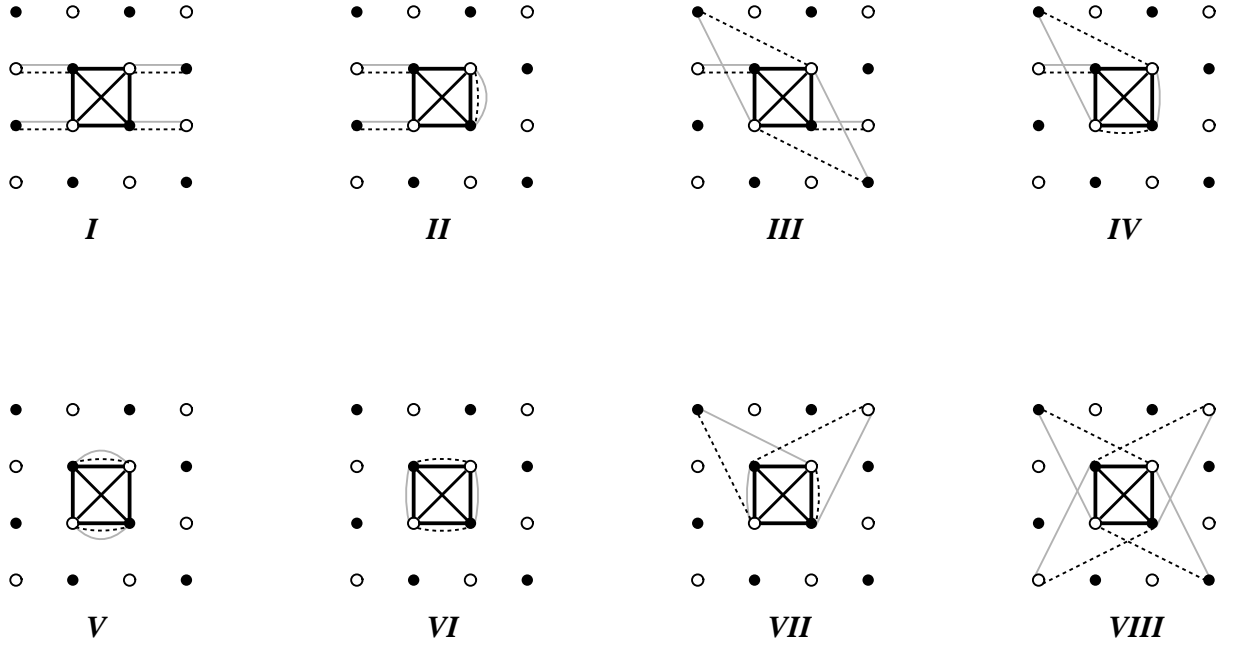


Figure 6: Reduced configurations for plaquette Hamiltonian.

It turns out that there are eight such configurations. They are illustrated on Fig.6. The matrix elements corresponding to them can be calculated in a straightforward manner – similarly as in the previous Section for the case of two-spin Hamiltonian. Basic steps of such calculations are:

1. We express dimer functions in the 'plus-minus' basis.
2. We calculate the action of the $\exp(Kh_{\square})$ operator on the function Ψ_1 , using the spectral resolution of the operator h_{\square} (necessary formulas are collected in Sec. 6.2) together with the formula (24).
3. And last, we calculate the scalar product of the expression obtained above with the wave function Ψ_2 (expressed in the 'plus-minus' basis).

Calculations are straightforward but lengthy, and they have been performed with the use of symbolic calculations programme (Maple). The results are summarized in the Table below.

In formulas below, the following notation has been used $y = \exp(-K)$; $a = \alpha/2$. We assume that $0 \leq \alpha \leq 1$ (as for these values of α we have warranty that the ground state of the system is singlet [16], [31]). Remember that for $0 \leq T \leq \infty$, we have $1 \leq y \leq \infty$.

Table: Values of matrix elements of the quotient q_{\square} for eight reduced configurations on Fig. 6.

No	q_{\square}
I	$\frac{1}{16} (y^{3a} + y^{2-a} + 6y^a + 3y^{1-a} + 5y^{-1-a})$
II	$\frac{1}{16} (y^{3a} + 3y^{2-a} + 6y^a + 6y^{1-a})$
III	$\frac{1}{8} (-y^{3a} + y^{2-a} + 3y^{1-a} + 5y^{-1-a})$
IV	$\frac{1}{8} (-y^{3a} + 3y^{2-a} + 6y^{1-a})$
V	$\frac{1}{4} (y^{3a} + 3y^{2-a})$
VI	$\frac{1}{2} (-y^{3a} + 3y^{2-a})$
VII	$\frac{1}{4} (y^{3a} + 3y^{2-a} - 6y^a + 6y^{1-a})$
VIII	$\frac{1}{4} (y^{3a} + y^{2-a} - 6y^a + 3y^{1-a} + 5y^{-1-a})$

Some of expressions in the Table are evidently positive (there are: I, II, V). It turns out that remaining expressions are also positive; proofs are presented below. Remember that $a \in [0, \frac{1}{2}]$ and $y \in]1, \infty[$. Factors before expressions for q_{\square} are skipped.

- **Situation III.** We have:

$$-y^{3a} + y^{2-a} + 3y^{1-a} + 5y^{-1-a} \geq -y^{3a} + y^{2-a} = y^{3a}(-1 + y^{2-4a});$$

but for $2 - 4a \geq 0$ and for $y > 1$ we have $(-1 + y^{2-4a}) > 0$.

- **Situation IV.**

$$-y^{3a} + 3y^{2-a} + 6y^{1-a} \geq -y^{3a} + y^{2-a},$$

and this is the same expression as in III.

- **Situation VI.**

$$-y^{3a} + 3y^{2-a} \geq -y^{3a} + y^{2-a},$$

so we again obtain case studied in III.

- **Situation VII.**

$$y^{3a} + 3y^{2-a} - 6y^a + 6y^{1-a} \geq 6(-y^a + y^{1-a}) = 6y^a(-1 + y^{1-2a})$$

and, analogously as in III, conditions: $1 - 2a \geq 0$, $y > 1$ imply that $-1 + y^{1-2a} > 0$.

- **Situation VIII.** This is the most complicated one. Write first:

$$y^{3a} + y^{2-a} - 6y^a + 3y^{1-a} + 5y^{-1-a} = y^{3a} + y^{2-a} - 3y^a + 5y^{-1-a} + 3(-y^a + y^{1-a}).$$

Due to argumentation identical as in III, the last term (in parentheses) is positive: $-y^a + y^{1-a} = y^a(-1 + y^{1-2a}) \geq 0$. So, it is sufficient to show positivity of $y^{3a} + y^{2-a} - 3y^a + 5y^{-1-a} = y^a(y^{2a} + y^{2-2a} - 3 + 5y^{-1-2a})$.

Consider two extreme cases (i.e. $a = 0$ and $a = \frac{1}{2}$) of the expression in parentheses above. We have for $a = 0$:

$$1 + y^2 - 3 + 5y^{-1} > y - 2 + \frac{1}{y} + \frac{4}{y} = \left(\sqrt{y} - \frac{1}{\sqrt{y}}\right)^2 + \frac{4}{y} > 0,$$

and for $a = \frac{1}{2}$

$$y + y - 3 + 5y^{-2} = y^{-2}(2y^3 - 3y^2 + 5) = y^{-2}(y + 1)(2y^2 - 5y + 5),$$

which is greater than zero for $y \geq 1$, as it follows from elementary considerations.

For intermediate values of a , i.e. $0 < a < \frac{1}{2}$, let us write

$$y^{2a} + y^{2-2a} - 3 + 5y^{-1-2a} = y^{-1-2a}(y^{1+4a} + y^3 - 3y^{1+2a} + 5)$$

and notice that $y^{1+4a} > y$, $-y^{1+2a} > -y^2$, so we have

$$y^{1+4a} + y^3 - 3y^{1+2a} + 5 > y + y^3 - 3y^2 + 5 = (y+1)(y^2 - 4y + 5) > 0,$$

thus establishing positivity of VIII.

Let us summarize this section by the statement that *in the dimer basis, and for the Hamiltonian written as a sum of plaquettes, matrix elements of the $\exp(Kh_\square)$ are positive.*

5 Summary, conclusions

The technical tool to study (certain class of) frustrated systems has been developed, which (hopefully) would allow application of probabilistic techniques.

This paper was devoted to the $J_1 - J_2$ Heisenberg model in any dimension (and models whose Hamiltonians can be sums of frustrated plaquette hamiltonians; the pyrochlore lattice is perhaps the most typical example). It would be tempting to generalize the method to other frustrated systems. Such a generalization probably can be realized in the case of other systems exhibiting reflection symmetry, for instance 3d Heisenberg models with frustrated cubes; of course, one has to calculate the matrix elements of Hamiltonians for frustrated units.

Generalization for frustrated systems exhibiting no reflection symmetry (such as kagomé or triangular ones in two dimensions) is less obvious. For such systems, matrix elements of frustrated units can be positive (author calculated such elements for triangular lattice and positivity holds also in this case). But, on the other hand, the method relies heavily on the assumption that we are working in the singlet sector. It has been proved that the ground state(s) of the $J_1 - J_2$ Heisenberg model is singlet [14]–[16], [31], but for triangular or kagomé lattices it is not known. (The answer is probably positive, but the proof – as far I know – is lacking). If the ground state is singlet, then also in the case of triangular lattice one can try to simulate the ground state using this method.

The next point is the technical one: Full Monte Carlo simulation of dimer-like models is rather difficult task [32]. It is not clear how difficult would be an implementation of the actual method; this paper is devoted only to development of the scheme. However, certain attempts towards concrete computational realization of this method are in progress.

It would be interesting to try to develop analogous method in the sector of S arbitrary, not only $S = 0$. If successful, it would be possible to perform qMC simulations in arbitrary temperatures, not only in low-T region (as in the present version). Moreover, it would be also possible to simulate systems where there is no warranty that the ground state is singlet (for instance, the triangular lattice). There are some indications that the procedure described in this paper could be generalized for S arbitrary. However, at this moment it is too early to say something definite.

6 Appendix: Techniques used in calculation of matrix elements

Let A be the self-adjoint operator in finite-dimensional Hilbert space \mathcal{H} , $\dim \mathcal{H} = N$; let $\text{Sp}(A) = \{\lambda_i\}$ – spectrum of A , V_i – the subspace corresponding to the eigenvalue λ_i , $\dim V_i = n_i$. We have: $\sum_i n_i = N$, $\mathcal{H} = \bigoplus_i V_i$. Every such operator A can be represented in the form of the *spectral resolution*:

$$A = \sum_i \lambda_i P_i, \quad (22)$$

where P_i – orthogonal projection onto corresponding subspace V_i . These projections possess well known properties: $\sum_i P_i = \text{Id}_{\mathcal{H}}$ ($\text{Id}_{\mathcal{H}}$ – the identity operator in \mathcal{H}); $P_i^2 = P_i$ for every i ; $P_i P_j = P_j P_i = 0$ for $i \neq j$. Every such projection P_i onto eigensubspace V_i can be calculated from the famous formula

$$P_i = \sum_{k=1}^{n_i} |v_{i_k}\rangle \langle v_{i_k}|, \quad (23)$$

where $|v_{i_k}\rangle$ is k -th vector of orthonormal base spanning the V_i subspace.

If $f(x)$ – analytic function, then we have:

$$f(A) = \sum_i f(\lambda_i) P_i \quad (24)$$

For the sake of completeness, we present below expressions for projections, which appear in the spectral resolutions of operators h_{ij} and h_{\square} .

6.1 Spectral resolution of the operator h_{ij}

For two spins, the state space \mathcal{H}_2 is four-dimensional. The Hamiltonian $h_{ij} = \mathbf{s}_i \cdot \mathbf{s}_j$ commutes with the total spin operator, so eigenvalues of h_{ij} can be classified accordingly to angular momentum quantum numbers. Eigenvalues of h_{ij} are: $E_0 = -\frac{3}{4}$ (total spin S is zero, i.e. the state is singlet; its multiplicity is one), and $E_1 = \frac{1}{4}$ (here total spin S is one, i.e. it is a triplet. We have three triplet states with z -th component of angular momentum equal to $+1, 0, -1$; all of them have the same energy, so the multiplicity of E_1 is 3).

Let us choose in \mathcal{H}_2 the standard ('plus-minus') basis e_1, \dots, e_4 :

$$e_1 = |i_+ j_+\rangle, e_2 = |i_+ j_-\rangle, e_3 = |i_- j_+\rangle, e_4 = |i_- j_-\rangle,$$

In this basis, the Hamiltonian h_{ij} is given by the matrix:

$$h_{ij} = \mathbf{s}_i \cdot \mathbf{s}_j = \frac{1}{4} \begin{bmatrix} 1 & 0 & 0 & 0 \\ 0 & -1 & 2 & 0 \\ 0 & 2 & -1 & 0 \\ 0 & 0 & 0 & 1 \end{bmatrix}, \quad (25)$$

Projectors P_0 (onto singlet subspace) and P_1 (onto triplet subspace) are:

$$P_0 = \frac{1}{2} \begin{bmatrix} 0 & 0 & 0 & 0 \\ 0 & 1 & -1 & 0 \\ 0 & -1 & 1 & 0 \\ 0 & 0 & 0 & 0 \end{bmatrix}, \quad P_1 = \frac{1}{2} \begin{bmatrix} 2 & 0 & 0 & 0 \\ 0 & 1 & 1 & 0 \\ 0 & 1 & 1 & 0 \\ 0 & 0 & 0 & 2 \end{bmatrix}. \quad (26)$$

6.2 Spectral resolution of the operator h_{\square}

The space of states for the system of four spins \mathcal{H}_4 is $2^4 = 16$ -dimensional. In such a situation, it is again very useful to exploit properties of the angular momentum operator and classify states accordingly to spin quantum numbers.

The plaquette Hamiltonian is given by (18). Remember $\alpha = J_2/J_1$; it is more convenient to introduce $a = \alpha/2$. The Hamiltonian (18) commutes with total angular momentum operator \mathbf{S} . For eigenstates and eigenvalues of the Hamiltonian, good quantum numbers are S (total spin) and M (z -th component of spin). Let us classify states accordingly to the value of M first, and then, in every sector with given M , classify the states accordingly to S . For each such state, we will give their energies and corresponding projectors. Classification of states with respect to values of M proceeds as follows.

Among all 16 states, we have:

- One state with $M = 2$ (plus twin state $M = -2$). Both of them share $S = 2$.
- Four states with $M = 1$. Among them, there are: One state $S = 2, M = 1$ and three states $S = 1, M = 1$. There are also twin states for $M = -1$.
- six $M = 0$ states. There are: one state $S = 2, M = 0$; three states $S = 1, M = 0$; two states $S = 0, M = 0$.

We can consider only states with non-negative values of M , as all of them possess their twins for $-M$.

Consider now all M sectors. Eigenvalues will be denoted as : $E_{S,M}^{(n)}$ (n – index of the state), and corresponding projections by $P_{S,M}^{(n)}$.

- **$M = 2$ sector.**

This is subspace spanned by one base vector $e_1^{(2)} = \left| \begin{smallmatrix} + & + \\ + & + \end{smallmatrix} \right\rangle$. The Hamiltonian in this sector is simply a number $1 + a$, which is of course also the eigenvalue $E_{2,2}^{(1)}$. The projection is trivial.

- **$M = 1$ sector.**

This subspace is four-dimensional. As a basis, let us choose:

$$e_1^{(1)} = \left| \begin{smallmatrix} - & + \\ + & + \end{smallmatrix} \right\rangle, e_2^{(1)} = \left| \begin{smallmatrix} + & - \\ + & + \end{smallmatrix} \right\rangle, e_3^{(1)} = \left| \begin{smallmatrix} + & + \\ - & + \end{smallmatrix} \right\rangle, e_4^{(1)} = \left| \begin{smallmatrix} + & + \\ + & - \end{smallmatrix} \right\rangle \quad (27)$$

The Hamiltonian in this basis is given by:

$$h_{\square} = \frac{1}{2} \begin{bmatrix} 0 & 1 & 2a & 1 \\ 1 & 0 & 1 & 2a \\ 2a & 1 & 0 & 1 \\ 1 & 2a & 1 & 0 \end{bmatrix} \quad (28)$$

Eigenvalues (i.e. energies) and corresponding projectors are:

$$E_{2,1}^{(1)} = 1 + a, \quad P_{2,1}^{(1)} = \frac{1}{4} \begin{bmatrix} 1 & 1 & 1 & 1 \\ 1 & 1 & 1 & 1 \\ 1 & 1 & 1 & 1 \\ 1 & 1 & 1 & 1 \end{bmatrix}$$

(this is $M = 1$ component of quintet). The remaining three states are triplets (more precisely, the $M = 1$ components thereof). Two of them are degenerate:

the subspace spanned by eigenvectors of $E_{1,1}^{(1)}$ is two-dimensional:

$$E_{1,1}^{(1)} = -a, \quad P_{1,1}^{(1)} = \frac{1}{2} \begin{bmatrix} 1 & 0 & -1 & 0 \\ 0 & 1 & 0 & -1 \\ -1 & 0 & 1 & 0 \\ 0 & -1 & 0 & 1 \end{bmatrix},$$

$$E_{1,1}^{(2)} = -1 + a, \quad P_{1,1}^{(2)} = \frac{1}{4} \begin{bmatrix} 1 & -1 & 1 & -1 \\ -1 & 1 & -1 & 1 \\ 1 & -1 & 1 & -1 \\ -1 & 1 & -1 & 1 \end{bmatrix}$$

And last, consider

- **The $M = 0$ sector.** The basis is:

$$e_1^{(0)} = \begin{vmatrix} + & + \\ - & - \end{vmatrix}, e_2^{(0)} = \begin{vmatrix} - & - \\ + & + \end{vmatrix}, e_3^{(0)} = \begin{vmatrix} + & - \\ + & - \end{vmatrix}, e_4^{(0)} = \begin{vmatrix} - & + \\ - & + \end{vmatrix},$$

$$e_5^{(0)} = \begin{vmatrix} + & - \\ - & + \end{vmatrix}, e_6^{(0)} = \begin{vmatrix} - & + \\ + & - \end{vmatrix} \quad (29)$$

The Hamiltonian in $M = 0$ sector is:

$$h = \frac{1}{2} \begin{bmatrix} -2a & 0 & 2a & 2a & 1 & 1 \\ 0 & -2a & 2a & 2a & 1 & 1 \\ 2a & 2a & -2a & 0 & 1 & 1 \\ 2a & 2a & 0 & -2a & 1 & 1 \\ 1 & 1 & 1 & 1 & -2+2a & 0 \\ 1 & 1 & 1 & 1 & 0 & -2+2a \end{bmatrix} \quad (30)$$

Eigenvalues and projectors are:

-) The $M = 0$ component of quintet:

$$E_{2,0}^{(1)} = 1 + a, \quad P_{2,0}^{(1)} = \frac{1}{6} \begin{bmatrix} 1 & 1 & 1 & 1 & 1 & 1 \\ 1 & 1 & 1 & 1 & 1 & 1 \\ 1 & 1 & 1 & 1 & 1 & 1 \\ 1 & 1 & 1 & 1 & 1 & 1 \\ 1 & 1 & 1 & 1 & 1 & 1 \\ 1 & 1 & 1 & 1 & 1 & 1 \end{bmatrix} \quad (31)$$

-) The $M = 0$ components of triplets:

$$E_{1,0}^{(1)} = -a, \quad P_{1,0}^{(1)} = \frac{1}{2} \begin{bmatrix} 1 & -1 & 0 & 0 & 0 & 0 \\ -1 & 1 & 0 & 0 & 0 & 0 \\ 0 & 0 & 1 & -1 & 0 & 0 \\ 0 & 0 & -1 & 1 & 0 & 0 \\ 0 & 0 & 0 & 0 & 0 & 0 \\ 0 & 0 & 0 & 0 & 0 & 0 \end{bmatrix} \quad (32)$$

(remember that subspace spanned by eigenvectors corresponding to $E_{1,0}^{(1)}$ is two-dimensional), and

$$E_{1,0}^{(2)} = -1 + a, \quad P_{1,0}^{(2)} = \frac{1}{2} \begin{bmatrix} 0 & 0 & 0 & 0 & 0 & 0 \\ 0 & 0 & 0 & 0 & 0 & 0 \\ 0 & 0 & 0 & 0 & 0 & 0 \\ 0 & 0 & 0 & 0 & 0 & 0 \\ 0 & 0 & 0 & 0 & 1 & -1 \\ 0 & 0 & 0 & 0 & -1 & 1 \end{bmatrix} \quad (33)$$

-) And last, singlets:

$$E_{0,0}^{(1)} = -3a, \quad P_{0,0}^{(1)} = \frac{1}{4} \begin{bmatrix} 1 & 1 & -1 & -1 & 0 & 0 \\ 1 & 1 & -1 & -1 & 0 & 0 \\ -1 & -1 & 1 & 1 & 0 & 0 \\ -1 & -1 & 1 & 1 & 0 & 0 \\ 0 & 0 & 0 & 0 & 0 & 0 \\ 0 & 0 & 0 & 0 & 0 & 0 \end{bmatrix} \quad (34)$$

$$E_{0,0}^{(2)} = -2 + a, \quad P_{0,0}^{(2)} = \frac{1}{12} \begin{bmatrix} 1 & 1 & 1 & 1 & -2 & -2 \\ 1 & 1 & 1 & 1 & -2 & -2 \\ 1 & 1 & 1 & 1 & -2 & -2 \\ 1 & 1 & 1 & 1 & -2 & -2 \\ -2 & -2 & -2 & -2 & 4 & 4 \\ -2 & -2 & -2 & -2 & 4 & 4 \end{bmatrix} \quad (35)$$

Acknowledgments. I would like to express the gratitude for Prof. M. Fannes (KU Leuven) and Dr. J. Tworzydło (IFT UW) for illuminating discussions. This work was partly supported by the post-doctoral Research Training Program HPRN-CT-2002-00277 and by the grant SPUB127 financed by Komitet Badań Naukowych, as well as by the ESF grant Random Dynamics in Spatially Extended Systems (visit in Leuven).

References

- [1] Wannier, G. H.: *Phys. Rev.* **79**, 357 (1950); Houtappel, R.M.F.: *Physica* **16**, 425 (1950).
- [2] Fisher, M. E. and Szpilka, A. M.: *Phys. Rev.* **B 36**, 5343 (1987).
- [3] Fisher, M. E. and Selke, W.: *Phys. Rev. Lett.* **44**, 1502 (1980); *Phil. Trans. Roy. Soc. Lond.* **A 302**, 1 (1981).
- [4] Dinaburg, E. I. and Mazel, A. E.: *Comm. Math. Phys.* **125**, 27 (1989).
- [5] Selke, W. In: *Phase Transitions and Critical Phenomena*, (ed. by C. Domb and J. L. Lebowitz), vol. **15**, Academic Press, 1992.
- [6] Liebmann, R.: *Statistical Mechanics of Periodic Frustrated Spin Systems*. Springer, Berlin 1986.
- [7] Hlubina, R., Sorella, S. and Guinea, F.: *Phys. Rev. Lett.* **78**, 1343 (1997); Avella, A., Mancini, F., Villani, D. and Matsumoto, H.: *Eur. Phys. J.* **B 20**, 303 (2001); Honerkamp, C. and Salmhofer, M.: *Phys. Rev.* **B 64**, 184516 (2001).
- [8] Anderson, P. W.: *Mater. Res. Bull.* **8**, 153 (1973); Fazekas, P. and Anderson, P. W.: *Philos. Mag.* **30**, 423 (1974).
- [9] Moessner, R.: *Can. J. Phys.* **79**, 1283 (2001).
- [10] *Magnetic Systems with Competing Interactions: Frustrated Spin Systems*. H.T. Diep (ed.), World Scientific, Singapore 1994.
- [11] Affleck, I., Kennedy, T., Lieb, E. H. and Tasaki, H.: *Phys. Rev. Lett.* **59**, 799 (1987); *Comm. Math. Phys.* **115**, 477 (1988).
- [12] Klümper, A.: *J. Phys. A: Math. Gen.* **23**, 809 (1990); Klümper, A., Schadschneider, A. and Zittartz, J.: *Z. Phys.* **B 87**, 291 (1992); Niggemann, H., Klümper, A. and Zittartz, J.: *Z. Phys.* **B 104**, 103 (1997).

- [13] Capriotti, L., Becca, F., Parola, A. and Sorella, S.: *Phys. Rev. Lett.* **87**, 097201 (2002).
- [14] Lieb, E. H. and Schupp, P.: *Phys. Rev. Lett.* **83**, 5362 (1999).
- [15] Lieb, E. H. and Schupp, P.: *Physica A* **279**, 378 (2000).
- [16] Schupp, P.: [math-ph/0206021](#).
- [17] Suzuki, M.: *Prog. Theor. Phys.* **56**, 1454 (1976); *Phys. Rev.* **B 31**, 2957 (1985).
- [18] Kennedy, T.: *Comm. Math. Phys.* **100**, 447 (1985).
- [19] Trotter, H. F.: *Proc. Amer. Math. Soc.* **10**, 545 (1958); Reed, M. and Simon, B.: *Methods of Modern Mathematical Physics*, vol. 1 (Academic Press, 1972), Chap. 8.
- [20] de Raedt, H. and von der Linden, W. In: *The Monte Carlo Method in Condensed Matter Physics*, ed. by K. Binder, Topics in Applied Physics, vol. 71, Springer-Verlag, 1992.
- [21] Aizenman, M. and Nachtergaele, B.: *Comm. Math. Phys.* **164**, 17 (1994)
- [22] Aizenman, M., Lieb, E. H., Seiringer, R., Solovej, J. P. and Yngvason, J.: *Phys. Rev.* **A 70**, 023612 (2004).
- [23] Fernandez, R., Fröhlich, J. and Ueltschi, D.: [math-ph/0509060](#); *Comm. Math. Phys.* **266**, 777 (2006).
- [24] Manousakis, E.: *Rev. Mod. Phys.* **63**, 1 (1991).
- [25] Hirsch, J.: *Phys. Rev.* **B 31**, 4403 (1985); *Phys. Rev.* **B 35**, 1851 (1987).
- [26] Henelius, P. and Sandvik, A. W.: *Phys. Rev.* **B 62**, 1102 (2000).
- [27] Liang, S., Doucot, B. and Anderson, P. W.: *Phys. Rev. Lett.* **61**, 365 (1988).
- [28] Iske, P. L. and Caspers, W. J.: *Physica A* **142**, 360 (1987).
- [29] Sutherland, B.: *Phys. Rev.* **B 37**, 3786 (1987).
- [30] Lou, J. and Sandvik, A. W.: [cond-mat/0605034](#).
- [31] Wojtkiewicz, J.: *Eur. Phys. J.* **B 44**, 501 (2005).
- [32] Sandvik, A. W. and Moessner, R.: *Phys. Rev.* **B 73**, 144504 (2006).