

Evidence for a quantum phase transition in electron-doped $\text{Pr}_{2-x}\text{Ce}_x\text{CuO}_{4-\delta}$ from Thermopower measurements

Pengcheng Li^{1,*}, K. Behnia², and R. L. Greene¹

¹*Center for Superconductivity Research and Department of Physics,
University of Maryland, College Park, Maryland 20742-4111, USA*

²*Laboratoire de Physique Quantique (CNRS), ESPCI 10 Rue Vauquelin, F-75005 Paris, France*

(Dated: December 2, 2024)

The evidence for a quantum phase transition under the superconducting dome in the high- T_c cuprates has been controversial. We report low temperature normal state thermopower(S) measurements in electron-doped $\text{Pr}_{2-x}\text{Ce}_x\text{CuO}_{4-\delta}$ as a function of doping (x from 0.11 to 0.19). We find that at 2K both S and S/T increase dramatically from $x=0.11$ to 0.16 and then saturate in the overdoped region. This behavior has a remarkable similarity to previous Hall effect results in $\text{Pr}_{2-x}\text{Ce}_x\text{CuO}_{4-\delta}$. Our results are further evidence for an antiferromagnetic to paramagnetic quantum phase transition in electron-doped cuprates near $x=0.16$.

PACS numbers: 74.25. Fy, 73.43.Nq, 74.72.Ch, 71.10.Hf

The existence of a quantum phase transition at a doping under the superconducting dome in high- T_c superconductors is still controversial. Evidence for a quantum critical point has been given for hole-doped cuprates[1, 2, 3] but the $T=0$ normal state is difficult to access because of the large critical field(H_{c2}). Electron-doped cuprates have a relatively low H_{c2} and several studies have suggested that a quantum phase transition exists in those cuprates. Electrical transport on electron-doped $\text{Pr}_{2-x}\text{Ce}_x\text{CuO}_{4-\delta}$ [4] shows a dramatic change of Hall coefficient around doping $x_c = 0.165$, which indicates a Fermi surface rearrangement at this critical doping. Optical conductivity experiments[5] revealed that a density-wave-like gap exists at finite temperatures below the critical doping x_c and vanishes when $x \geq x_c$. Neutron scattering experiments[6] on $\text{Nd}_{2-x}\text{Ce}_x\text{CuO}_4$ found antiferromagnetism as the ground state below the critical doping while no long range magnetic order was observed above x_c . Other suggestive evidence[7] comes from the observation of a low temperature normal state insulator to metal crossover as a function of doping, and the disappearance of negative spin magnetoresistance at a critical doping[8]. All these experiments strongly suggest that an antiferromagnetic(AFM) to paramagnetic quantum phase transition(QPT) occurs under the superconducting dome in the electron-doped cuprates.

The quantum phase transition in electron-doped cuprates is believed to be associated with a spin density wave(SDW) induced Fermi surface reconstruction[5, 9]. Angle resolved photoemission spectroscopy(ARPES) experiments[10] on $\text{Nd}_{2-x}\text{Ce}_x\text{CuO}_4$ reveal a small electron-like pocket at $(\pi, 0)$ in the underdoped region and both electron- and hole-like Fermi pockets near optimal doping. This interesting feature is thought to arise as a result of the SDW instability that fractures the conduction band into two different parts[9]. If one continues

to increase the doping(above x_c), the weakening of the spin density wave leads to a large hole-like Fermi pocket centered at (π, π) in the overdoped region[9, 11].

Nevertheless, the presence of a quantum critical point(QCP) under the superconducting dome in electron-doped cuprates is still quite controversial[12]. Other experimental probes of the critical region are needed. In this paper, we present a systematic study of the magnetic field driven normal state thermopower in $\text{Pr}_{2-x}\text{Ce}_x\text{CuO}_{4-\delta}$. We find a doping dependence similar to that seen in the low temperature normal state Hall effect measurements[4]. From a simple free electron model comparison of these two quantities, we find a strikingly similar behavior of the effective number of carriers. This strongly suggests that a quantum phase transition takes place near $x=0.16$ in PCCO.

High quality PCCO films with thickness about 3000Å were fabricated by pulsed laser deposition on SrTiO_3 substrates ($10 \times 5 \text{ mm}^2$). Detailed information can be found in our previous papers[13, 14]. The films were characterized by AC susceptibility, resistivity measurements and Rutherford Back Scattering(RBS).

High resolution thermopower is measured using a steady state method by switching the temperature gradient to cancel the Nernst effect and other possible background contributions. The sample is mounted between two thermally insulated copper blocks. The temperature gradient is built up by applying power to heaters on each block and the gradient direction is switched by turning on or off the heaters. The temperature gradient is monitored by two Lakeshore Cernox bare chip thermometers. Thermopower data is taken when the gradient is stable and averaged for many times to reduce the systematic error. The voltage leads are phosphor bronze, which has a small thermopower even at high field[15]. The thermopower contribution from the wire is calibrated against

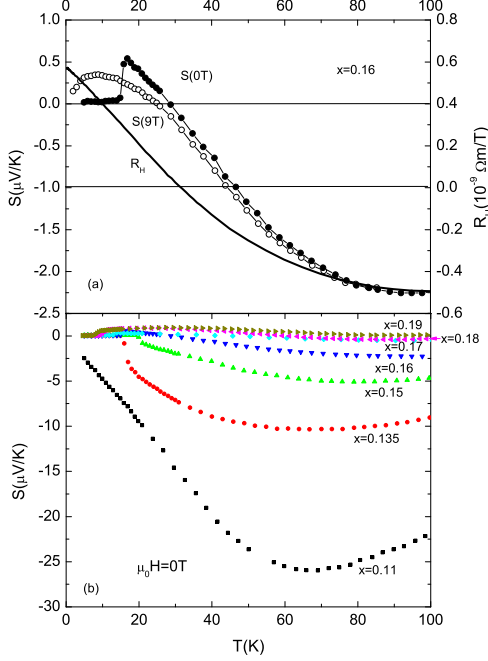


FIG. 1: (a) Thermopower S of $x=0.16$ film at zero field (solid circle) and $\mu_0 H=9T$ (open circle) as a function of temperature. Solid line is the temperature dependence of the Hall coefficient for the same film. (b) Thermopower S versus temperature ($T < 100K$) at zero field for all the doped films.

$YBa_2Cu_3O_7$ ($T_c = 92K$) for $T < 90K$ and Pb film for $T > 90K$, and is subtracted out to get the absolute thermopower of the PCCO sample.

We measured the zero field and in field resistivity of all the doped PCCO films. The results are similar to our previous report[4]. A 9T magnetic field ($H \parallel c$) is enough to suppress the superconductivity for all the dopings. This enables us to investigate the low temperature normal state properties in PCCO. A low temperature resistivity upturn is seen for doping below $x=0.16$, which suggests a possible insulator to metal crossover as a function of doping (see ref.[7]).

Thermopower is measured on the PCCO films doped from $x=0.11$ to 0.19. In zero field, a sharp superconducting transition is clearly seen in the thermopower. In Fig. 1(a), we show the thermopower S of $x=0.16$ ($T_c = 16.5K$) as a function of temperature. Our high resolution thermopower setup enables us to observe small changes of signal. When the sample goes to the superconducting state, $S=0$, a small change $\Delta S = 0.5\mu\text{V/K}$ is easily detectable, which indicates a better sensitivity than our previous one-heater-two-thermometer setup[16]. We also show the Hall coefficient R_H as a function of temperature for the same film in the graph. A sign change of both S and R_H is observed at the same temperature.

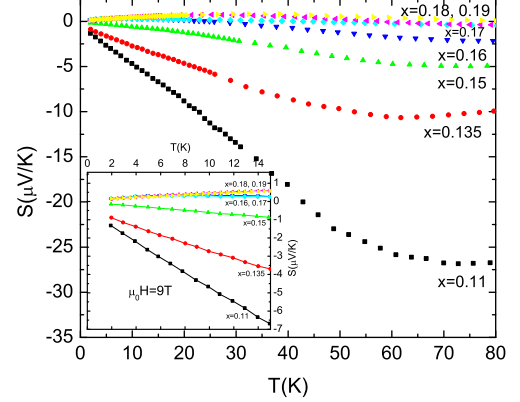


FIG. 2: The normal state thermopower $S(\mu_0 H = 9T > \mu_0 H_{c2})$ of all the doped films versus temperature. Inset shows the low temperature ($T < 15K$) data.

In Fig. 1(b), we show the zero field thermopower for all the doped films. A clear superconducting transition is seen in the superconducting samples. The normal state $S(T > T_c)$ is negative in the underdoped region. It becomes positive in the overdoped region at low temperature (to be shown later). The magnitude of S in the underdoped region is large as expected for a system with less charge carrier density while it is much smaller in the overdoped region.

When a 9T magnetic field is applied along the c -axis, the superconducting films are driven to the normal state for $T < T_c$. As seen from the open circle curve in Fig. 1(a), when the superconductivity is destroyed, the normal state thermopower is obtained. In Fig. 2, we show the normal state thermopower for all the films. The low temperature ($T < 15K$) normal state thermopower is shown in the inset. We showed in Fig. 1(a) that for $x=0.16$ the thermopower changes from negative to positive for $T < 30K$, in good agreement with the Hall effect measurements[4]. For the overdoped films $x=0.17$ and 0.18, we observe similar behavior with a sign change occurring below 45K and 60K respectively. However, the thermopower is always positive for $x=0.19$. Similar to the the Hall effect, the thermopower for $x \geq 0.16$ is nearly same for $T < 10K$, as shown in the inset of Fig. 2. The dramatic change of the thermopower at low temperature from $x=0.15$ to the overdoped region suggests a sudden Fermi surface rearrangement around the critical doping $x=0.16$.

In the Boltzmann picture, thermopower and electrical conductivity are related through the expression[17]:

$$S = \frac{-\pi^2 k_B^2 T}{3e} \frac{\partial \ln \sigma(\epsilon)}{\partial \epsilon} \Big|_{\epsilon=E_F} \quad (1)$$

In the simple case of a free electron gas, this yields :

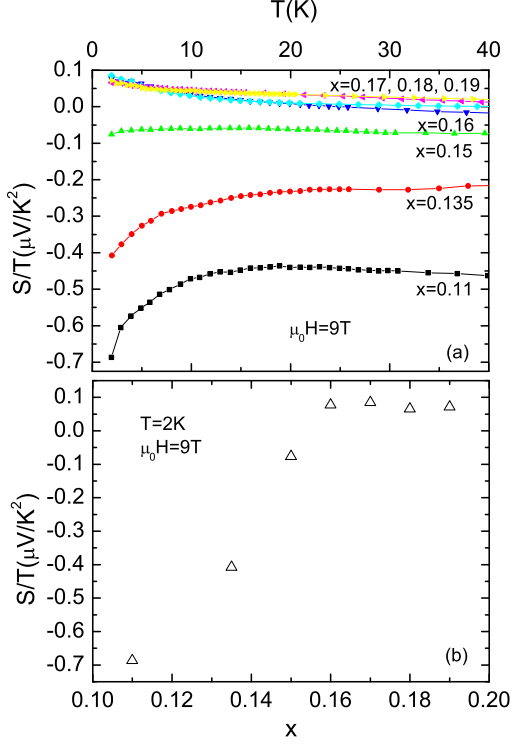


FIG. 3: (a) S/T versus temperature ($T < 40K$ and $\mu_0 H = 9T$) for all the films. (b) S/T ($T = 2K$ and $\mu_0 H = 9T$) as a function of doping x .

$S/T = \frac{-\pi^2 k_B^2}{3e} \frac{N(\epsilon_F)}{n}$ ($N(\epsilon_F)$ is the density of states at the Fermi energy and n is the total number of charge carriers). However, in real metals, the energy-dependence of the scattering time at the Fermi level, $(\frac{\partial \ln \tau(\epsilon)}{\partial \epsilon})_{\epsilon=\epsilon_F}$, also affects the thermopower. In the zero-temperature limit, it has been shown that this term also becomes proportional to $\frac{N(\epsilon_F)}{n}$ [18] even in the context of strongly-correlated electron systems. This provides a solid theoretical basis for an experimental observation: in a wide variety of correlated metals, there is an experimental correlation between the magnitude of thermopower and specific heat in the zero-temperature limit [19].

Let us examine our data with this picture in mind. Fig. 3(a) presents S/T as a function of temperature below 40K for all the doped films. As seen in the figure, there is a dramatic difference between the underdoped and the overdoped films. For underdoped, S/T displays a strong temperature dependence below 20K, which is reminiscent of the low temperature upturn in resistivity and Hall effect [4, 7]. One possible explanation for this feature would be charge localization [20]. If all, or some of, the itinerant carriers localize at very low temperatures, then the decrease in conductivity is expected to be concomitant with an increase in the entropy per itinerant carrier (which is the quantity roughly measured by

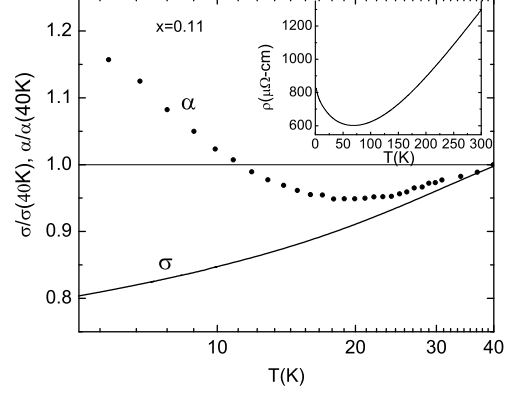


FIG. 4: Normalized $\alpha = S/T$ and $\sigma(T)$ for $x = 0.11$ versus temperature for $T \leq 40K$. Inset shows the temperature dependence of in plane resistivity $\rho(T)$ for the same film.

S/T). We find this to be qualitatively true as shown in Fig. 4, which displays S/T and conductivity for $x = 0.11$ in a semilog plot. Below 10 K, both quantities are linear functions of $\log T$. Note that for the resistivity, the logarithmic divergence saturates below 1K [7]. Therefore, further thermopower measurements below 2K would be very useful.

In contrast to the underdoped films, the temperature dependence of S/T in the overdoped region is weaker and there is clearly a finite S/T even at zero temperature. Taking the magnitude of S/T at 2 K as our reference, we can examine the doping dependence of the ratio $\frac{N(\epsilon_F)}{n}$ for itinerant carriers at this temperature. Fig. 3(b) presents the doping dependence of S/T at 2K. A strong doping dependence for $x \leq 0.16$, a sharp kink around $x = 0.16$ and a saturation in the overdoped region are visible. The dramatic change of S/T at low temperatures from the underdoped to overdoped regions is similar to the Hall effect [4] at 0.35K, in which a sharp kink was observed around $x = 0.16$. Both S/T and R_H change from negative in the underdoped region to a saturated positive value above $x = 0.16$.

The similarity of the doping dependence of S/T and R_H implies a common physical origin. To explore the relation between S/T and R_H , let us assume a simple free electron model, where thermopower displays a very simple correlation with the electronic specific heat, $C_{el} = \frac{\pi^2 k_B^2 T}{3} N(\epsilon_F)$. Following the analysis of Ref. [19], a dimensionless quantity

$$q = \frac{S N_{Av} e}{T \gamma} \quad (2)$$

can be defined (N_{Av} is Avogadro's number and $\gamma = C_{el}/T$), which is equal to N_{Av}/n . For a simple metal,

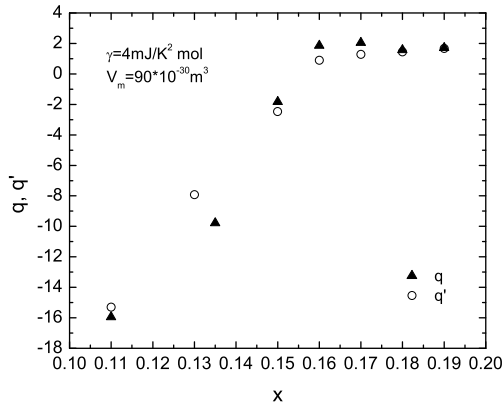


FIG. 5: Doping dependence of $q(2K)$ and $q'(2K)$ of PCCO films(q and q' are defined by Eq. (2) and (3) in the text).

$R_H = V/ne$ (V is the total volume). If we define

$$q' = R_H e / V_m \quad (3)$$

where V_m is unit cell volume, then q' is also equal to N_{Av}/n . By this simple argument, we can compare S and R_H directly. Because we do not have data for γ except at optimal doping, we assume it does not change much with doping. With the γ value ($4mJ/K^2mole$)[21] for $x=0.15$ and S/T and R_H at 2K, we can plot both q and q' together, as shown in Fig. 5. We find a remarkable similarity in the doping dependence of these two dimensionless quantities, both in trend and in magnitude. Note that no dramatic changes in either q or q' are observed near $x=0.13$, where it is claimed that AFM long range order vanishes[12] from recent neutron scattering measurements. We should mention that assuming a constant γ as a function of doping in our range of investigation ($x=0.11$ to 0.19) is, of course, subject to caution. However, we note that according to the available data for hole-doped cuprates[22], the change in the normal-state electronic specific heat is negligible. Therefore, no significant change in the doping dependence of q due to this correction is expected.

We believe that the saturation of S/T in the overdoped region is a result of the Fermi surface rearrangement due to the vanishing of antiferromagnetism above a critical doping. To our knowledge, there is no theoretical prediction for the doping dependence of the thermopower in an antiferromagnetic quantum critical system. Although the temperature dependence of thermopower near zero temperature is given by Paul *et al.*[23] for such a system near critical doping, we are not yet able to access the very low temperature region ($T < 2K$) to test these predictions in PCCO. Nevertheless, an amazing agreement between thermopower and Hall effect measurements is shown in our simple free electron model. This model

is certainly oversimplified since there is strong evidence for two types of carriers near optimal doping[24, 25, 26]. But, much of this transport data[24, 25, 26] implies that one type of carrier dominates at low temperature. Thus a simple model may be reasonable. However, to better understand this striking result a more detailed theoretical analysis will be needed.

Interestingly, the number q in overdoped PCCO is close to 1. It was shown that when q is close to unity, a Fermi liquid behavior is found in many strongly correlated materials[19]. This suggests that overdoped PCCO is more like a Fermi liquid metal than underdoped PCCO. When x is above the critical doping $x=0.16$, q and q' are close to $1/(1-x)$, which suggests that the hole-like Fermi surface is recovered in accordance with local density approximation band calculations and the Luttinger theorem.

In summary, we performed high resolution measurements to investigate the low temperature normal state thermopower(S) of electron-doped cuprates $Pr_{2-x}Ce_xCuO_{4-\delta}$ (PCCO). We find a strong correlation between S/T and the Hall coefficient (R_H) at 2K as a function of doping. Using a simple free electron model, which relates thermopower to the electronic specific heat, we conclude that our observations support the view that a quantum phase transition occurs near $x=0.16$ in the PCCO system.

This work is supported by NSF Grant DMR-0352735. We thank Drs. Andy Millis and Victor Yakovenko for fruitful discussions.

* Electronic address: pcl@physics.umd.edu

- [1] Y. Ando *et al.*, Phys. Rev. Lett. **92**, 247004 (2004) and references therein
- [2] J. L. Tallon and J. W. Loram Physica C **349**, 53 (2001)
- [3] G.Q. Zheng *et al.*, Phys. Rev. Lett. **94**, 047006 (2005)
- [4] Y. Dagan *et al.*, Phys. Rev. Lett. **92**, 167001 (2004)
- [5] A. Zimmers *et al.*, Europhys. Lett. **70**, 225 (2005)
- [6] H. Kang *et al.*, Nature(London) **423**, 522(2003)
- [7] P. Fournier *et al.*, Phys. Rev. Lett. **81**, 4720 (1998)
- [8] Y. Dagan *et al.*, Phys. Rev. Lett. **94**, 057005 (2005)
- [9] J. Lin and A. J. Millis, Phys. Rev. B **72**, 214506 (2005)
- [10] N. P. Armitage, *et al.*, Phys. Rev. Lett. **88**, 257001 (2002)
- [11] H. Matsui *et al.*, Phys. Rev. Lett. **94**, 047005 (2005); H. Matsui, *et al.*, Phys. Rev. Lett. **95**, 017003 (2005)
- [12] Recent neutron scattering experiments on $Nd_{2-x}Ce_xCuO_4$ argue that the QCP is at $x=0.13$ and that the superconductivity and AFM do not coexist, E.M. Motoyama *et al.*, cond-mat/0609386
- [13] J. L. Peng *et al.*, Phys. Rev. B **55** R6145 (1997)
- [14] E. Masier *et al.*, Physica(Amsterdam) **297C**, 15(1998)
- [15] Y. Wang *et al.*, Nature(London) **423**, 425 (2003)
- [16] R. C. Budhani *et al.*, Phys. Rev. B **65**, 100517(R) (2002)
- [17] N. W. Ashcroft and N. D. Mermin, *Solid State Physics*, Saunders College Publishing (1976)
- [18] K. Miyake and H. Kohno, J. Phys. Soc. Jpn, **74**, 254

- (2005)
- [19] K. Behnia, D. Jaccard and J. Flouquet, J. Phys.:Condens. Matter **16**, 5187 (2004)
- [20] P. Fournier *et al.*, Phys. Rev. B **62**, R11993(2000)
- [21] H. Balci and R. L. Greene, Phys. Rev. B **70** 140508(R) (2004)
- [22] J. W. Loram *et al.*, J. Phys. Chem. Solids **59**, 2091 (1998)
- [23] I. Paul and G. Kotliar, Phys. Rev. B **64**, 184414 (2001)
- [24] W. Jiang *et al.*, Phys. Rev. Lett.**73**, 1291 (1994)
- [25] P. Fournier *et al.*, Phys. Rev. B **56**, 14149(1997)
- [26] F. Gollnik and M. Naito, Phys. Rev. B **58**, 11734(1998)