

Calculations of spin-disorder resistivity from first principles

A. L. Wysocki,^{1,*} K. D. Belashchenko,¹ J. P. Velev,¹ and M. van Schilfgaarde²

¹*Department of Physics and Astronomy and Nebraska Center for Materials and Nanoscience,
University of Nebraska–Lincoln, Lincoln, Nebraska 68588, USA*

²*Department of Chemical and Materials Engineering,
Arizona State University, Tempe, Arizona 85287, USA*

(Dated: August 13, 2018)

Spin-disorder resistivity of Fe and Ni is studied using the noncollinear density functional theory. The Landauer conductance is averaged over random disorder configurations and fitted to Ohm's law. The distribution function is approximated by the mean-field theory. The dependence of spin-disorder resistivity on magnetization in Fe is found to be in excellent agreement with the results for the isotropic s - d model. In the fully disordered state, spin-disorder resistivity for Fe is close to experiment, while for fcc Ni it exceeds the experimental value by a factor of 2.3. This result indicates strong magnetic short-range order in Ni at the Curie temperature.

The effects of thermal spin disorder on the transport properties of ferromagnets are of interest for both fundamental and practical reasons. First, studies of spin disorder resistivity may provide important information on magnetic short-range order in ferromagnets, which is an intrinsic thermodynamic feature of spin disorder. Second, spin disorder intermixes the spin channels and thereby introduces finite spin diffusion length in ferromagnets. Together with scattering on interface spin disorder and spin-orbit scattering, this effect degrades the magnetoresistance of magnetic tunnel junctions and spin valves, which are used in magnetic field sensors and magnetic random-access memories.

A large amount of experimental data is available on the electric resistivity of ferromagnetic metals, most of which was collected many years ago.¹ In these metals the resistivity has an “anomalous” contribution which contains signatures of magnetic phase transitions. This magnetic contribution ρ_{mag} may be extracted from the measured resistivity assuming that the Matthiessen's rule is valid, and that the anomalous contribution is temperature-independent well above the Curie temperature.²

The anomalous resistivity ρ_{mag} may be attributed to spin-disorder scattering, which was studied using the s - d model Hamiltonian by many authors.^{3,4,5,6} This approach assumes that $3d$ electrons in transition metals are localized at atomic sites, while the conductivity is due to mobile $4s$ electrons forming an itinerant band and coupled to the d electrons by exchange interaction. At finite temperatures the directions of the d -electron spins fluctuate, and the conducting s electrons scatter from the inhomogeneous exchange potential.

As the temperature is increased toward the Curie temperature T_c , the spins become more disordered, and ρ_{mag} quickly increases, sometimes surpassing the phonon contribution. At elevated temperatures the s - d model calculations of ρ_{mag} were done using the mean-field approximation for magnetic thermodynamics. In this approximation, the spins are completely disordered above T_c , and hence ρ_{mag} is constant. In the Born approximation

below T_c it declines as

$$\rho_{\text{mag}}(T) = \rho_{\text{mag}}(T_c) [1 - M^2(T)/M^2(0)], \quad (1)$$

where $M(T)$ is the magnetization at temperature T .^{3,4,6} In general, ρ_{mag} is sensitive to magnetic short-range, rather than long-range order.⁷ Quantitative comparison of the calculations of $\rho_{\text{mag}}(T)$ with experiment can thus provide valuable information on magnetic short-range order, which may be very strong in itinerant ferromagnets like Ni.⁸

Unfortunately, since the s - d model assumes an isotropic conduction band, it can not predict the magnitude of $\rho_{\text{mag}}(T_c)$ of specific materials. Moreover, treating the $3d$ electrons as localized appears to be an inadequate approximation for computing the spin-disorder resistivity, because the dominant contribution comes from interband (s - d), rather than intraband (s - s) scattering transitions. This conclusion was made by Goodings⁹ who solved the Boltzmann equation for the isotropic two-band model. Although this model is not applicable to transition metals with complex Fermi surfaces, it clearly highlights the sensitivity of the spin-disorder resistivity to the band structure. A parameter-free approach based on the density functional theory is clearly needed for quantitative comparison with experiment.

In this paper we calculate ρ_{mag} for iron and nickel from first principles using the Kubo-Landauer formalism implemented in the tight-binding linear muffin-tin orbital (TB-LMTO) method within the atomic sphere approximation, which was extended to non-collinear systems. Our treatment of spin disorder is based on the adiabatic approximation, which assumes that the low-lying excitations of the magnet are well represented by the states where the magnetic moments at different atomic sites are rigidly rotated off of the magnetization axis.¹⁰ The state of the system is assumed to be the ground state constrained by these rotations. For a given noncollinear spin configuration, one can thus construct a TB-LMTO Hamiltonian or the Green's function matrix (which are no more diagonal in spin space).¹¹ We used the local spin density approximation and frozen atomic potentials

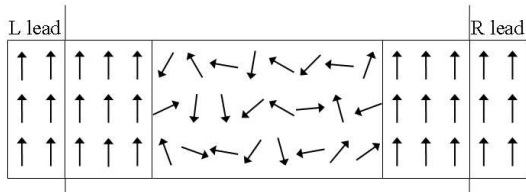


FIG. 1: The schematic picture of the system used in the calculations. Vertical lines indicate the embedding planes.

taken from the ferromagnetic ground state. The basis set included the states up to $l_{\max} = 2$ for both Fe and Ni (s , p , and d orbitals).

The conductance was calculated using the principal-layer Green's function technique and the Kubo-Landauer formalism.^{12,13} We consider a ferromagnetic layer FM(D) with spin disorder placed between two magnetically ordered leads FM(O) made of the same material, as seen in Fig. 1. As usual in the principal-layer technique, the “active region” consists of the FM(D) layer plus a few monolayers of FM(O) on each side.

Because we use frozen atomic potentials to make calculations practical, care needs to be taken to ensure local charge neutrality. Indeed, one can view FM(D) and FM(O) as different materials which have different Fermi levels that must normally be matched by the contact potential. Frozen atomic potentials do not allow this to happen, and therefore we introduced a compensating constant potential shift in the disordered region which mimics the contact potential. This shift was found so that the charge in the central part of FM(D) averaged over disorder realizations is zero. Note that no matter how the FM(O)/FM(D) interfaces are treated (self-consistently or not), they add contact resistances to the circuit. However, since the *resistivity* of the FM(D) material is extracted from the dependence of the resistance on the FM(D) thickness in the Ohmic limit, it does not depend on the interfaces, and therefore our crude treatment of the interfaces does not introduce any error.

First we considered the paramagnetic state with no magnetic short-range order (completely uncorrelated spins with uniform angular distribution function). For the given thickness of the FM(D) layer, the resistance of the system was averaged over several disorder configurations (typically 12). As seen in Fig. 2, almost perfect Ohmic behavior was found for Fe down to the smallest thicknesses for the 4×4 lateral cell (16 atoms per layer). The convergence with respect to the lateral cell size was also checked. We found that for paramagnetic Fe ρ_{mag} is quite insensitive to this size, as seen in Table I. For Ni the thickness dependence of ρ_{mag} is also fairly close to linear for the 2×2 lateral cell (8 atoms per layer).

The calculated ρ_{mag} for Fe (see Table I) is about 20% greater than the experimental estimate.² This result indicates that magnetic short-range order in Fe at T_c is weak. However, for the similar model of fcc Ni ρ_{mag}

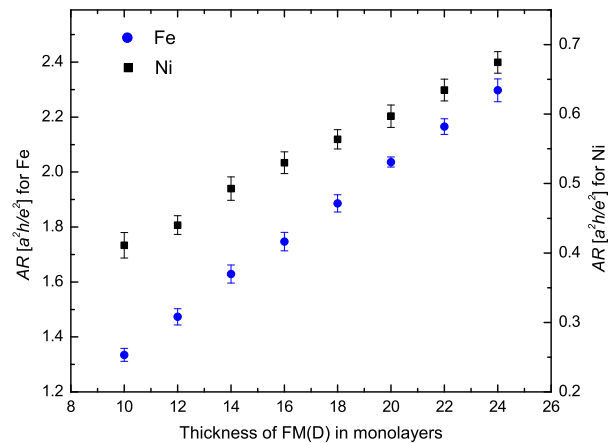


FIG. 2: The area-resistance product AR of the FM(O)/FM(D)/FM(O) systems as a function of the thickness of the FM(D) layer for bcc Fe and fcc Ni in the paramagnetic state. The lateral cell sizes were 4×4 for Fe and 2×2 for Ni, with edges along the $[100]$ directions. The errorbars denote standard deviations of AR due to the finite number of spin disorder configurations.

TABLE I: Spin-disorder resistivity ρ_{mag} in $\mu\Omega\cdot\text{cm}$ for paramagnetic bcc Fe and fcc Ni. The calculated values are given for different lateral cell sizes with edges along the $[100]$ directions. The experimental values are the high-temperature asymptotes taken from Ref. 2.

Lateral cell size	2×2	3×3	4×4	Experiment
Fe	105.5	100.1	101.9	80
Ni	34			15

is nearly 2.3 times greater than the experimental estimate. This large difference indicates either very strong magnetic short-range order, or a strongly reduced local moment at $T \sim T_c$.

Further, we calculated ρ_{mag} for ferromagnetic Fe in a range of temperatures. The spin configurations in the disordered Fe layer were generated using the mean-field theory, i.e. with an uncorrelated distribution function given by

$$p(\theta) \propto e^{-\mathbf{H}_{\text{eff}} \cdot \boldsymbol{\mu}/T}, \quad H_{\text{eff}}(T) = \frac{3M(T)T_c}{\mu M(0)} \quad (2)$$

where θ is the angle between the spin and the magnetization axis, μ is the magnetic moment at each site, $M(T)$ is the magnetization at temperature T in the mean-field approximation, and \mathbf{H}_{eff} is the effective Weiss field.

We used 4×4 lateral cells for all temperatures and thicknesses. The Ohmic limit (linear dependence of the conductance on length) was achieved for all temperatures down to about $T_c/3$. This behavior agrees with what one would expect from simple mean-free path considerations. If we estimate the mean-free path as $l = \frac{3}{4}AR_{\text{bal}}/\rho$, where

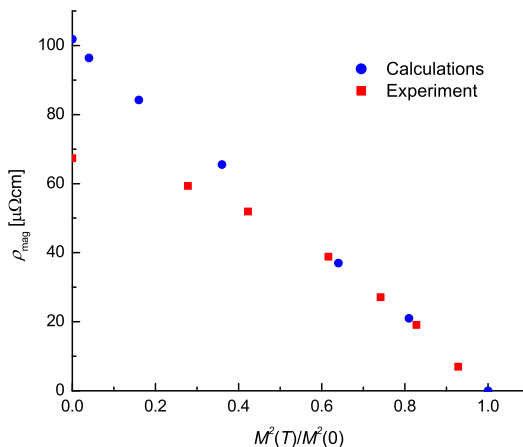


FIG. 3: Spin-disorder resistivity of Fe plotted against $M^2(T)$. The experimental data for $\rho_{\text{mag}}(T)$ were taken from Ref. 2, and those for $M(T)$ from Ref. 14.

AR_{bal} is the ballistic area-resistance product (this formula is exact for the free-electron model), we find that l does not exceed the lateral cell size in this temperature range. Therefore, quantum fluctuations of the conductance are small, and the transport is diffusive. Another indication of the Ohmic behavior comes from the distribution of the current over the spin channels. The conductance is a sum of four partial conductances, $G_{\uparrow\uparrow}$, $G_{\downarrow\downarrow}$, $G_{\uparrow\downarrow}$, $G_{\downarrow\uparrow}$. Spin-conserving and spin-flip scattering have similar rates in our spin-disorder problem, and therefore the electrons lose memory of their spin over their mean-free path. Therefore, in the Ohmic limit the partial conductances must be proportional to the number of channels in the left and right leads for the corresponding spin channels: $G_{\sigma\sigma'} \propto M_{\sigma}^L M_{\sigma'}^R$. This behavior was indeed observed down to $T \sim T_c/3$.

The results of $\rho_{\text{mag}}(T)$ calculations for Fe are plotted in Fig. 3 versus $M^2(T)$ along with the experimental data taken from Ref. 2. Surprisingly, the calculated results, which are based on first-principles electronic struc-

ture and do not involve perturbation theory, show that the temperature dependence agrees with Eq. (1) with a rather high accuracy. This striking agreement suggests that the temperature dependence of ρ_{mag} is quite insensitive to the shape of the Fermi surface.

In the low-temperature region (large M) the magnetic excitations are in reality dominated by spin waves, and the mean-field theory is inapplicable. Therefore, the fact that the theoretical and experimental curves in Fig. 3 have the same slope in this region is probably accidental (the extraction of ρ_{mag} using Matthiessen's rule is also unreliable here). In the high-temperature region the comparison is more meaningful, and here we see that the calculated results are quite close to experiment at $M^2(T)/M^2(0) \sim 0.5$ and somewhat diverge as the temperature approaches T_c . There may be several reasons for this behavior, including the dependence of the local moment on temperature which we neglected, and also the presence of magnetic short-range order. The resistivity is sensitive to short-range, rather than long-range order⁷, and the short-range order depends less strongly on the temperature. Therefore, the deviation of the theoretical curve from experiment close to T_c is expected. Quantitative analysis of these effects deserves further investigation.

In conclusion, we calculated the spin-disorder contribution to resistivity for iron and nickel from first-principles. Comparison with experimental data suggests that magnetic short-range order is weak in Fe and strong in Ni. The analysis of spin-disorder resistivity can thus provide important information on magnetic short-range order in magnetic metals. We also studied the temperature dependence of spin-disorder resistivity in Fe assuming mean-field thermodynamics. The resistivity depends linearly on $M^2(T)/M^2(0)$ in agreement with the predictions of the isotropic s - d model.

We are grateful to V. P. Antropov and E. Y. Tsymbal for useful discussions. This work was supported by the Nebraska Research Initiative and NSF MRSEC. It was completed utilizing the Research Computing Facility of the University of Nebraska-Lincoln.

* Electronic address: awysocki@bigred.unl.edu

¹ B. R. Coles, Adv. Phys. **7**, 40 (1958).

² R. J. Weiss and A. S. Marotta, J. Phys. Chem. Solids **9**, 302 (1959).

³ P. G. de Gennes and J. Friedel, J. Phys. Chem. Solids **4**, 71 (1958).

⁴ I. Mannari, Progr. Theor. Phys. **26**, 51 (1961).

⁵ S. V. Vonsovskii, *Magnetism* (Halsted Press, New York 1974).

⁶ T. Kasuya, Progr. Theor. Phys. **16**, 58 (1956).

⁷ M. E. Fisher, J. S. Langer, Phys. Rev. Lett. **20**, 667 (1968).

⁸ V. P. Antropov, Phys. Rev. B **72**, 140406 (2005).

⁹ D. A. Goodings, Phys. Rev. **132**, 542 (1963).

¹⁰ B. L. Gyorffy, A. J. Pindor, J. Staunton, G. M. Stocks, and H. Winter, J. Phys. F: Met. Phys. **15**, 1337 (1985).

¹¹ V. P. Antropov, M. I. Katsnelson, B. N. Harmon, M. van Schilfgaarde, and D. Kuznezov, Phys. Rev. B **54**, 1019 (1996).

¹² I. Turek, V. Drchal, J. Kudrnovský, M. Šob, and P. Weinberger, *Electronic Structure of Disordered Alloys, Surfaces and Interfaces* (Kluwer, Boston, 1997).

¹³ J. Kudrnovský, V. Drchal, C. Blaas, P. Weinberger, I. Turek, and P. Bruno, Phys. Rev. B **62**, 15084 (2000).

¹⁴ J. Crangle and G. M. Goodman, Proc. R. Soc. London A **321**, 477 (1971).