

# Acceptor dependent magnetotransport in unconventional doped antiferromagnets

M. B. Silva Neto<sup>1, \*</sup> and L. Benfatto<sup>2, 3, y</sup>

<sup>1</sup>*Institut für Theoretische Physik, Universität Stuttgart, Pfaffenwaldring 57, 70550, Stuttgart, Germany*

<sup>2</sup>*Centro Studi e Ricerche “Enrico Fermi”, via Panisperna 89/A, 00184, Rome Italy*

<sup>3</sup>*CNR-INFM and Department of Physics, University of Rome “La Sapienza”,  
Piazzale Aldo Moro 5, 00185, Rome, Italy*

(Dated: May 25, 2019)

We describe the microscopic mechanism behind the smooth (sharp) negative magnetoresistance observed in the in-plane resistivity of lightly hole-doped  $\text{La}_2\text{CuO}_4$  when a longitudinal (perpendicular) magnetic field is applied. We show that the behaviour in the magnetoresistance follows from the field dependence of the angle between  $\text{Cu}^{++}$  spins in neighbouring layers, which, in turn, depends strongly on the radius of the holes orbit bound to the acceptor. Finally, we provide a unified picture that explains both the earlier data on excess Oxygen  $\text{La}_2\text{CuO}_{4+y}$  (small radius) as well as the recent data on Strontium doped  $\text{La}_{2-x}\text{Sr}_x\text{CuO}_4$  (large radius) which seem to be contradictory.

PACS numbers: 74.25.Ha, 75.10.Jm, 75.30.Cr

**Introduction** The dynamics of charge carriers doped into lamellar copper oxides (cuprates) is a subject that has recurrently received a great deal of attention, specially due to its similarity to the physics of doped semiconductors, like P-doped Si [1]. Indeed, when holes are doped into such Cu-based Mott insulators, hopping conductivity is observed at low temperatures with a crossover to impurity band conduction when the temperature increases [2]. Despite all the similarities, there are however important differences between lightly doped  $\text{La}_{2-x}\text{Sr}_x\text{CuO}_4$  (LSCO), for example, and P-doped Si. First, the former exhibits a huge anisotropy between out-of-plane and in-plane resistivities,  $\rho_{\text{c}}/\rho_{\text{ab}} \sim 10^3$ , suggesting that the transport is essentially two-dimensional (2D) [3]. For this reason, most of the theoretical work on in-plane transport phenomena in LSCO and related compounds have adopted, as starting point, one single  $\text{CuO}_2$  layer [2, 4]. Second, both  $\text{La}_2\text{CuO}_4$  and its lightly-doped versions behave actually as *unconventional* antiferromagnets, exhibiting unusual magnetic susceptibility anisotropies [5] and several different spin-flop transitions under applied magnetic field [6, 7, 8, 9, 10].

From this perspective, magnetoresistance (MR) experiments constitute an excellent probe to investigate the interplay between charge and spin degrees of freedom in lightly-doped cuprates. Unfortunately, a thorough and unified theoretical description of the existing MR data is still not available, and very important questions concerning different behaviours obtained for different types of acceptors (O or Sr) remain open. For example, Thio *et al.* [6] observed, in the very early MR experiments in O-doped  $\text{La}_2\text{CuO}_{4+y}$  (LCOy), that the in-plane resistivity decreases when the  $\text{Cu}^{++}$  spins in neighboring planes, initially aligned along the in-plane (orthorhombic)  $b$  direction at zero field (see Fig. 1 at  $H = 0$ ), reorient at nonzero field and eventually undergo a spin-flop (SF) transition. This is the case, for example, of an applied field *perpendicular* to the  $\text{CuO}_2$  planes ( $c$  direc-

tion), which reverses the spins in every other layer above the weak ferromagnetic (WF) transition [8]. Recently, Ando *et al.* [3] have shown that a rather large and *sharp* decrease in the in-plane resistivity is also observed in Sr-doped LSCO above such WF transition, confirming the results by Thio *et al.* in LCOy [6]. Thus, contrary to the naive expectation for a truly 2D system, these results suggest that the magnetotransport in doped  $\text{La}_2\text{CuO}_4$  is in fact sensitive to the layered magnetic structure.

Most puzzling and challenging is the case of a *longitudinal* field,  $H \parallel k \parallel b$ . In this case, the Dzyaloshinskii-Moriya (DM) interaction causes the spins to gradually develop an out-of-plane component, which fully orients spins along the  $c$  direction above a certain critical field  $H_{\text{c}}^2$  [6, 8]. This rotation preserves the in-plane antiferromagnetic (AF) order but gives rise to a ferromagnetic (FM) component for the spins in neighboring layers (see Fig. 1). At the same time, at intermediate fields,  $H_{\text{c}}^1 < H_{\text{c}}^2$ , a spin-flop transition of the in-plane spin component is expected [8], which should leave an imprint in the MR curves. However, while the early data from Thio *et al.* [6] *clearly indicates* that such two-step SF transition indeed occurs in LCOy, and it is manifest as a *kink* in the MR curves, the very recent MR experiments by Ono *et al.* in untwinned LSCO single crystals have shown *no sign whatsoever* of such an intermediate SF transition [7].

In this letter we unveil the microscopic mechanism behind the negative in-plane MR in hole-doped  $\text{La}_2\text{CuO}_4$ , for perpendicular or longitudinal magnetic fields, and we provide a unified picture that explains the data for both LCOy and LSCO. We formulate the magnetotransport in terms of a two-channel variable-range hopping (VRH) problem and we show that the negative MR is due to a field-induced *increase* in the localization length entering Mott’s VRH formula. Furthermore, we demonstrate that the occurrence or not of an intermediate SF transition for  $H \parallel k \parallel b$  is uniquely determined by the impurity (acceptor-hole bound state) contribution to the longitudi-

dinal susceptibility. Thus, while a two-step SF transition is in fact present for nearly pointlike impurities, like for Oxygen acceptors (small impurity susceptibility shift), it is actually absent for extended impurities like for Strontium acceptors (large impurity susceptibility shift).

*The microscopic model* We start with a  $t$ - $t'$ - $t''$ - $J$  model, which correctly describes the low-temperature transport properties of  $\text{La}_{2-x}\text{Sr}_x\text{CuO}_4$  within the spin-glass phase [4] (where the system is essentially two-dimensional), and we include also the interlayer tunneling  $t_z$  and exchange  $J_z$  in order to study the magnetotransport within the Néel phase. At zero doping only the AF interaction between  $\text{Cu}^{++}$  spins is present, and at zero external field the spins are arranged in the pattern shown in Fig. 1 for  $B = 0$ . There is almost perfect antiferromagnetic (AF) Néel order within each  $\text{CuO}_2$  layer (up to a tiny canting staggered along the  $c$  axis due to DM interactions, not shown), while spins in neighbouring layers exhibit AF and ferromagnetic order along the  $ac$  and  $bc$  planes, respectively (see [8, 9] and references therein).

At finite doping a Schwinger-boson slave-fermion approach allows one to describe the hole dynamics by means of two spinless operators  $h;f$  corresponding to the two sublattices (pseudospin), identified by the two orientations up and down for the copper spins (see [4] and references therein). The hole-spin interaction, provided by the nearest neighbours (n.n.) hopping term in the Hamiltonian, gives rise to four half pockets for the  $h;f$  holes at the points  $k_0 = (\pi/2; \pi/2)$ , or equivalently two full pockets at the points  $(\pi/2; -\pi/2)$ , in the usual tetragonal notation. The orthorhombicity in LSCO reduces this 4-fold degeneracy, and actually only the full pocket along the  $b$  direction is filled with holes [4]. The band structure is constituted by 2 degenerate bands  $\epsilon_k$  (one for each of the  $h;f$  holes), dispersing quadratically with respect to deviations  $(k_a; k_b)$  from the nodal point  $k_0 = (k_a; k_b) = (0; \pi/2)$ :

$$\epsilon_k = \epsilon_0 + \frac{1}{2} K_b \frac{k_b^2}{2} + \frac{1}{2} K_a^2; \quad (1)$$

where  $\epsilon_0 = 2$  (in units of  $J = 130$  meV).

Let us consider now the effect of a rotation of the spins with respect to the Néel pattern, with  $S_i = e^{i\phi_n} \frac{1}{\sqrt{2}} \mathbf{j}_i$ ,  $S_j = e^{i\phi_n} \frac{1}{\sqrt{2}} \mathbf{j}_j$ , where  $\mathbf{n}$  is a vector orthogonal to the spin quantization axis and  $i; j$  label two n.n. sites on the two sublattices. As shown in Fig. 1, at zero field the spins at 1 and 2 belong to the same sublattice, (say up), while spins at 1 and 3 (or 1 and 4) belong to different sublattices. Due to the departure from the perfect Néel pattern, the n.n. hopping term in the Hamiltonian gives rise to a direct hopping between the holes operators

$$\sum_{ij} t_{ij} c_i^\dagger c_j = \sum_{ij} t_{ij} \sin \frac{\phi_i - \phi_j}{2} h_i f_j^\dagger + h.c.; \quad (2)$$

where  $t_{ij}$  is the n.n. hopping (either parallel,  $t$ , or per-

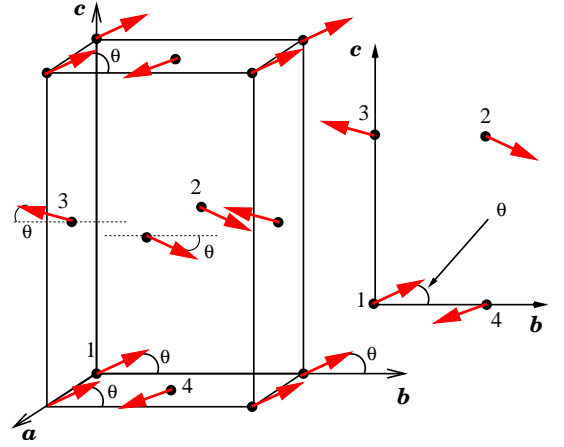


FIG. 1: (Colour online): Magnetic structure of  $\text{La}_2\text{CuO}_4$  for a small longitudinal field,  $B \parallel b$ . Solid (red) arrows represent  $\text{Cu}^{++}$  moments and for  $B = 0$  we have  $\theta = 0$ .

pendicular,  $t_z$ , to the  $\text{CuO}_2$  planes) between  $i$  and  $j$  and  $\mathbf{n}$  has been taken along the  $a$  direction.

*Longitudinal field* As discussed in [8], for a small longitudinal field,  $H \parallel b$ , the  $\text{Cu}^{++}$  spins rotate along the  $bc$  plane by an angle  $\theta$ , as depicted in Fig. 1. As a consequence, in-plane spins (spins 1 and 4) preserve a complete Néel order, even if with a new easy-axis, while spins in neighboring planes along the  $a$  direction (spins 1 and 3) show a departure from the Néel pattern, with  $\phi_1 = 0$  and  $\phi_3 = \pi$ . Thus, according to Eq. 2) we obtain a *new interlayer-assisted hopping channel* which mixes the holes in the two sublattices, leading to

$$H_{t_z} = \sum_k \epsilon_k [h_k^\dagger f_k + f_k^\dagger h_k]; \quad (3)$$

with an in-plane dispersion (at  $k_c = 0$ )

$$\epsilon_k = \epsilon_0 - 2t \sin(\theta) \cos \frac{k_a}{2} \frac{k_a}{2}; \quad (4)$$

where the dependence on the in-plane momentum  $k_a$  is a direct consequence of the relative displacement of the two spins 1,3 in the  $a$  direction (see also [11]). Since the band dispersion (1) is diagonal in the hole operators  $h;f$ , the new quasi-particle dispersion will be obtained by diagonalization of the Hamiltonian

$$H_{\text{eff}} = \begin{pmatrix} \epsilon_k & \epsilon_k \sin(\theta) \\ \epsilon_k \sin(\theta) & \epsilon_k \end{pmatrix}; \quad (5)$$

which lifts the final 2-fold degeneracy and gives rise to two new bands  $\epsilon_k^{A,B} = \epsilon_k \pm \epsilon_k \sin(\theta)$  where  $\epsilon_k^A$  (+ sign) and  $\epsilon_k^B$  (- sign) are, respectively, the anti-bonding (A) and bonding (B) band. By expanding the  $\epsilon_k$  around the point  $k_0$ , in analogy with Eq. (1), we obtain

$$\epsilon_k^{A,B} = \epsilon_0 - 2t \sin(\theta) \pm \frac{1}{2} K_b \frac{k_b^2}{2} + \frac{1}{2} K_a^2; \quad (6)$$

where  $\rho_{A,B} = \frac{1}{4} \sin(\theta)$ . The effect of the rotation is twofold: (i) the two bands are relatively shifted in energy by an amount  $4t_z \sin(\theta)$ , which increases with the applied field; (ii) the inverse effective mass of the two bands along the  $a$  direction changes, producing *light holes* in the B band and *heavy holes* in the A band.

Effect (i) simply gives rise to a inequivalent occupation of the two bands, A and B, as a function of the magnetic field. Indeed, while at  $H = 0$  each of the (pseudospin) bands account for  $n = 2$  holes, as  $H$  increases and the pseudospin degeneracy is lifted each band accounts for only a fraction  $\rho_{A,B}$  of the total number of holes (where  $\rho_A + \rho_B = 1$ ), with  $\rho_A$  decreasing and  $\rho_B$  increasing. The effective mass correction in point (ii), however, plays instead a very crucial role when the localization effect of the Coulomb potential  $V(\mathbf{r}) = \frac{e^2}{\epsilon r}$  due to the acceptor ions (where  $e$  is the electric charge and  $\epsilon$  is the dielectric constant), is taken into account. Indeed, by solving now the Schrödinger equation within the effective mass approximation for each of the bands (6) one finds that the localization length  $\lambda_{A,B}$  controlling the wave function of the corresponding bound state,  $\psi_{A,B} \propto e^{-r/\lambda_{A,B}}$ , is

$$\lambda_{A,B}(H) = \frac{1}{4} \frac{\lambda_0}{\rho_{A,B}} = \frac{1}{4} \frac{\lambda_0}{1 - \frac{1}{2} \sin(\theta)} \quad (7)$$

where  $\lambda_0^{-1} = 0.2 - 0.3$  [2], so that the wave-function overlaps will be affected by the rotation.

**Two-channel VRH problem** At low temperatures transport occurs via VRH. For the case of a single hopping channel the conductivity in 2D is given by [13]  $\sigma_{2D} = \sigma_0 \exp[-(T_0/T)^{1/3}]$ , where  $T_0 / \lambda_0^3$  is typically of order of  $10^4 - 10^6$  K [2]. At finite field, the two channels (bound states) corresponding to the A/B bands (6) will contribute to the hopping conductivity with weighting factors proportional to the occupations  $\rho_{A,B}$ . Moreover, since the localization lengths for the two bound states are different, see Eq. (7), the VRH scale  $T_0$  will be modified in each case as  $T_0^{A,B}(B) = T_0 \frac{\lambda_0^3}{\lambda_{A,B}^3} = \frac{2}{\rho_{A,B}^3} T_0$ . Thus, the conductivity can finally be written as

$$\frac{\sigma(B)}{\sigma_0} = \frac{\rho_A}{2} \exp\left[-\left(\frac{T_0^A}{T}\right)^{1/3}\right] + \frac{\rho_B}{2} \exp\left[-\left(\frac{T_0^B}{T}\right)^{1/3}\right] \quad (8)$$

We should notice that  $\rho_B > \rho_A$  ( $T_0^B < T_0^A$ ) and  $\rho_B > \rho_A$  and thus the overall conductivity will *increase* with the magnetic field (*negative MR effect*). However, at low fields, when the occupations  $\rho_{A,B}$  and localization lengths  $\lambda_{A,B}$  are not too different, the compensating effects coming from the two channels, positive MR from the A channel and negative MR from the B channel, will produce a *plateau* in the MR curves at low field, see Fig. 2, which is indeed observed experimentally [3, 6].

**The two-step spin-flop transition** For undoped  $\text{La}_2\text{CuO}_4$ , theory predicts an intermediate SF transition (spins confined along the  $ac$  plane) at  $H_c^1 = H_{in}$ , where

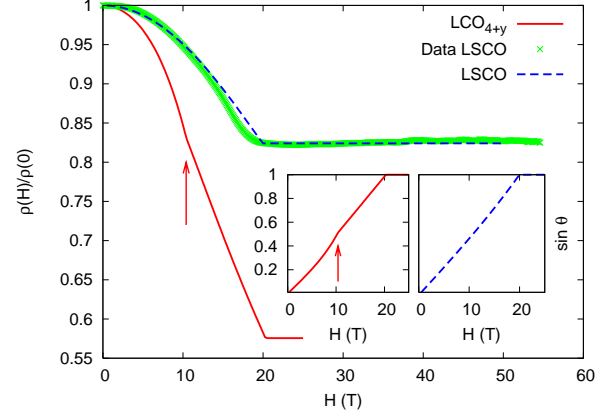


FIG. 2: (Colour online): Negative MR for  $\text{La}_2\text{CuO}_{4+y}$  (solid curve),  $\text{La}_{2-x}\text{Sr}_x\text{CuO}_4$  (dashed curve), and experimental data from [7]. The intermediate in-plane SF for  $\text{La}_2\text{CuO}_{4+y}$  (point-like impurities) is clearly seen as a kink at  $H = 10.4$  T, as indicated by the arrow. At the second critical field  $H_c^2 = 20$  T the spins orient along  $c$  ( $\sin \theta = 1$ , see inset) and the MR saturates. For  $\text{La}_{2-x}\text{Sr}_x\text{CuO}_4$  (extended impurities) no intermediate SF is observed, and the only kink is at  $H_c^2$ . Insets: field dependence of  $\sin \theta$  for  $\text{LCO}_y$  (left) and  $\text{LSCO}$  (right).

$H_{in}$  is the in-plane gap [8] (the magnetic field is measured in units of  $g_{\text{S}} \mu_B$ , where  $g_{\text{S}} = 2$  is the gyromagnetic ratio and  $\mu_B$  the Bohr magneton). Although  $\sin \theta$  is a continuous function of the field across  $H_c^1$ , its slope changes

$$\sin \theta = \begin{cases} \frac{8}{\frac{2}{\rho_{\text{out}}} + 4 + \frac{D}{H^2}}; & H < H_c^1 \\ \frac{8}{\frac{2}{\rho_{\text{out}}} + 4 + \frac{2}{\rho_{\text{in}}}}; & H > H_c^1 \end{cases} \quad (9)$$

leading to a kink in the field dependence of  $\rho(H)$  [8]. Here  $\rho_{\text{out}}$  is the out-of-plane gap,  $\rho = 2J_z J_{\parallel}$  measures the interlayer AF coupling,  $D = \rho_{\text{in}}$  is the DM interaction and  $\rho_0$  is the staggered order parameter, which can be smaller than 1 due to quantum and/or thermal fluctuations. The spins rotate in the  $bc$  plane for  $H < H_c^1$  and in the  $ac$  plane for  $H_c^1 < H < H_c^2$ , and become fully oriented along  $c$  ( $\sin \theta = 1$ ) at  $H = H_c^2$ .

As we shall now demonstrate, the possibility to observe the same feature at finite doping depends crucially on the type of acceptor, O or Sr, introduced in host  $\text{La}_2\text{CuO}_4$ . Indeed, taking into account the coupling of the impurity pseudospin with the longitudinal component of the applied magnetic field [14] one can easily show that the low-field dependence of the deflection angle  $\theta$  is [15]

$$\sin \theta = \frac{H D = 0}{\frac{2}{\rho_{\text{out}}} + 4 + \frac{b_{\text{imp}}}{(1 - x/2y)H^2}}; \quad (10)$$

where  $x = 2y$  (for Sr, O) is the doping, and  $b_{\text{imp}}$  is the dimensionless impurity susceptibility coefficient [14]. This very same coefficient appears in the impurity contribution (shift) to the longitudinal magnetic susceptibility

$b$  at  $T = 0$ ,  $b_{\text{imp}} = 1$ ; where  $\gamma = 1/8$ . As a result, we see that for  $b_{\text{imp}} < 1$  the spins perform an intermediate SF at a new critical field  $H_c^1$  given by [15]

$$H_c^1 = \frac{\gamma}{1 - b_{\text{imp}}} \quad (11)$$

and follows the evolution described by Eq. (9) at higher fields. However, when  $b_{\text{imp}} \rightarrow 1$  such that  $H_c^1 \rightarrow H_c^2$  no intermediate flop occurs and the spins rotate continuously within the  $bc$  plane until complete polarization. We conclude that *the existence or not of a SF transition is determined by the magnitude of the impurity susceptibility shift*, which in turns depends on the localization length  $\xi_0$  provided by the different type of acceptors.

**Pointlike impurities in  $\text{La}_2\text{CuO}_{4+y}$**  Measurements of the Hall coefficient, ac and dc conductivities, and dielectric constant in LCOy have revealed that the doped holes are strongly bound to the Oxygen acceptor (small  $\xi_0$ ) [12]. This is confirmed by magnetic-susceptibility measurements in LCOy, [5] which show a very small shift of  $b$  for  $y = 0.01$  with respect to the undoped sample, leading to the estimate of  $b_{\text{imp}} = 1 - 10$  for O acceptors. In this case the critical field (11) for the intermediate SF should be *only slightly larger* than the in-plane gap, and the kink in the field dependence of  $\sin(\theta)$ , shown in the inset of Fig. 2, is expected to show up also in the MR curve, as shown indeed in the main pannel of Fig. 2. Observe that most of the parameters for LCOy are known from different experiments:  $\gamma = 1/2$  meV [16],  $\xi_{\text{out}} = 2.6$  meV [6],  $\xi = 1$  (meV)<sup>2</sup> [8, 10],  $\xi_0 = 0.3 - 0.5$  (we use  $\xi_0 = 0.5$ ), leading to  $H_c^1 = 10.4$  T for  $b_{\text{imp}} = 5$ , in very good agreement with the experiments [6]. As far as the MR is concerned, the only unknown parameters are  $T_0$  and  $\tau_z$ . From a comparison with the data of [6] we estimate  $T_0 = 2 - 10$  K and  $\tau_z = 0.015\tau$ , which are consistent with existing values in the literature [2, 11].

**Extended impurities in  $\text{La}_{2-x}\text{Sr}_x\text{CuO}_4$**  When the localization length increases, like for Sr acceptors in LSCO [12], the intermediate SF is suppressed. It has been measured by Lavrov *et al.* [5] that a large enhancement of the longitudinal susceptibility occurs for the case of Sr acceptors, and from this data we estimate  $b_{\text{imp}} = 100$ . At  $x = 0.01$ ,  $\gamma = 1.6$  meV and  $\xi_{\text{out}} = 3.2$  meV have been measured by Raman spectroscopy [10]. Using also  $\xi_0 = 0.3$  and  $b_{\text{imp}} = 80$  we obtain that no intermediate SF occurs and the spins rotate smoothly towards the  $c$  axis, see inset of Fig. 2, *always confined to the  $bc$  plane*. Observe that a larger  $b_{\text{imp}}$  for LSCO, which follows from  $\xi_0(\text{Sr}) > \xi_0(\text{O})$  [12], implies also that  $T_0$  is smaller, leading to an overall smaller magnitude of the MR, as indeed observed experimentally [3]. Using  $\tau_z = 0.01\tau$  and  $T_0 = 2 - 10$  K we obtain a MR curve in remarkable agreement with the data of [3].

**The weak-ferromagnetic transition** The sharp negative in-plane MR for a perpendicular applied field, can be

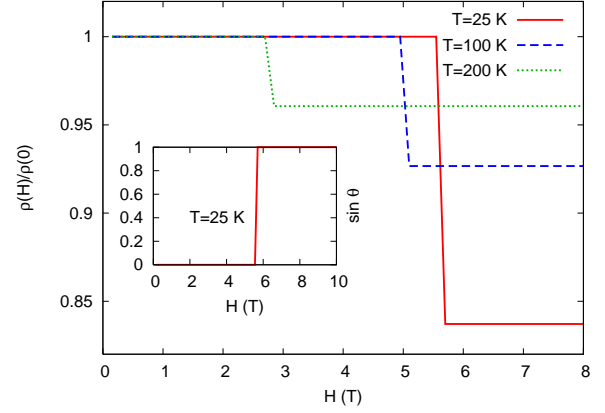


FIG. 3: (Colour online): MR for a perpendicular field. The transition is in this case discontinuous, as due to the jump of the relative orientation between neighboring spins at  $H = H_c$ , see inset. We used the same parameter values as in Fig. 2 for LSCO, and we also included the temperature dependence of the order parameter  $\xi_0$ , [8] which leads to a T-dependent critical field.

explained by the same mechanism, but since now  $H \parallel c$  we have  $b_{\text{imp}} = 0$  and the same physical behaviour is expected for both LCOy and LSCO. For a field along  $c$  the spins in neighboring planes remain along  $b$  but at  $H > H_c = 4 - 0.5(1 + \frac{\gamma}{\xi_0})$  the spins at positions 1 and 3 in Fig. 1 order ferromagnetically with  $\theta_1 = 0$  and  $\theta_3 = \pi$ , using the notation of Eq. (2). All the above discussion applies, but  $\sin(\theta)$  from Eq. (4) jumps discontinuously from 0 to 1 at  $H = H_c$ . Thus, the MR is zero below  $H_c$  and drops discontinuously at  $H_c$  due to the sudden splitting of the A and B bands. Observe that since  $\xi_0$  decreases with temperature, the critical field  $H_c$  decreases as well [8], see Fig. 3. Moreover, by increasing the temperature the relative MR effect is reduced proportionally to the reduction of the  $T_0 = T$  factors in Eq. (8), and the overall MR decreases, as shown in Fig. 3, and in good agreement with experiments [3].

**Conclusions** We have provided a unified description of the magnetotransport in lightly doped  $\text{La}_2\text{CuO}_{4+y}$  and  $\text{La}_{2-x}\text{Sr}_x\text{CuO}_4$ , which shows that the negative MR effect can be understood in terms of a two-channel VRH problem, as due to a change in the hole localization length with magnetic field. Furthermore, we have explained the effect of the different types of acceptors on the MR curves and we have demonstrated that for strongly localized bound states, like in  $\text{La}_2\text{CuO}_{4+y}$ , the intermediate SF transition is in fact present, while it is completely suppressed for more extended states, like in  $\text{La}_{2-x}\text{Sr}_x\text{CuO}_4$ . The remarkable qualitative and quantitative agreement of our results with experimental data from [3, 6, 7] suggest that our approach provides us with a good description of the magnetodynamics in lightly-doped cuprates.

The authors acknowledge invaluable discussions with Yoichi Ando, A. H. Castro Neto, A. Lavrov, and O. Sushkov.

---

Electronic address: barbosa@itp3.uni-stuttgart.de

<sup>y</sup> Electronic address: lara.benfatto@roma1.infn.it

- [1] N. W. Preyer *et al.*, Phys. Rev. B **39**, 11563 (1989); C. Y. Chen *et al.*, Phys. Rev. B **43**, 392 (1991).
- [2] E. Lai and R. J. Gooding, Phys. Rev. B **57**, 1498 (1998).
- [3] Yoichi. Ando, A. N. Lavrov, and Seiki Komiya, Phys. Rev. Lett. **90**, 247003 (2003).
- [4] V. N. Kotov and O. P. Sushkov, Phys. Rev. B **72**, 184519 (2005).
- [5] A. N. Lavrov *et al.*, Phys. Rev. Lett. **87**, 017007 (2001).
- [6] Tineke Thio *et al.*, Phys. Rev. B **41**, 231 (1990).
- [7] S. Ono *et al.*, Phys. Rev. B **70**, 184527 (2004).
- [8] L. Benfatto and M. B. Silva Neto, Phys. Rev. B **74**, 024415 (2006); L. Benfatto, *et al.*, *ibid.* **74**, 024416 (2006).
- [9] M. Reehuis, *et al.*, Phys. Rev. B **73**, 144513 (2006).
- [10] A. Gozar, Phys. Rev. Lett. **93**, 027001 (2004).
- [11] V. N. Kotov, O. P. Sushkov, and A. H. Castro Neto, cond-mat/0610818.
- [12] C. Y. Chen, *et al.*, Phys. Rev. B **51**, 3671 (1995).
- [13] V. Ambegaokar, B. I. Halperin, and J. S. Langer, Phys. Rev. B **4**, 2612 (1971).
- [14] A. Lüscher and O. P. Sushkov, Phys. Rev. B **73**, 085122 (2006).
- [15] M. B. Silva Neto, *et al.*, in preparation.
- [16] R. T. Collins *et al.*, Phys. Rev. B **37**, 5817 (1988).