

Unusual field and temperature dependence of Hall effect in graphene

L.A. Falkovsky^{1,2}

¹*L.D. Landau Institute for Theoretical Physics, Moscow 117334, Russia*

²*Institute of the High Pressure Physics, Troitsk 142190, Russia*

Using a solution of the Boltzmann equation, we calculate Hall conductivity and mobility of the undoped and doped graphene as a function of temperature, magnetic field, and carrier concentration for the range where the energies related to all these parameters are small in comparison with the band parameter $\gamma \simeq 3$ eV but much larger than the collision rate τ^{-1} . Collisions with defects and acoustic phonons are taken into account. The simple asymptotic expressions are given in various limiting cases.

PACS numbers: 81.05.Uw, 78.67.Ch, 78.67.-n

I. INTRODUCTION

The widespread attention is attracted to the recent investigations^{1,2} of a monoatomical layer of graphite with a honeycomb lattice (graphene). Among the various reasons for this interest, there are the following. The single layer of graphite can be wrapped into 0d fullerenes, rolled into 1d nanotubes, and stacked into 3d graphite³. Hence one has a possibility to study the dimensionality effects for the unique substance⁴. Graphene has a very simple band structure in the range of several eV around the Fermi level. As has long been shown in study of graphite^{5,6}, the energy bands of its single layer are cones $\varepsilon_{1,2}(\mathbf{p}) = \pm v p$ at the corners K in the 2d Brillouin zone with $v = 10^8$ cm/s and the Fermi energy $\varepsilon_F = 0$. So the Fermi surface shrink into points. Such a degeneration is conditioned by symmetry because the small group C_{3v} of the K points has two-dimensional representation.

According to the symmetry consideration, this spectrum (of the Dirac type but massless and two-dimensional) turns out to be stable with respect to the Coulomb interaction, what was shown in Ref.⁷ for the case of the 3d dimensionality. Authors of the recent works^{8,9} argue, that graphene alters its behavior under doping from a marginal Fermi liquid to the ordinary 2d Fermi liquid. Graphene exhibits Shubnikov-de Haas oscillations with the temperature dependence explained in terms of the standard Fermi-liquid theory. The weak-localization corrections to the conductivity can have the different sign¹⁰ depending on the interaction range of impurity potentials or be strongly suppressed¹¹ due to the Dirac singularity of the spectrum.

Much theoretical efforts^{12,13,14,15,16,17,18} have been devoted to evaluate in different approaches the minimal conductivity discovered in Refs.^{1,2}. The finite values of conductivity at low temperature means that 2d graphene turns out to be a metal (or a semimetal) in contradiction with the recent theoretical analysis¹⁹.

The challenging task of the carrier interaction with defects in graphene and in the underlying substrate was studied in Refs.^{14,20,21,22}. In order to simplify the transport problem we have considered²³ the quantum conductivity of graphene in the collisionless limit, when

the electric field frequency or the spatial dispersion are much important in comparison with the collision rate, $(\omega, kv) \gg \tau^{-1}$. We found that the conductivity consists of two terms — one of the Drude type and another describing the interband carrier transitions. Since there is no a gap between the conduction and valence bands, these two terms can compete and the interband contribution becomes larger at high frequencies $\omega > T$. In the opposite case, the intraband contribution plays the leading role. Then the quantum considerations give the same result as the semiclassical Boltzmann equation.

The Hall effect was studied in Refs.^{22,24,25} in both quantum and classic regimes for zero temperature, including the gap due to interaction-induced phenomena²⁶ or interactions with chemical adsorbents²⁷.

In present paper, we consider the classic Hall effect in both undoped and doped graphene for finite temperatures taking into account scattering processes by defects as well as by acoustic phonons.

II. CARRIER COLLISIONS WITH DEFECTS AND ACOUSTIC PHONONS IN GRAPHENE

Calculations of graphene transport properties meet a fundamental difficulty because the modern methods (for instance, the diagrammatic approach) are restricted by the requirement that the mean free path $\ell = v\tau$ of carriers must be much larger than the electron wavelength $\lambda = h/p_F$, i.e., $\ell p_F \gg 1$. This condition cannot evidently be satisfied in the case of undoped graphene where $p_F = 0$. One can avoid this difficulty addressing the problem to doped samples or to finite temperatures when $T \gg \tau^{-1}$. In the last case, the temperature appears instead of the Fermi energy and electrons obey the Boltzmann statistics.

At low temperatures, collisions with defect are important. Using the Fermi golden rule, one can find the collision rate for scattering by defects,

$$\tau_{imp}^{-1}(\varepsilon) = \frac{n_{imp}}{2\pi} \int d^2 \mathbf{p}' |u(\mathbf{p} - \mathbf{p}')|^2 (1 - \cos \theta) \delta[\varepsilon - \varepsilon(\mathbf{p}')], \quad (1)$$

where n_{imp} is the defect concentration per the unit surface and $u(\mathbf{p} - \mathbf{p}')$ is the Fourier component of the defect potential. As noticed previously, we are interested in the carrier energy of the order of temperature $\varepsilon \simeq T$, whereas the defect potential varies on interatomic distances. Therefore, the potential in integrand (1) for the intravalley scattering can be considered as a constant $u(\mathbf{p} - \mathbf{p}') = u_0 \simeq \varepsilon_0 a^2$ (u_0 and a are the energy and the distance of the atomic scale), and $\cos \theta$ disappears in integrating over the angle. But for the intervalley processes, carriers view the neighboring valley in small angles and that gives a small factor Ta/v . Then the intervalley scattering can be ignored. Integration (1) gives

$$\tau_{imp}^{-1}(\varepsilon) = n_d |\varepsilon|,$$

where $n_d = n_{imp}(u_0/v)^2$ is the defect concentration per lattice unit. It is important that the collision rate becomes proportional to the energy. Since the electron density of states is also proportional to the energy, one obtains the residual resistance independent of temperature.

The temperature dependence arises due to scattering by phonons. At low temperatures, the electron collisions with acoustic phonons are essential. Extending the result of Ref.²⁸ to the 2d electron system, we obtain

$$\tau_{el-ph}^{-1} = \alpha |\varepsilon| T / T_D, \quad (2)$$

where α is a constant of the order of the unity and T_D is the Dedye temperature (around 2000 K for graphene). For the important values of energy $\varepsilon \simeq T$, Eq. (2) gives $\tau^{-1} \simeq T^2/T_D$ in comparison with $\tau^{-1} \simeq T^3/T_D^2$ for 3d systems. Notice, that all scattering angles are essential now, since the Fermi surface (or the chemical potential) is assumed to be small.

As the processes of electron-defect and electron-phonon scattering are independent, the total scattering rate can be written in the form

$$\tau^{-1} = \tau_{imp}^{-1}(\varepsilon) + \tau_{el-ph}^{-1}(\varepsilon) = |\varepsilon| n_d^*,$$

where the notation

$$n_d^* = n_d + \alpha T / T_D$$

is introduced.

III. HALL RESISTIVITY AND MOBILITY

The solution to the Boltzmann equation in the τ -approximation results in the electrical conductivity

$$\sigma_{\alpha\beta} = -\frac{e^2 v^2}{\pi} \sum_{bands} \int d\varepsilon \frac{df_0}{d\varepsilon} \frac{m\tau}{1 + (\Omega\tau)^2} \begin{pmatrix} 1 & \Omega\tau \\ -\Omega\tau & 1 \end{pmatrix},$$

where the factor 4 is acquired due to summation over spin and two K points per the Brillouin zone. The integration

is performed over ε from 0 to ∞ in the conduction band and from $-\infty$ to 0 in the valency band, the cyclotron mass $m = \varepsilon/v^2$, the cyclotron frequency $\Omega = eH/mc$ and $f_0(\varepsilon - \mu)$ is the Fermi function.

As the result, the Hall conductivity tensor takes the form

$$\sigma_{xx} = \frac{e^2}{4\pi\hbar n_d^*} \int_{-\infty}^{\infty} \frac{\varepsilon^4 d\varepsilon}{\varepsilon^4 + \eta^2} \text{sech}^2 \frac{\varepsilon - \varphi}{2}, \quad (3)$$

$$\sigma_{xy} = \frac{e^2 \eta}{4\pi\hbar n_d^*} \int_{-\infty}^{\infty} \frac{\varepsilon^2 \text{sign}(\varepsilon) d\varepsilon}{\varepsilon^4 + \eta^2} \text{sech}^2 \frac{\varepsilon - \varphi}{2}, \quad (4)$$

where we restore the Planck constant and introduce the dimensionless η magnetic field and the dimensionless chemical potential φ :

$$\eta = |e|\hbar H v^2 / c n_d^* k_B^2 T^2, \quad \varphi = \mu / k_B T.$$

From measurements, longitudinal resistivity ρ and Hall angle θ_H (or Hall mobility μ_H) can be obtained:

$$\rho = \frac{\sigma_{xx}}{\sigma_{xx}^2 + \sigma_{xy}^2}, \quad \tan \theta_H = \frac{\sigma_{xy}}{\sigma_{xx}}, \quad \mu_H = \frac{\sigma_{xy}}{H \sigma_{xx}}.$$

The chemical potential $\mu = 0$ for undoped graphene and in the absence of the gate voltage. For the doped material or in the gate voltage, μ is determined by the fixed carrier concentration n_0 :

$$n_0 = \frac{2}{\pi v^2} \int_0^{\infty} \varepsilon [f_0(\varepsilon - \mu) - f_0(\varepsilon + \mu)] d\varepsilon.$$

As seen from Fig. 1, while the temperature grows, the chemical potential tends to its value $\mu = 0$ in the undoped graphene.

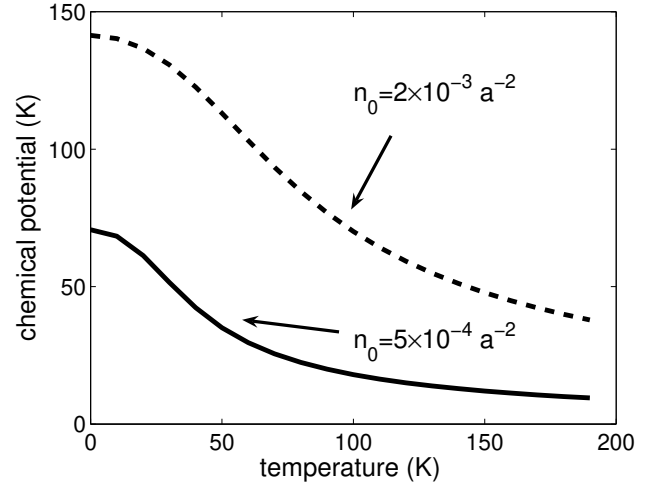


FIG. 1: Chemical potential versus temperature for two doping values n_0 per the lattice unit.

One can see from Eqs. (3) – (4), that as it must the diagonal component of conductivity is an even function of the chemical potential and the off-diagonal one is an odd function.

IV. HALL CONDUCTIVITY IN WEAK AND HIGH MAGNETIC FIELDS

The expansion of the diagonal component of conductivity in terms of magnetic field ($\eta \ll 1$) takes a form

$$\sigma_{xx} = \sigma_0 (1 - 1.1\sqrt{\eta}), \quad (5)$$

where σ_0 is the conductivity in zero field,

$$\sigma_0 = \frac{e^2}{\pi \hbar n_d^*}.$$

The resistivity in the absence of field grows linearly with temperature (see Fig. 2) and is independent of the chemical potential μ , i. e., of doping.

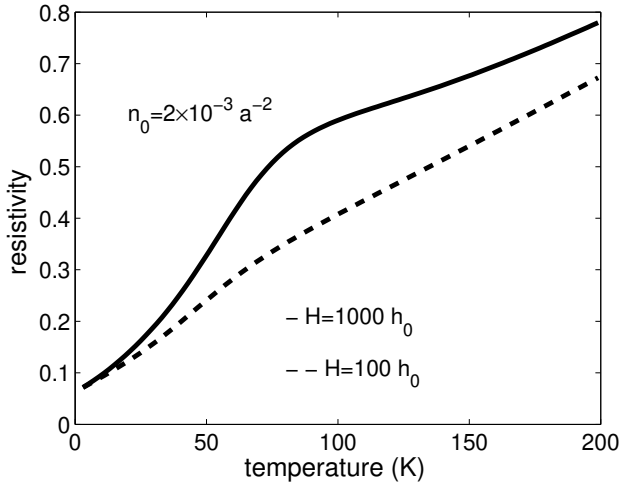


FIG. 2: Resistivity (in units \hbar/e^2) versus temperature for two values of the magnetic field H (in units $h_0 = ck_B^2/e\hbar v^2 = 0.11$ G) and the doping level n_0 indicated in Fig. The electron collisions with uncharged defects (of concentration 0.02 per the lattice unit) and acoustic phonons are taken into account.

Let us underline that the resistivity corresponding to conductivity (5) grows as the square root of the magnetic field (also see Fig. 3) in contrast to the ordinary squared field dependence.

In the opposite limit of high fields ($\eta \gg 1$), the conductivity decreases as the squared field:

$$\sigma_{xx} = \frac{e^2}{4\pi \hbar n_d^* \eta^2} \int_{-\infty}^{\infty} \varepsilon^4 \text{sech}^2 \frac{\varepsilon - \varphi}{2} d\varepsilon. \quad (6)$$

Here the integral as a function of temperature can be evaluated in the limit cases:

$$I = \begin{cases} (28/15)\pi^4 + 1.23\varphi^2, & |\varphi| \ll 1 \\ 0.4|\varphi|^5, & |\varphi| \gg 1 \end{cases},$$

where the second line corresponds to the strongly doped material.

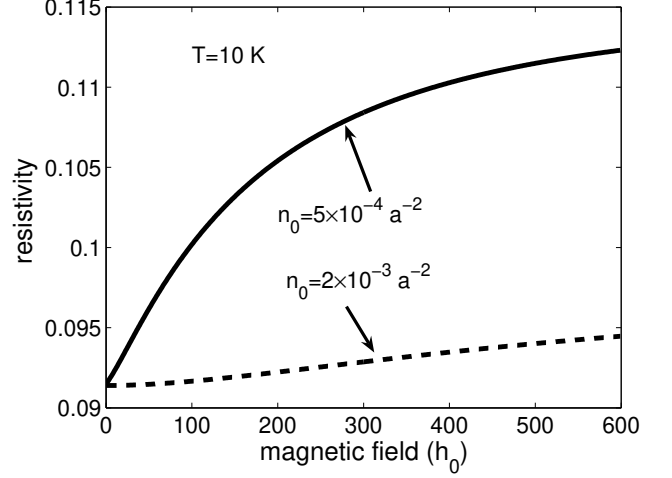


FIG. 3: Resistivity (in units \hbar/e^2) as a function of the magnetic field (in units $h_0 = 0.11$ G) at given temperature and doping n_0 labelled at the curves.

As mentioned above, the Hall field does not vanish only in the doped material. At high doping level and relatively weak magnetic fields, ($|\varphi| \gg \sqrt{\eta}$), one finds from Eq. (4),

$$\sigma_{xy} = \frac{e^2 \sqrt{\eta}}{2^{7/2} \hbar n_d^*} \text{sign}(\varphi). \quad (7)$$

At low doping ($|\varphi| \ll \sqrt{\eta}$), there are two limiting cases:

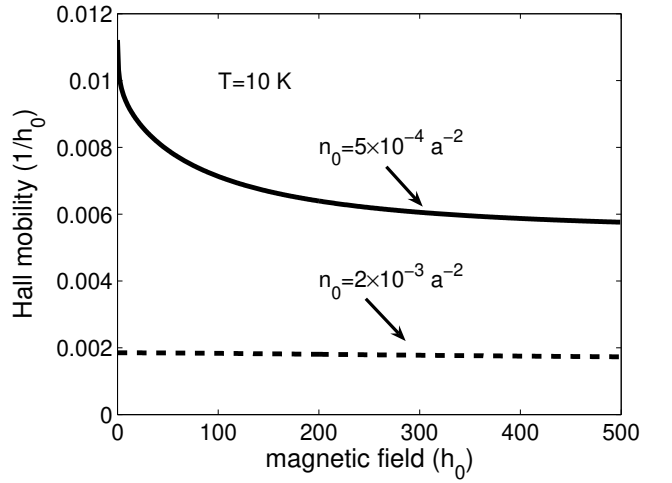


FIG. 4: Hall mobility (in units $1/h_0$) as a function of magnetic field (in units $h_0 = 0.11$ G) for two doping n_0 labelled at the curves.

$$\sigma_{xy} = \frac{e^2 \eta \varphi}{4\pi \hbar n_d^*} \begin{cases} \ln(1/\eta), & \eta \ll 1, \\ 11.1/\eta^2, & \eta \gg 1. \end{cases} \quad (8)$$

As expected, the Hall field σ_{xy} alters the sign if the sign of the chemical potential $\mu = \varphi T$ becomes changed,

while undergoing from holes to electrons. Furthermore, in high fields, σ_{xy} is inversely proportional to the field (see the second line in Eq. (8)), i.e. the Hall constant in high fields is indeed independent of the field. As in high

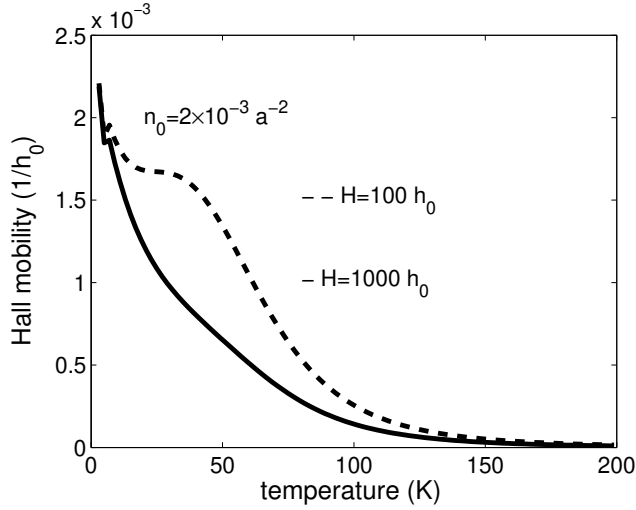


FIG. 5: Hall mobility (in units $1/h_0$) versus temperature for two values of magnetic field H (in units $h_0 = 0.11$ G).

fields $\sigma_{xx} \propto H^{-2}$, Eq. (6), the longitudinal resistivity tends to "saturate" (see Fig. 3). But, in weak fields, the

longitudinal conductivity as well as the Hall field reveals the anomalous field dependence – the square root for conductivity and the divergence (logarithmic, Eq. (8), or as the square root, Eq. (7)) of the Hall mobility (see Fig. 4). The rise of Hall mobility is cut in weak fields at a size of the sample r , which must be larger than the Larmor radius $r_c = v/\Omega$. This condition restricts the field, $\eta > \hbar v/rk_B T n_d^*$. The Hall mobility as a function of temperature is shown in Fig. 5.

V. CONCLUSIONS

Considering electrons and holes in graphene as ordinary Fermi liquids, we found that the longitudinal resistivity varies mainly linearly with temperature. Hall resistivity and mobility vary anomalously in weak magnetic fields. There is the square root contribution from the field in the resistivity. The Hall mobility is inversely proportional to the square root of the field in the case of the large doping and diverges logarithmically with the field for the low doping. This anomalous behavior results from the linear dependence of both electron density of state and collision rate for the Dirac fermions in graphite.

This work was supported by the Russian Foundation for Basic Research.

-
- ¹ K.S. Novoselov et al., *Science*, **306**, 666 (2004), K.S. Novoselov et al., *Nature*, **438**, 197 (2005).
 - ² Y. Zhang, J.P. Small, M.E.S. Amory, P.Kim, *Phys. Rev. Lett.* **94**, 176803 (2005).
 - ³ R. Saito, G. Dresselhaus, and M.S. Dresselhaus, *Physical Properties of Carbon Nanotubes* (Imperial College Press, London, 1998)
 - ⁴ E. Fradkin, *Phys. Rev. B* **33**, 3263 (1986).
 - ⁵ P.R. Wallace, *Phys. Rev.* **71**, 622 (1947).
 - ⁶ J.C. Slonczewski and P.R. Weiss, *Phys. Rev.* **99**, 636(A) (1955).
 - ⁷ A.A. Abrikosov, S.D. Beneslavsky, *Sov. Phys. JETP* **32**, 699 (1971).
 - ⁸ D.V. Khveshchenko, *Phys. Rev. B* **74**, 161402(R) (2006).
 - ⁹ S. Das Sarma, E.H. Hwang, Wang-Kong Tse, *cond-mat/0610581*.
 - ¹⁰ H. Suzuura, T. Ando, *Phys. Rev. Lett.* **89**, 266603 (2002).
 - ¹¹ D.V. Khveshchenko, *Phys. Rev. Lett.* **97**, 036802 (2006).
 - ¹² P.A. Lee, *Phys. Rev. Lett.* **71**, 1887 (1993).
 - ¹³ A.W.W. Ludwig, M.P.A. Fisher, R. Shankar, G. Grinstein, *Phys. Rev. B* **50**, 7526 (1994).
 - ¹⁴ N.M.R. Peres, F. Guinea, A.Y. Castro Neto, *Phys. Rev. B* **73**, 125411 (2006).
 - ¹⁵ J. Tworzydło et al., *Phys. Rev. Lett.* **96**, 246802 (2006).
 - ¹⁶ K. Ziegler, *cond-mat/0604537*.
 - ¹⁷ K. Nomura, A.H. MacDonald, *cond-mat/0606589*.
 - ¹⁸ M.I. Katsnelson, *cond-mat/0606611*.
 - ¹⁹ I.L. Aleiner, K.B. Efetov, *cond-mat/0607200*.
 - ²⁰ V.V. Cheianov, V.I. Falko, *cond-mat/0608228*.
 - ²¹ P.M. Ostrovsky, I.V. Gornyi, A.D. Mirlin, *cond-mat/0609617*.
 - ²² Y. Zheng, T. Ando, *Phys. Rev. B* **65**, 245420 (2002).
 - ²³ L.A. Falkovsky, A.A. Varlamov, *cond-mat/0606800*.
 - ²⁴ N.A. Sinitsyn, A.H. MacDonald, T. Jungwirth, V.K. Dugaev, J. Sinova, *cond-mat/0608682*.
 - ²⁵ Y. Hasegawa, M. Kohmoto, *Phys. Rev. B* **74**, 155415 (2006).
 - ²⁶ V.P. Gusynin, S.G. Sharapov, J.P. Carbotte, *Phys. Rev. Lett.* **96**, 256802 (2006).
 - ²⁷ E.H. Hwang, S. Adam, S. Das Sarma, A.K. Geim, *cond-mat/0610834*.
 - ²⁸ B.M. Askerov *et al*, *Journal of Physics: Condensed Matter* **7**, 843 (1995).