

# “Exact” Algorithm for Random-Bond Ising Models in 2D

Y. L. Loh and E. W. Carlson

Department of Physics, Purdue University, West Lafayette, IN 47907

(Dated: May 17, 2018)

We present an efficient algorithm for calculating the properties of Ising models in two dimensions, directly in the spin basis, without the need for mapping to fermion or dimer models. The algorithm gives numerically exact results for the partition function and correlation functions at a single temperature on any planar network of  $N$  Ising spins in  $O(N^{3/2})$  time or less. The method can handle continuous or discrete bond disorder and is especially efficient in the case of bond or site dilution, where it executes in  $O(L^2 \ln L)$  time near the percolation threshold. We demonstrate its feasibility on the ferromagnetic Ising model and the  $\pm J$  random-bond Ising model (RBIM) and discuss the regime of applicability in cases of full frustration such as the Ising antiferromagnet on a triangular lattice.

Ising models are the prototype system for studying phase transitions, critical phenomena, and disordered systems. We present here an algorithm for computing the partition function and correlation functions in a class of 2D Ising models which is exact to machine precision and which works for any planar network of Ising spins with arbitrary bond strengths but without applied fields in the bulk. Applications include random-bond Ising models (RBIM) (including  $\pm J$  disorder, Gaussian disorder, site dilution, and bond dilution) and geometric frustration as in the case of triangular Ising antiferromagnets.

Our algorithm is an extension of a bond propagation algorithm[1] originally developed for resistor networks. The method works by successively integrating in and then integrating out spin degrees of freedom in a way that only introduces local changes to the network, in order to progressively move degrees of freedom to an open edge of the network, where they are eliminated. It operates directly on the original spin network, *without mapping to fermions or dimers* and requires negligible memory in addition to the  $O(L^2)$  memory required to store the Ising bond strengths that define the problem. The algorithm requires  $O(L^3)$  time to compute the partition function  $Z(T)$  of an  $L \times L$  square lattice at a single temperature  $T$ ; for bond-diluted problems near the percolation threshold it requires only  $O(L^2 \ln L)$  time, which is the fastest method to our knowledge in this case. [16] In comparison, the fermion network method takes  $O(L^4)$  time[2], spin-basis transfer matrix methods[3] take  $O(2^L)$  time, and the Pfaffian method with nested dissection takes  $O(L^3)$  time[4, 5]. While our algorithm has superior speed to that of Ref. [4] only near the percolation threshold, we believe there are advantages to a transparent algorithm which operates directly in the spin representation. In addition, our method is highly parallelizable, and can execute in as little as  $O(L)$  time if a sufficient number of nodes are available.

We begin by describing the original bond propagation algorithm invented by Frank and Lobb [1]. The effective resistance of any 2D resistor network can be calculated swiftly and accurately by this algorithm. There are two

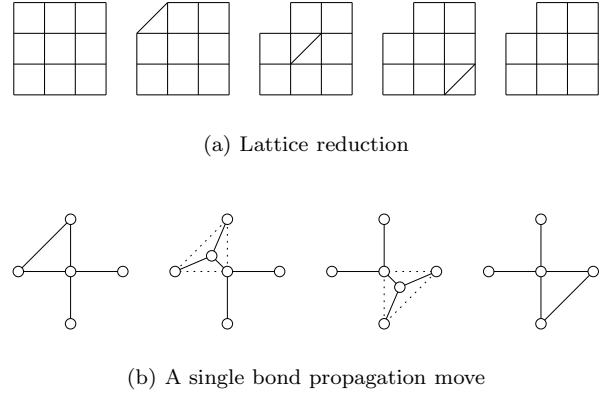


FIG. 1: The bond propagation algorithm.[1] (a) Starting from one corner, the two outer bonds may be combined using a series reduction to make a single diagonal bond. Then, the lattice can be reduced by successively using the bond propagation algorithm to move the diagonal bond out of the lattice. Repeated applications of the algorithm reduce the lattice to a single bond, corresponding to the effective resistance of the entire resistor network, or in the Ising case, corresponding to a reduced 2-spin system with effective coupling  $J_{\text{eff}}$  whose partition function is equal to that of the original lattice. (b) A single bond propagation step, in which a  $\Delta$ -Y and then a Y- $\Delta$  transformation are used to propagate one diagonal bond through a 4-fold coordinated node in the lattice.

basic transformations required: a series reduction and the so-called Y- $\Delta$  transformation (along with its corresponding inverse). Using these ingredients, a 2D resistor network can be efficiently reduced to a single net resistance in the following way: Starting from the upper left corner in Fig. 1(a), use a series reduction to convert the corner into a diagonal bond. Using the Y- $\Delta$  and  $\Delta$ -Y transformations, this diagonal bond can be successively propagated diagonally down and to the right until it annihilates at an edge with open boundary conditions. The way that one “bond propagation” move is completed is illustrated in Fig. 1(b). First, the upper left  $\Delta$  in Fig. 1(b) is converted into a Y. This introduces one new node into

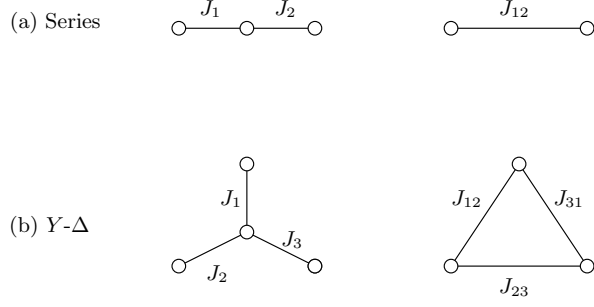


FIG. 2: Building blocks for the bond propagation algorithm. (a) *Series*. In a series reduction, the middle spin is integrated out. (b) *Y-Δ*. In a Y-Δ transformation, the middle spin is integrated out. In the reverse (Δ-Y) transformation, a spin is integrated back in. See the text for formulae relating the coupling constants in these transformations.

the system. The new node is now effectively shifted, in order to replace the node directly to its lower right, a “move” which does not change the topology of the network. Finally, the lower right Y is converted into a Δ. In this way, a diagonal bond in any lattice with coordination number  $z \leq 4$  can be “propagated” diagonally. Repeated bond propagation moves reduce the network to a single string of resistors in series, which is easily reducible to one effective resistor.

The bond propagation algorithm can be applied to systems which possess series, Y-Δ, and Δ-Y transformations, including 2D Ising models, as suggested in Ref. 1. We merely sketch a derivation of these known transformations for the Ising model,[6, 7] with final forms optimized for computation. Consider the general Ising action

$$S(\{\sigma_i\}, \{J_{ij}\}) = -\beta H = \sum_{\langle ij \rangle} J_{ij} \sigma_i \sigma_j \quad (1)$$

where the inverse temperature  $\beta = 1/k_B T$ ,  $H$  is the Hamiltonian, and the variables  $\sigma = \pm 1$ . The nearest-neighbour *dimensionless couplings*  $J_{ij} = \beta \tilde{J}_{ij}$  are arbitrary real numbers. This has rich physics: it includes the Edwards-Anderson spin glass model and the  $\pm J$  random-bond Ising model (examples of disorder frustration), bond- and site-diluted Ising models (percolation physics), and the triangular Ising antiferromagnet (geometric frustration).

We define the building blocks as transformations of the  $J$ 's that preserve the value of the partition function,  $Z = \sum_{\{\sigma_i = \pm 1\}} e^{-\beta H}$ . A “series” reduction corresponds to integrating out a spin with two neighbors, generating an effective coupling  $j_{ij} = z_1^{1/2} z_0^{-1/2}$  between sites  $i$  and  $j$  as well as a constant ‘free energy’ shift in the action  $\delta f = z_1^{1/2} z_0^{1/2}$ , where  $z_0 = \frac{1}{j_1 j_2} + j_1 j_2$  and  $z_1 = \frac{j_2}{j_1} + \frac{j_1}{j_2}$ .

(See Fig. 2(a).) We have found it convenient to use the variables  $j_i = e^{-J_i}$ ,  $j_{ij} = e^{-J_{ij}}$ , and  $\delta f = e^{\delta F}$ , because in this representation the transformations involve algebraic functions only (powers and roots) rather than transcendental functions and are thus more suitable for analysis and computation.

The Y-Δ transformation corresponds to integrating out the middle spin,  $\sigma$ , in Fig. 2(b). Because of spin-flip symmetry, the only allowed terms in the effective action are *bilinear* in  $\{\sigma\}$ , along with a constant free energy shift:

$$\begin{aligned} Z_Y[\sigma_1, \sigma_2, \sigma_3] &= \sum_{\sigma} e^{J_1 \sigma \sigma_1 + J_2 \sigma \sigma_2 + J_3 \sigma \sigma_3} \\ &= Z_{\Delta}[\sigma_1, \sigma_2, \sigma_3] = e^{\delta F + J_{23} \sigma_2 \sigma_3 + J_{31} \sigma_3 \sigma_1 + J_{12} \sigma_1 \sigma_2}. \end{aligned} \quad (2)$$

The couplings of the resulting “Δ” and the free energy shift are

$$\begin{aligned} j_{23} &= z_2^{1/4} z_3^{1/4} z_0^{-1/4} z_1^{-1/4}, \\ \delta f &= z_2^{1/4} z_3^{1/4} z_0^{1/4} z_1^{1/4}, \end{aligned} \quad (3)$$

where  $z_0 = \frac{1}{j_1 j_2 j_3} + j_1 j_2 j_3$ ,  $z_1 = \frac{j_1}{j_2 j_3} + \frac{j_2 j_3}{j_1}$ , and the expressions for  $j_{31}$ ,  $j_{12}$ ,  $a_2$ ,  $a_3$  are related to those above by cyclic permutations of the indices 1, 2, 3.

The inverse of the Y-Δ transformation is the Δ-Y transformation, which corresponds to integrating back in the middle spin, “ $\sigma$ ”, of Fig. 2(b).[6, 7] The couplings of the resulting “Y” and the free energy shift are given by

$$\begin{aligned} j_1 &= \sqrt{\frac{1-t_1}{1+t_1}}, \\ \delta f &= \frac{z_0}{j_1 j_2 j_3 + \frac{1}{j_1 j_2 j_3}}, \end{aligned} \quad (4)$$

where  $t_1 = c_2^{1/2} c_3^{1/2} c_0^{-1/2} c_1^{-1/2}$ , with  $c_0 = z_0 + z_1 + z_2 + z_3$  and  $c_1 = z_0 + z_1 - z_2 - z_3$ , and the  $z_i$  are defined by  $z_0 = \frac{1}{j_{23} j_{31} j_{12}}$  and  $z_1 = \frac{j_{31} j_{12}}{j_{23}}$ , and cyclic permutations. These equations may be written in various forms that are much more efficient or robust in particular parameter regimes. For example, in Fig. 3 and in the  $p = 0$  case of Fig. 4, we have used a formulation which is optimized for the uniform ferromagnetic case. As emphasized in Ref. 1, infinite couplings (“shorts”) may appear during bond propagation, and need to be treated with care.

Now that we have the basic building blocks in place, the Frank-Lobb bond propagation algorithm may be extended to 2D Ising models described by Eqn. 1, as suggested in Ref. 1. In its original form, the bond propagation algorithm computes the effective resistance between two corners of a square network with open boundary conditions. When applied to Ising models on a square lattice, it yields the “renormalized” effective coupling  $J_{\text{eff}}$  between opposite corner spins. We can then trivially sum over the four configurations of these last two remaining

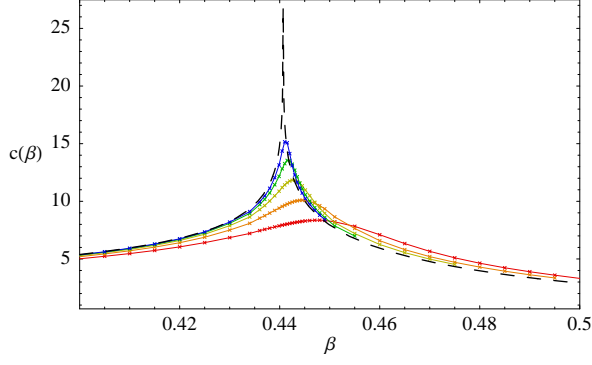
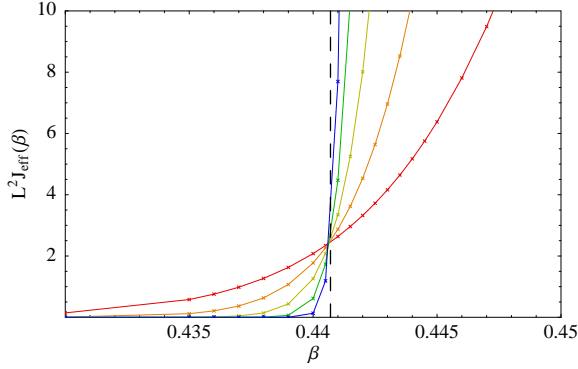
(a) Specific heat  $c(\beta)$ (b) Scaled effective coupling  $L^2 J_{\text{eff}}(\beta)$ 

FIG. 3: Results of bond propagation for the uniform ferromagnetic Ising model, for square lattices of side  $L = 64, 128, 256, 512, 1024$  with open boundary conditions. (a) Specific heat  $c(\beta)$  vs. inverse temperature  $\beta$ . The black curve is the Onsager solution. (b) Effective corner-to-corner coupling scaled by system size,  $L^2 J_{\text{eff}}(\beta)$ . The crossing point indicates the transition temperature.

spins to obtain the partition function of the original network,  $Z(T)$ .

As a proof of principle, we apply the algorithm to the uniform ferromagnetic Ising model with  $J_{ij} = +1$ , and compare to the Onsager result for the infinite system[8]. Fig. 3 shows the specific heat,  $c(\beta) \equiv \frac{1}{L^2 \beta^2} \frac{d^2 \ln Z}{d\beta^2}$ , estimated by second-order finite differencing[9] for various system sizes. A more natural diagnostic tool in this algorithm is the effective, “renormalized” dimensionless coupling  $J_{\text{eff}}$  between spins on opposite corners of the original square lattice, which indicates whether long-range order is present. The transition temperature may be accurately determined from the crossing point of  $L^2 J_{\text{eff}}$  plotted for various lattice sizes, as shown in Fig. 3(b).

To illustrate that the method works for frustrated systems as well, we apply it to the  $\pm J$  RBIM on a square lattice, where each ferromagnetic bond in the Ising model

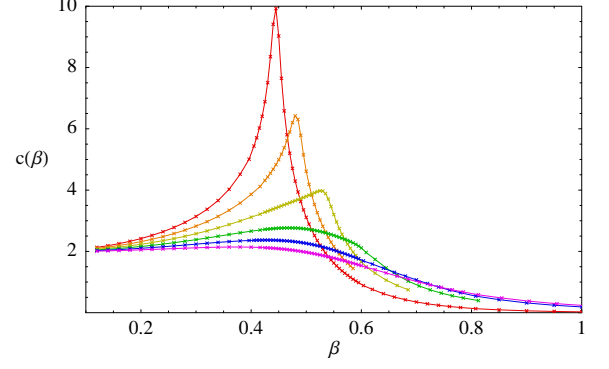
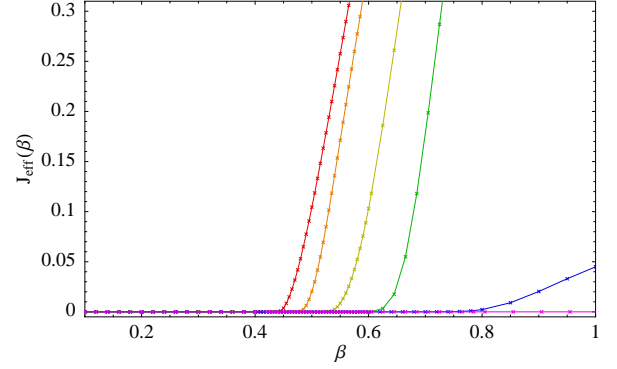
(a) Specific heat  $c(\beta)$ (b) Effective coupling  $J_{\text{eff}}(\beta)$ 

FIG. 4: Results for the  $\pm J$  RBIM on a  $128 \times 128$  square lattice plotted as a function of the inverse temperature,  $\beta = 1/T$ , for typical disorder configurations. The concentrations of antiferromagnetic bonds are  $p = 0, 0.025, 0.05, 0.075, 0.1$ , and  $0.125$ . (a) The peak in the specific heat broadens and shifts to lower temperature as  $p$  is increased. (b) The effective corner-to-corner coupling  $J_{\text{eff}}$  becomes nonzero in the ordered phase.

is replaced by an antiferromagnetic bond with probability  $p$ . For this model it is known [2, 10] that the Curie temperature  $T_c(p)$  decreases from  $T_c = 2.2692$  at  $p = 0$  to  $T_c = 0.9533$  at  $p_c = 0.1093$ . Fig. 4 shows the results of bond propagation on typical disorder configurations for  $128 \times 128$  lattices. As the concentration of antiferromagnetic bonds  $p$  is increased from 0 to 0.125, the peak in the specific heat  $c(\beta)$  shrinks, changes shape and vanishes, indicating the destruction of the phase transition. The upturn in the effective coupling  $J_{\text{eff}}(\beta)$  (i.e., where  $J_{\text{eff}}$  begins to deviate from zero) is a useful indicator of  $\beta_c = 1/T_c$ ; the values thus obtained are in agreement with the phase diagram in Ref. 2.

The presence of antiferromagnetic couplings introduces frustration. According to Eq. 4, if the  $\Delta$  couplings satisfy the inequality  $(j_{31}^2 - j_{12}^2) / (j_{31}^2 + j_{12}^2) < j_{23}^2$ , the  $Y$

coupling  $j_1$  is a *complex number*, due to the frustration of the original  $\Delta$ . However, the partition function and effective coupling  $J_{\text{eff}}$  thus calculated remain real, apart from small imaginary parts (of the order of  $10^{-13}$ ) due to roundoff error.

The method can also address gaussian disorder and the case of full geometric frustration (where every plaquette has an odd number of antiferromagnetic couplings), although errors accumulate faster in the frustrated case, and calculations are therefore reliable only for smaller system sizes or larger temperatures. For example, the method is reliable for the fully geometrically frustrated case of a triangular antiferromagnet for temperatures above  $0.25\tilde{J}$ ,  $0.4\tilde{J}$ ,  $0.7\tilde{J}$ , and  $\tilde{J}$  for  $L = 4, 8, 16$ , and  $32$ , respectively.

Having shown that the algorithm works for unfrustrated systems as well as disordered/frustrated systems, we now discuss its range of applicability. The bond propagation approach is applicable to all linear systems [17]; this work shows that it is also applicable to Ising models on planar graphs with no applied fields (in fact, bond propagation still works if fields are only present at the boundaries [11]). This includes models used for spin glasses, such as the  $\pm J$  RBIM and the Edwards-Anderson model which chooses the couplings  $J_{ij}$  from a gaussian distribution, and fully and partially frustrated Ising models. It does not include models which explicitly break  $\mathbb{Z}_2$  symmetry in the bulk, such as the Ising model in an applied field or the random field Ising model. In this case, 3-spin couplings are allowed by symmetry upon equating the  $Y$  and  $\Delta$  partition functions, and the resulting system of nonlinear equations for the coupling constants is overdetermined.

The method can be applied to any lattice which is a planar graph [18], including square, triangular, honeycomb and kagome lattices, and even Bethe lattices and quasicrystals such as Penrose tilings. Such lattices can be reduced to or embedded in a square lattice by propagating out “effectively diagonal bonds”, by inserting zero bonds or infinite bonds, and/or by duality or  $Y$ - $\Delta$  transformations (see Fig. 5 for examples). The bond propagation algorithm requires open boundary conditions in at least one direction in order to have a “free edge” at which propagating bonds can annihilate. Therefore the algorithm can work with open boundary conditions in both directions, or cylindrical boundary conditions (open in one direction but periodic in the other), but not a torus. Cylinders with skew-periodic or helical boundary conditions may be used as well. The bond propagation algorithm can also be straightforwardly adapted to infinite strips, as in Refs. 2-3, and used to compute correlation lengths and free energy densities in that geometry.

Our algorithm is also interesting in a mathematical sense because it is not a generalization of one of the exact solutions of the uniform Ising model (such as the Onsager, Kaufman, or Kac-Ward solutions), nor does it re-

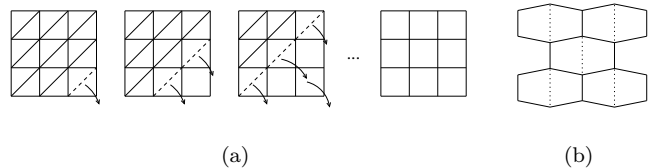


FIG. 5: (a) Reduction of a triangular lattice to a square lattice; (b) embedding of a honeycomb lattice in a square lattice using zero bonds (dotted lines).

quire fermion or dimer mappings. We believe that the existence of a  $Y$ - $\Delta$  equivalence for Ising systems, along with the fact that planar graphs are  $Y$ - $\Delta$ / $\Delta$ - $Y$ -reducible, is a simple indicator of the “hidden integrability” of 2D zero-field Ising models which is responsible for the existence of seemingly unrelated exact solutions. It is interesting to note that graph-theoretical methods have been used in a parallel body of work on zero-temperature RBIMs (e.g., Refs. 12, 13), and are restricted to 2D zero-field systems.

In conclusion, we have developed an algorithm for solving 2D Ising models with arbitrary bond strengths on planar graphs. The algorithm is a direct extension of the Frank-Lobb bond propagation algorithm for resistor networks[1]. It is able to reduce an Ising lattice completely using a sequence of local transformations, thus allowing efficient, numerically exact computation of the partition function and correlation functions, without relying on fermion or dimer mappings. The method requires negligible memory beyond the  $O(L^2)$  required to store the bond strengths, and takes  $O(L^3)$  time in general, and only  $O(L^2 \ln L)$  for diluted models near percolation, for which it is the fastest method to our knowledge. Parallelization is straightforward and can reduce the required computational time to as little as  $O(L)$ .

It is a pleasure to thank R. Fisch, E. H. Goins, C. J. Lobb, F. Merz, and S. A. Kivelson for helpful discussions. This work was supported by Purdue University (YLL) and by the Purdue Research Foundation (EWC). EWC is a Cottrell Scholar of Research Corporation.

- 
- [1] D. J. Frank and C. J. Lobb, *Phys. Rev. B*, **37**, 302 (1988).
  - [2] F. Merz and J. T. Chalker, *Phys. Rev. B*, **65**, 054425 (2002).
  - [3] I. Morgenstern and K. Binder, *Phys. Rev. Lett.*, **43**, 1615 (1979).
  - [4] A. Galluccio, M. Loebl, and J. Vondrak, *Phys. Rev. Lett.*, **84**, 5924 (2000).
  - [5] There are also methods[4, 14, 15] that require  $O(L^5)$  time or more to compute the exact integer values of the  $O(L^2)$  series coefficients of  $Z(T)$ , and are restricted to RBIMs with integer couplings.
  - [6] R. M. F. Houtappel, *Physica*, **16**, 391 (1950).

- [7] I. Syozi, in *Phase Transitions and Critical Phenomena*, Domb and Green (eds), vol. 1 (1972).
- [8] L. Onsager, *Phys. Rev.*, **65**, 117 (1944).
- [9] Eqns. 3 and 4 preserve the partition function  $Z$  but not its derivatives  $\frac{d^n Z}{d\beta^n}$ , hence the need for finite differencing. It is also possible to derive  $Y$ - $\Delta$  transformations which preserve derivatives of  $Z$ . [11].
- [10] J. H. C. Wang and J. Preskill, *Ann. Phys. (N.Y.)*, **303**, 31 (2003).
- [11] Y. L. Loh, E. W. Carlson, and M. Y. J. Tan, forthcoming.
- [12] R. M. L. Bieche, J. P. Uhry and R. Rammal, *J. Phys. A*, **13**, 2553 (1980).
- [13] S. Boettcher and A. K. Hartmann, *Phys. Rev. B*, **72**, 014429 (2005).
- [14] L. Saul and M. Kardar, *Phys. Rev. E*, **48**, R3221 (1993).
- [15] L. Saul and M. Kardar, *Nuc. Phys. B*, **432**, 641 (1994).
- [16] Ref. 1 showed that the bond-propagation algorithm requires only  $O(L^2 \ln L)$  time for a dilute resistor network near percolation. Since the number of bond propagations depends only on the "network topology", we conclude that the computational time will scale the same way in the Ising case.
- [17] This category includes non-interacting tight-binding problems, semiclassical Heisenberg spins in the harmonic approximation, and resistor networks (for which bond propagation was originally formulated); bond propagation can be understood as a linear algebra method for reducing certain pentadiagonal matrices. In fact, bond propagation is a simpler alternative to nested dissection in certain situations; *it may be possible to adapt bond propagation to Pfaffian elimination*, giving yet another route to the Ising partition function.
- [18] That is, the lattice can be drawn in 2 dimensions without any bonds crossing.