

# W ang-Landau Recursion for Cluster Algorithms

Bernd A. Berg<sup>a,b</sup> and W olfhard Janke<sup>c</sup>

<sup>a)</sup> Department of Physics, Florida State University, Tallahassee, FL 32306, USA

<sup>b)</sup> School of Computational Science, Florida State University, Tallahassee, FL 32306, USA

<sup>c)</sup> Institut für Theoretische Physik and Centre for Theoretical Sciences (NTZ),  
Universität Leipzig, Augustusplatz 10/11, 04109 Leipzig, Germany  
(Dated: April 4, 2019)

For a second-order phase transition the critical energy range of interest is larger than the energy range covered by a canonical Monte Carlo simulation at the critical temperature. Such an extended energy range can be covered by performing a Wang-Landau recursion for the spectral density followed by a multicanonical simulation with fixed weights. But in the conventional approach one loses the advantage due to cluster algorithms. Here we introduce a cluster version of the Wang-Landau recursion. Together with a subsequent multibondic simulation we find that it improves for 2D and 3D Ising models the efficiency of the conventional Wang-Landau/multicanonical approach by powers in the lattice size. In our simulations real gains in CPU time reach two orders of magnitude.

PACS numbers: PACS: 02.50.Ng, 02.50.Gq, 05.20.-y, 64.60.Cn, 05.50.+q, 11.15.Ha

Equilibrium properties of statistical physics systems are often estimated by Markov chain Monte Carlo (MCMC) simulations [1]. In most cases one is interested in calculating expectation values for a range of temperatures with respect to the Gibbs canonical ensemble. It has turned out that instead of performing simulations of the canonical ensemble at distinct temperatures it is often advantageous to combine them into one simulation of a "generalized" ensemble [2, 3, 4, 5]; for reviews see Refs. [6, 7, 8].

While the power of generalized ensembles is well documented for first-order phase transitions and complex systems such as spin glasses and peptides (small proteins), this is not the case for second-order phase transitions, although convenience of such applications is claimed in a recent paper by Landau and collaborators [9]. However they lose the crucial advantage which cluster algorithms [10, 11] provide for MCMC simulations of second-order phase transitions. Here we present a generalization to cluster algorithms. To keep the paper accessible for non-experts, we restrict our investigations to 2D and 3D Ising models, while the points made are more generally valid.

In MCMC simulations of second-order phase transitions one wants to cover the scaling region in which many physical observables diverge with increasing lattice size. So we ask the question: How large is the energy range of this region on a finite lattice and is it eventually already covered by a single canonical simulation at the (infinite volume) critical temperature  $T_c = 1/\beta_c$ ?

For simplicity our lattices are of shape  $L^D$  and periodic boundary conditions are assumed. We denote the probability density of the energy from a canonical MCMC simulation by  $P(E)$ . Finite-size scaling (FSS) arguments (for a review, see Ref. [12]) imply  $C \sim L^{-\alpha}$  for the specific heat at  $c$ , where  $\alpha$  and  $\beta$  are, respectively, the critical exponents of the specific heat  $C$  and the correlation length  $\xi$ . A second-order phase transition requires  $\alpha > 0$ . Let us first assume  $\alpha > 0$  (for the 3D Ising model [12]  $\alpha = 0.110$  (1) and  $\beta = 0.6301$  (4) with error bars in paren-

theses). The fluctuation-dissipation theorem gives

$$\frac{D(E)}{(E - \bar{E})^2} \sim L^{D+\alpha} \quad \text{where } \bar{E} = \langle E \rangle; \quad (1)$$

implying for the range covered by the simulation at  $c$

$$4E = [E_{0.75} - E_{0.25}] L^{D+2+\alpha}; \quad (2)$$

where  $E_q$ ,  $q = 0.25$  and  $q = 0.75$ , are fractiles (see, e.g., Ref. [7] for the definition) of the energy distribution. In the neighbourhood of the critical point (A constant)

$$\bar{E}(L) = \bar{E}(c) = \bar{E} + A(L - c)^{-1} \quad (3)$$

Using the hyperscaling relation [12]  $\alpha = 2 - D$ , Eq. (2) translates then into a reweighting range

$$4 \sim L^{1+\alpha} \quad (4)$$

The desired reweighting range is determined by the need to cover the maxima of all divergent observables measured. Let the maximum value of such an observable  $\mathcal{S}_L(\cdot)$  be  $\mathcal{S}_L^{\max} = \mathcal{S}_L(\cdot^{\max})$  and denote the critical exponent of  $\mathcal{S}$  by  $\beta$ . Then FSS theory implies

$$\mathcal{S}_L^{\max} \sim L^{-\beta} \quad (5)$$

Reweighting has to cover a reasonable range about the maximum, say from  $\frac{r}{L}$  to  $\frac{r^+}{L} > \frac{r}{L}$  defined as solutions of

$$\mathcal{S}_L(\cdot) = r \mathcal{S}_L^{\max}; \quad 0 < r < 1; \quad (6)$$

which becomes large for  $r \rightarrow 0$ . For our 3D Ising model illustration we shall use the modest value  $r = 2^{-3}$ . We define  $\frac{r}{L} \leq \frac{r^+}{L}$ ;  $\frac{r^+}{L}$  to be the  $\frac{r}{L}$  value which is further away from  $c$  than the other and assume

$$4 \sim \frac{r}{L} = j \frac{r}{L} - c = a^r L^{-\alpha}; \quad (7)$$

where  $a^r$  and  $j > 0$  are constants (independent of  $r$ ). For sufficiently large  $L$  we suppose that

$$\mathcal{S}_L(\frac{r}{L}) = S^{\text{reg}} + A(4 - \frac{r}{L}) \quad (8)$$

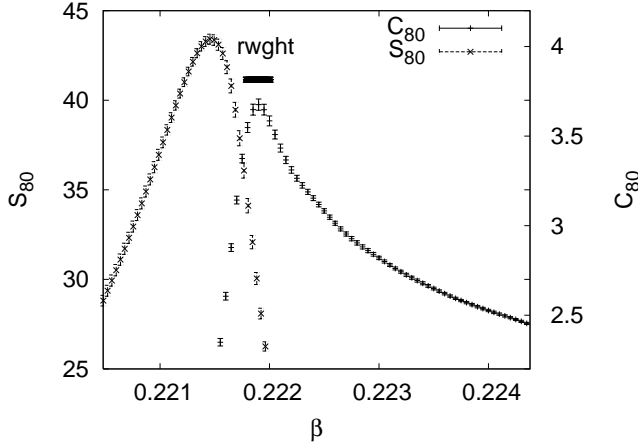


FIG. 1: Canonical (indicated by "rwght") versus desired (entire axis) reweighting range on an  $80^3$  lattice.

holds, where  $S^{\text{reg}}$  is a regular background term. Combining Eqs. (5), (7), and (8) we conclude

$$= 1 = ; \quad (9)$$

ie., the desired range (7) scales in the same way as the canonical range (4). However, the proportionality factor  $a^r$  can be much larger than the one encountered for the canonical range. For  $r = 2/3$  this point is made in Fig. 1. From simulations of the Ising model on an  $80^3$  lattice we plot the specific heat  $C(\beta)$  and for  $S(\beta)$  the first structure factor (see, e.g., Ref. [13]), whose maximum scales  $L^{-1/3}$ . The desired reweighting range is more than 17 times larger than the canonical reweighting range from a simulation at  $L^{\text{max}}$  of the specific heat (in realistic applications one does not know a priori and  $L^{\text{max}}$  of a suitable observable is a good substitute).

Using the same line of arguments for a logarithmic singularity

$$S(\beta) = S^{\text{reg}} - A \ln |j - j_c| \quad (10)$$

one finds that the exponent in Eq. (7) is no longer independent of  $r$ , but

$$= r = ; \quad (11)$$

While the canonical reweighting range scales still  $L^{-1/3}$ , the desired reweighting range becomes  $L^{-r/3}$ , so that the ratio desired/canonical diverges  $L^{(1-r)/3}$ . With  $S = C$  the 2D Ising model provides an example.

In conclusion many more than one canonical simulations are typically needed to cover a relevant part of the scaling region of a second-order phase transition. In principle this can be done by patching canonical simulations from several temperatures together, relying on a multi-histogram approach [14]. Besides that dealing with many simulations is tedious, the weakness of these approaches is that the patching has to be done in regions where the statistics is reduced due to the decline of the number of

histogram entries. More stable estimates are obtained by constructing a generalized ensemble, which allows the random walker to cover the entire region of interest. This requires two steps:

1. Obtain a working estimate of the weight factors.
2. Perform a MCMC simulation with fixed weights.

To be definite we confine our discussion to the multicanonical (MUCA) simulations [3]. Their extension to the use of cluster algorithms is known for quite some time as multibondic (MUBO) simulations [15]. This defines step 2, but leaves still many options open to deal with step 1. "Working estimate" means that the approximation of the weights of the generalized ensemble is good enough so that the energy range in question is covered in step 2. Historically step 1 has been one of the stumbling blocks of umbrella sampling: "The difficulty of finding such weighting factors has prevented wide applications of the umbrella sampling method to many physical systems" [16]. Most convenient is to have an efficient general purpose recursion for step 1 at hand. While designs were reported in a number of papers [17] (see also Ref. [7]), the winning approach appears to be the one of Wang and Landau (WL) [5] (although somewhat surprisingly we found only one comparative study [18]).

The WL recursion differs fundamentally from the earlier approaches by iterating the weight at energy  $E$  multiplicatively with a factor  $f_{WL} > 1$  rather than additively. At a first glance the WL approach is counterintuitive, because the correct iteration of the weight factor close to the desired fixed point is obviously proportional to one over the number of histogram entries  $H(E)$  and not to  $1/f_{WL}^H(E)$ . However, what matters is a rapid approach to a working estimate. The advantage of the WL over the other recursions is that it moves right away rapidly through the targetted energy range. When it is sufficiently covered, the iteration factor is refined by  $f_{WL} \leftarrow f_{WL}/f_{WL}$ , so that it approaches 1 rapidly. Once the system cycles with frozen weights through the desired energy range the goal of a working estimate has been reached and the WL recursion is no longer needed [19]. We now generalize this approach to cluster algorithms.

We use the energy function of the  $q$ -state Potts models defined by

$$E = - \sum_{\langle ij \rangle} q_i q_j ; \quad (12)$$

where the sum is over the nearest-neighbour sites of a  $D$ -dimensional cubic lattice of  $N = L^D$  Potts spins, which take the values  $q_i = 1; \dots; q$ . The factor of two has been introduced so that  $q = 2$  matches with the energy and conventions of the Ising model literature.

In the Fortuin-Kasteleyn (FK) cluster language [20] the Potts model partition is written as

$$Z_{FK} = \sum_{\{q_i, g\}} \sum_{\{f_{ij}, g\}} (f_{ij} q_i g; f_{ij} g) \quad \text{with}$$

$$Z(f_{ij}g; f_{ij}g) = \sum_{\{b_{ij}\}} a_{q_i q_j} b_{ij}^1 + b_{ij}^0 \quad (13)$$

where  $a = e^2 - 1$ . For a fixed configuration  $f_{ij}$  of Potts states a valid updating procedure [10] for the FK model is to generate bonds on  $q_i q_j = 1$  links: Bonds  $b_{ij} = 1$  with probability  $p$  and bonds  $b_{ij} = 0$  with probability  $q$  so that  $p+q = 1$  holds. This gives  $p = 1 - e^{-2}$  for  $b_{ij} = 1$  and  $q = e^{-2}$  for  $b_{ij} = 0$ . On  $q_i q_j = 0$  links we have  $b_{ij} = 0$  with probability one. We call bonds with  $b_{ij} = 1$  active or set. A cluster of spins is defined as a set of spins connected by active bonds and an update is to flip entire clusters of spins,  $f_{ij} \rightarrow f_{ij}^0$ .

Let us denote the number of active bonds by  $B$ . The MUBO partition function [15] is then defined by

$$Z_{\text{MUBO}} = \sum_{\{f_{ij}g, f_{ij}g\}} \sum_{\{B\}} Z(f_{ij}g; f_{ij}g) W(B) \quad (14)$$

where a bond weight factor  $W(B)$  has been introduced. A valid updating procedure for this partition function is formulated in the following.

A. For  $q_i \neq q_j$  a bond is never set. This applies to the initial as well as to the updated bond on this link, so that  $B$  does not change. B. For  $q_i = q_j$  there are two possibilities:

1. The initial bond is not set,  $b_{ij} = 0$ . Then  $B^0 = B$  for  $b_{ij}^0 = 0$  and  $B^0 = B + 1$  for  $b_{ij}^0 = 1$ . The updating probabilities are

$$P_1(0 \rightarrow 0) = \frac{qW(B)}{qW(B) + pW(B+1)} \quad (15)$$

$$\text{and } P_1(0 \rightarrow 1) = 1 - P_1(0 \rightarrow 0).$$

2. The initial bond is set,  $b_{ij} = 1$ . Then  $B^0 = B - 1$  for  $b_{ij}^0 = 0$  and  $B^0 = B$  for  $b_{ij}^0 = 1$ . The updating probabilities are

$$P_2(1 \rightarrow 0) = \frac{qW(B-1)}{qW(B-1) + pW(B)} \quad (16)$$

$$\text{and } P_2(1 \rightarrow 1) = 1 - P_2(1 \rightarrow 0).$$

After the configuration is partitioned into clusters [1], we perform the spin update by assigning with uniform probability a spin in the range  $1:::q$  to each cluster.

In its generalization to cluster algorithms the WL recursion updates then  $\ln W(B)$  according to

$$\ln W(B) \rightarrow \ln W(B) + a_{WL}; a_{WL} = \ln(f_{WL}); \quad (17)$$

whenever a configuration with  $B$  bonds is visited. All recursions are started with  $a_{WL} = 1$  and we iterate  $a_{WL} \rightarrow a_{WL} + 2$  according to the following criteria:

1. The Markov chain just cycled from  $\bar{B}_L^r$  to  $\bar{B}_L^{r+}$  and back. Here  $\bar{B}_L^r$  and  $\bar{B}_L^{r+}$  are bond estimates corresponding to  $\bar{L}^r$  and  $\bar{L}^{r+}$ , respectively, determined by short canonical simulations with appropriate start configurations.

TABLE I: 3D Ising model simulations on  $L^3$  lattices.

L	$\bar{L}^r$	$\bar{L}^{r+}$	$a_{WL}^{min}$	recursion	production
20	0.210 649	0.233 690	$2^{18}$	19 962	32 32 768
30	0.216 443	0.229 336	$2^{18}$	27 344	32 32 768
44	0.218 545	0.227 013	$2^{19}$	33 266	32 65 536
56	0.219 755	0.225 914	$2^{19}$	56 323	32 65 536
66	0.220 063	0.224 709	$2^{21}$	62 884	32 131 072
80	0.220 482	0.224 377	$2^{21}$	108 618	36 131 072

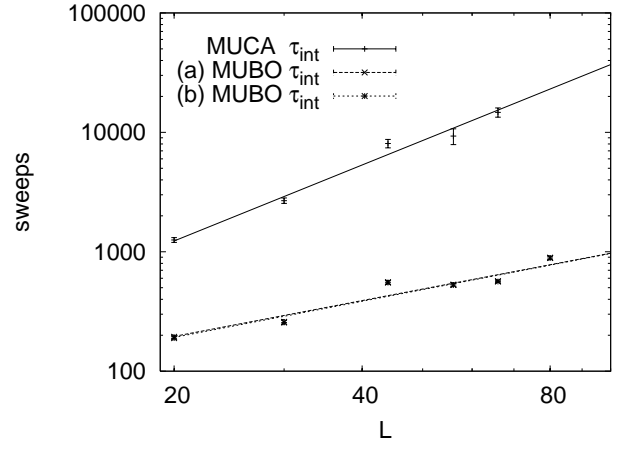


FIG. 2:  $\tau_{\text{int}}(L)$  for the 3D Ising model (see text).

2. The bond histogram  $h(B)$ , measured since the last iteration, fulfilled a flatness criterion  $h_{\text{min}} = h_{\text{max}} > \text{cut}$ , where cut was equal to  $1/3$  in most of our runs.
3. We freeze the weights after a last iteration is performed with the desired minimum value  $a_{WL}^{min}$ .

Table I gives an overview of our 3D Ising model simulations. The effectiveness of the recursion is seen from the fact that it takes never more than 3% percent of the statistics used for production (these number are in sweeps). Similarly the initial simulations, which determine  $\bar{B}_L^r$  and  $\bar{B}_L^{r+}$ , take less than 3%.

From the production statistics we determined integrated autocorrelation times  $\tau_{\text{int}}$  (jackknife errorbar with respect to the number of bins given in Table I are shown, see Ref. [7] for details) and compare them in Fig. 2 with those of a MUCA simulation. From the MUBO time series we calculated  $\tau_{\text{int}}$  for (a) energies and (b) bonds and found the results almost identical (slightly higher for the energies, but undistinguishable on the scale of the figure). For MUCA the estimates are from energies. Up to a constant factor practically identical results are obtained from cycling times. In our code one MUCA sweep was about three times faster than one MUBO sweep.

The critical slowing down is  $L^z$ . For the dynamical critical exponent we find  $z = 2.22(11)$  for MUCA and  $z = 1.05(5)$  for MUBO. So the performance gain is a bit

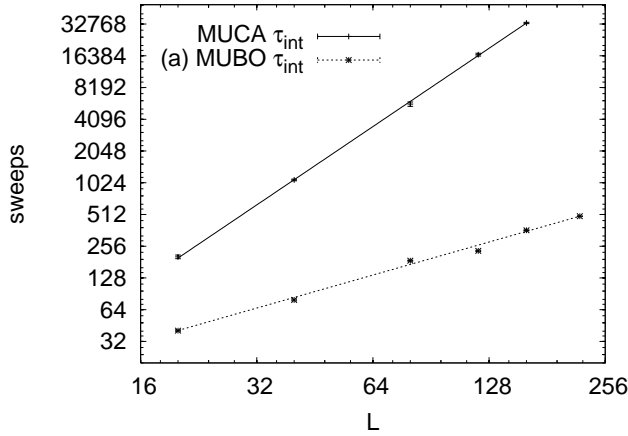


FIG. 3:  $\tau_{\text{int}}(L)$  for the 2D Ising model.

better than linear with the lattice size  $L$ . The data in Fig. 2 scatter more than one might have expected about the fits because our  $\tau_L^-$  and  $\tau_L^+$  values are based on MCMC estimates, which are by themselves noisy. Our exponent for cluster updating is significantly higher than the one estimated from simulations at  $c$ ,  $z = 0.50$  (3), for the Swendsen-Wang algorithm [22]. The reason is that the efficiency of the cluster algorithm deteriorates on the critical point, even when one is still in the scaling region. Therefore, we think that our exponent of  $z = 1$

reflects the slowing down in real application more accurately than the small value of the literature. In particular we observed that the cluster algorithm becomes rather inefficient for calculating the long tail of the specific heat for  $L > L^{\text{max}}$ .

Finally we show in Fig. 3 integrated autocorrelation times from simulations of the 2D Ising model for which we adjusted our simulation parameter to cover the full width at half maximum of the specific heat. This corresponds to  $r = 1/2$  in Eq. (11). The dynamical critical exponent takes the values  $z = 2.50$  (4) for MUCA and  $z = 1.04$  (2) for MUBO. The MUCA value reflects that the number of canonical simulations needed to cover the desired energy range grows now  $L^{1/2}$ , while the canonical critical value is approximately two (a slightly higher value,  $z = 2.17$  has been reported in the literature [23], but the method which we employ tends to give lower results, see p. 217 of Ref. [7]).

#### Acknowledgments

This work started while BB was the Leibniz Professor at University of Leipzig. In part it was supported by the US Department of Energy under contract DE-FG 02-97ER 41022 and by the Deutsche Forschungsgemeinschaft (DFG) under contract JA 483/23-1.

- 
- [1] J. Gubernatis (editor), The Monte Carlo Method in Physical Sciences: Celebrating the 50th Anniversary of the Metropolis Algorithm, AIP Conference Proceedings, Vol. 690, Melville, NY, 2003.
  - [2] G.M. Torrie and J.P. Valleau, J. Comp. Phys. 23, 187 (1977).
  - [3] B.A. Berg and T. Neuhaus, Phys. Rev. Lett. 68, 9 (1992); B.A. Berg and T. Celik, Phys. Rev. Lett. 69, 2292 (1992).
  - [4] A.P. Lyubartsev, A.A. Martsinovski, S.V. Shevkanov, and P.N. Vorontsov-Velyaminov, J. Chem. Phys. 96, 1776 (1992); E. Marinari and G. Parisi, Europhys. Lett. 19, 451 (1992).
  - [5] F. Wang and D.P. Landau, Phys. Rev. Lett. 86, 2050 (2001).
  - [6] U.H. Hansmann, and Y. Okamoto, Ann. Rev. Comp. Phys. 6, 120 (1999).
  - [7] B.A. Berg, Markov Chain Monte Carlo Simulations and Their Statistical Analysis (World Scientific, Singapore, 2004).
  - [8] W. Janke, in: Computer Simulations of Surfaces and Interfaces, NATO Science Series, II. Vol. 114, p. 137.
  - [9] F. Wang and D.P. Landau, Phys. Rev. E 64, 056101 (2001).
  - [10] R.H. Swendsen and J.-S. Wang, Phys. Rev. Lett. 58, 86 (1987).
  - [11] U. Wolz, Phys. Rev. Lett. 62, 361 (1989).
  - [12] A. Pelissetto and E. Vicari, Phys. Rep. 368, 549 (2002).
  - [13] H.E. Stanley, Introduction to Phase Transitions and Critical Phenomena (Clarendon Press, Oxford, 1971), p. 98.
  - [14] A.M. Ferrenberg and R.H. Swendsen, Phys. Rev. Lett. 63, 1195 (1989); N.A. Alves, B.A. Berg, and R. Vil-lanova, Phys. Rev. B 41, 383 (1990).
  - [15] W. Janke and S. Kappler, Phys. Rev. Lett. 74, 212 (1995).
  - [16] Z. Li and H.A. Scheraga, J. Mol. Struct. (Theochim) 179, 333 (1988).
  - [17] B.A. Berg, J. Stat. Phys. 82, 323 (1996); B.A. Berg, A. Bilboire, and W. Janke, Phys. Rev. B 61, 12143 (2000); Y. Sugita and Y. Okamoto, Chem. Phys. Lett. 329, 261 (2000).
  - [18] Y. Okamoto in [1]. Also available as cond-mat/0308119.
  - [19] For  $f_{WL}$  very close to one the difference to a simulation with fixed weights becomes negligible and the original suggestion of WL is to keep on iterating  $f_{WL}$ !  $\overline{f_{WL}}$  during the entire simulation. That prevents early equilibration and the important consistency check that the equilibrium Markov process covers the targetted energy range. Therefore, we advise to freeze the weights whenever a working approximation has been reached.
  - [20] C.M. Fortuin and P.W. Kasteleyn, Physica 57, 536 (1972).
  - [21] We use the Swendsen-Wang approach [10]. To work out the Wolz version [11] is left as an exercise to the reader.
  - [22] U. Wolz, Phys. Lett. A 228, 379 (1989).
  - [23] D.P. Landau and K. Binder, A Guide to Monte Carlo Simulations in Statistical Physics (Cambridge University Press, Cambridge, 2000).