

Particle displacements in the deformation of amorphous materials: local fluctuations vs. the non-affine field

C. Goldenberg,* A. Tanguy, and J.-L. Barrat

*Laboratoire de Physique de la Matière Condensée et Nanostructures, Université Lyon 1
CNRS UMR 5586, Domaine Scientifique de la Doua, F-69622 Villeurbanne cedex, France.*

(Dated: December 2, 2024)

We describe a new characterization of displacement fluctuations in amorphous materials, obtained by subtracting the local coarse-grained displacement field from the particle displacements. We compare these fluctuations to the commonly used non-affine field (obtained by subtracting a homogeneous strain) in an elastically deformed Lennard-Jones glass. The main features of this field are captured well by the coarse-grained displacement, justifying an inhomogeneous continuum description. The local fluctuations are considerably more localized, with a correlation length smaller than the mean particle diameter (vs. about 30 diameters for the non-affine field). This suggests the definition of a new local “noise” field to be used in extended continuum models, e.g., for the description of localized events observed in the plastic regime.

PACS numbers: 46.65.+g, 83.10.Bb, 61.43.-j, 61.46.-w

Elasticity and plasticity are often employed for describing both crystalline and amorphous materials. The microscopic basis of crystal elasticity is well established [1], while dislocation theory [2] provides a good basis for describing the plasticity of crystalline (or polycrystalline) materials. These descriptions, however, rely on the microscopic structure being periodic (possibly with localized defects), and are therefore not applicable to amorphous materials. A particular problem in deriving microscopically based continuum descriptions of amorphous solids is relating the macroscopic deformation to the particle displacements. Consider particles (labeled by Roman indices) whose center of mass positions are denoted $\{\mathbf{r}_i^0\}$ in a reference configuration and $\{\mathbf{r}_i\}$ in a deformed one. The displacement of particle i is $\mathbf{u}_i \equiv \mathbf{r}_i - \mathbf{r}_i^0$. In a simple periodic lattice (with one particle per unit cell), under a uniform strain ϵ , the deformation is *affine*, i.e., the relative displacement of two particles, $\mathbf{u}_{ij} = \mathbf{u}_i - \mathbf{u}_j$, is given by:

$$u_{ij\alpha} = \epsilon_{\alpha\beta} r_{ij\beta}^0, \quad (1)$$

where $\mathbf{r}_{ij}^0 = \mathbf{r}_i^0 - \mathbf{r}_j^0$ and Greek indices denote Cartesian coordinates (the Einstein summation convention is used). It has long been appreciated [3] that in disordered systems, the displacements are not affine even under uniform applied strain, since an affine deformation would result in a configuration in which force balance is violated. Despite this fact, Eq. (1) is commonly used as a basis for mean field descriptions of material behavior, e.g., for estimating elastic moduli [4, 5]. The results are often inaccurate, in particular for the shear modulus [6, 7].

The failure of mean field models suggests that modeling the rheology of disordered materials out of equilibrium (e.g., glasses, colloids, granular materials and foams) requires a description of inhomogeneities and fluctuations. In particular, a continuum field related to the microscopic fluctuations may be called for, analogous to the kinetic temperature in the kinetic theory of gases,

or the velocity fluctuations in fluctuating hydrodynamics [8]. An obvious possibility is to consider the non-affine particle displacements,

$$\delta u_{i\alpha} \equiv u_{i\alpha} - \epsilon_{\alpha\beta} r_{i\beta}^0, \quad (2)$$

as an additional “noise” [7, 9], or fluctuation. The non-affine field in different models for amorphous solids has been the object of several recent studies [7, 9, 10, 11, 12, 13].

One shortcoming of the non-affine displacement is that it is defined with respect to a *uniform* strain field ϵ . In simulations, ϵ is taken to be the strain imposed by deforming the system boundaries or the simulation cell [7, 9, 10, 12] such that in a homogeneous material, the resulting strain is uniform. However, other boundary conditions induce a nonuniform strain even in homogeneous materials, e.g., a localized force [9] or the excitation of vibrational modes [7]. A possible extension [7, 9] of Eq. (2) is to subtract the displacement field that would be obtained in an homogeneous, isotropic elastic material. In fact, in a disordered material, local linear elasticity is only valid on sufficiently large scales [14], on which the local elastic properties may be inhomogeneous (and anisotropic in general). This renders the strain locally inhomogeneous even under uniform boundary conditions [14]. Homogeneous, isotropic elasticity may be recovered only on still larger scales and/or by averaging over an ensemble of different realizations of the disorder [7, 9]. The non-affine field is therefore not objective: its definition relies on specific, generally unjustified, assumptions regarding the continuum description of the material. In addition, it is a-priori unsuitable for describing inelastic deformation (e.g., plastic flow or fracture). Another difficulty is that the non-affine displacements typically exhibit long range correlations. A model based on treating the material as inhomogeneously elastic predicts a power law decay of the correlations [11, 13] [logarithmic in two dimensions (2D)]. The non-affine displace-

ments may therefore dominate the macroscopic behavior of the system. In [7, 9, 10, 15], a correlation length of about 30 particle diameters was found (for systems of 100×100 particles; this length may depend on the system size [13]). It would be useful to find a description which would enable explicit local, inhomogeneous continuum modeling of these long range effects, instead of treating them as “noise”.

In this Letter, we investigate a different definition for the local displacement field and the corresponding fluctuations, suggested in [14], based on a spatial coarse-graining (CG) procedure. This definition accounts for the inhomogeneity of the deformation on the subsystem scale, even under uniform boundary conditions. It is objective, in the sense that it is defined only in terms of the particle displacements, and does not rely on any assumptions regarding material homogeneity or its constitutive description. We find that these fluctuations are considerably more localized than the non-affine field, and essentially uncorrelated in space. This suggests that they are more appropriate for consideration as “noise”, while the non-affine field may be described by a continuum model.

The CG procedure [14] employs the common definition of the microscopic densities of mass, momentum and energy as sums over Dirac delta functions at the centers of mass of the particles. The corresponding CG densities are obtained by performing a convolution with a spatial CG function $\phi(\mathbf{R})$, a normalized non-negative function with a single maximum at $\mathbf{R} = 0$ and a characteristic width w , the CG scale (e.g., a Gaussian: in 2D, $\phi(\mathbf{R}) = \frac{1}{\pi w^2} e^{-(|\mathbf{R}|/w)^2}$). This enables a systematic derivation of the equations of continuum mechanics, with explicit expressions for the stress and the heat flux in terms of microscopic quantities [14]. The CG procedure applies to a single realization: it does not rely on averaging over time, or over an ensemble of realizations. The definition of the CG displacement follows its standard definition in continuum mechanics, as the Lagrangian time integral over the velocity of a *material particle*. The CG velocity is $\mathbf{v}(\mathbf{r}, t) \equiv \sum_i m_i \mathbf{v}_i(t) \phi[\mathbf{r} - \mathbf{r}_i(t)] / \sum_j m_j \phi[\mathbf{r} - \mathbf{r}_j(t)]$ where $\{m_i\}, \{\mathbf{v}_i(t)\}$ are the particle masses and velocities, respectively. Therefore, the CG displacement field is given by [14, 16]:

$$\begin{aligned} \mathbf{U}(\mathbf{R}, t) &\equiv \int_0^t \frac{\sum_i m_i \mathbf{v}_i(t') \phi[\mathbf{r}(\mathbf{R}, t') - \mathbf{r}_i(t')]}{\sum_j m_j \phi[\mathbf{r}(\mathbf{R}, t') - \mathbf{r}_j(t')]} dt' \\ &= \frac{\sum_i m_i \mathbf{u}_i(t) \phi[\mathbf{R} - \mathbf{r}_i^0]}{\sum_j m_j \phi[\mathbf{R} - \mathbf{r}_j^0(t)]} + \mathcal{O}(\epsilon^2), \end{aligned} \quad (3)$$

where \mathbf{R} denotes the Lagrangian coordinate, $\mathbf{u}_i(t)$ is the total displacement of particle i , and ϵ is a measure of the local strain [14]. We note that the particle masses are required to ensure consistency with a dynamical (time dependent) description [14]. For small strain, our focus in this Letter, one can use the approximate expression on the second line of Eq. (3), which is trajectory inde-

pendent, i.e., it involves only the total particle displacements. Since Eq. (3) defines a smooth displacement field (when using a smooth CG function), it can be used to calculate local, scale dependent strain measures based on gradients of the displacement. Such measures are, by construction, fully consistent with continuum mechanics, unlike strain definitions based on a local fit to an affine deformation (e.g., [5, 17]). They may be extended to large deformation, using the full expression for the displacement. Based on Eq. (3), we define the *displacement fluctuations* as $\mathbf{u}'_i(\mathbf{r}) \equiv \mathbf{u}_i - \mathbf{U}(\mathbf{r}_i^0)$. For comparison with the non-affine field, it is useful to consider the fluctuations at the particle positions, $\mathbf{u}'_i(\mathbf{r}_i^0)$, denoted below as \mathbf{u}'_i . The CG displacement field, $\mathbf{U}(\mathbf{r})$, and hence the fluctuations \mathbf{u}'_i , are in general *scale dependent*. A possible definition of a corresponding CG “noise” field is $N(\mathbf{r}) \equiv \sum_i m_i |\mathbf{u}'_i(\mathbf{r})|^2 \phi[\mathbf{r} - \mathbf{r}_i(t)]$.

We apply the above definitions to 2D amorphous solids [7, 9] prepared by quenching a fluid of slightly polydisperse particles (with diameters $\{\sigma_i\}$ uniformly distributed in the range $0.8\sigma - 1.2\sigma$) of equal (unit) mass, interacting via a Lennard-Jones potential, $V_{ij}(r) = 4\epsilon [(\sigma_{ij}/r)^{12} - (\sigma_{ij}/r)^6]$, where $\sigma_{ij} = (\sigma_i + \sigma_j)/2$. The mean particle diameter $\langle\sigma\rangle$ defines the unit of length. We used systems of 10000 particles of size 104×104 , with periodic boundary conditions in both directions. We apply three different uniform deformations: uniaxial stretching parallel to the x or y axis, and a simple shear parallel to the x axis. For a uniaxial deformation, the dimensions of the simulation cell along the corresponding direction is increased by $1 + \epsilon$, while for the simple shear, we use Lees-Edwards boundary conditions with shear strain $\epsilon/2$. We impose the affine displacement [Eq. (1)] to each particle, and subsequently relax the system to the nearest energy minimum [10]. We use $\epsilon = 10^{-6}$, which ensures a linear response [18].

In Figs. 1a,b we compare, in one configuration under simple shear, the non-affine particle displacements, $\delta\mathbf{u}_i$, and the non-affine part of the CG displacement, $\mathbf{U}(\mathbf{r}_i^0)$, calculated using a Gaussian CG function with $w = 1$ (the affine part is subtracted *after* coarse-graining). The choice of w is discussed below. The CG displacement captures quite well the main features of the non-affine field, such as the vortex-like structures observed in simulations of glasses [9, 10, 15] and other systems, e.g., granular matter (both in simulations [19] and experiments [20]). The corresponding displacement fluctuations, \mathbf{u}'_i , are shown in Figs. 1c,d and the “noise” field, $N(\mathbf{r})$, in Fig. 1e. The fluctuations are considerably more localized than the non-affine field. This can be quantified by the participation ratio, defined as $p \equiv (\sum_i |\mathbf{u}'_i|^2)^2 / [N \sum_j (|\mathbf{u}'_j|^2)^2]$. Averaging over an ensemble of 3 independent deformations for each of 9 different realizations, we obtain (for $w = 1$) $p_u = 0.08 \pm 0.02$, while for the non-affine field $p_{\delta u} = 0.28 \pm 0.06$ (the error is the standard deviation in the ensemble).




FIG. 1: a. the CG displacement at the particle positions, $\mathbf{U}(\mathbf{r}_i^0)$, affine part subtracted, magnified by $5 \cdot 10^5$, in a 10000 particles 2D polydisperse Lennard-Jones glass under simple shear; c. the displacement fluctuations, \mathbf{u}'_i ; b,d. a corresponding zoom on a region of size 20×20 particles, with the non-affine displacements, $\delta \mathbf{u}_i$, shown in gray; e. a contour plot of the “noise” field $N(\mathbf{r})$, scaled by $2.5 \cdot 10^{11}$.

Another striking difference between the displacement fluctuations and the non-affine field is that the scale on which the former are correlated is much smaller. This is presented quantitatively in Fig. 2, which shows the scalar product correlation function, $c(R) = \sum_{ij} \mathbf{u}_i \cdot \mathbf{u}_j \delta(R - |\mathbf{r}_i - \mathbf{r}_j|) / \sum_{ij} \delta(R - |\mathbf{r}_i - \mathbf{r}_j|)$, normalized by its value at $R = 0$ (i.e., the mean squared vector magnitude) for the three fields. The correlation of the non-affine field appears to be logarithmic on intermediate scales. This behavior is captured quite well by the CG displacement. The characteristic scale for non-affine field is ~ 30 , which corresponds roughly to the diameter of the vortices (Fig. 1). On the other hand, the correlation length of the displacement fluctuations is less than the particle diameter.

The CG displacement and its fluctuations clearly depend on the chosen CG scale (resolution), w . For $w \rightarrow 0$, $\mathbf{U}(\mathbf{r}_i^0) = \mathbf{u}_i$ so that $\mathbf{u}'_i = 0$. For $w \rightarrow \infty$, $\mathbf{U}(\mathbf{r}_i^0) = 0$, since

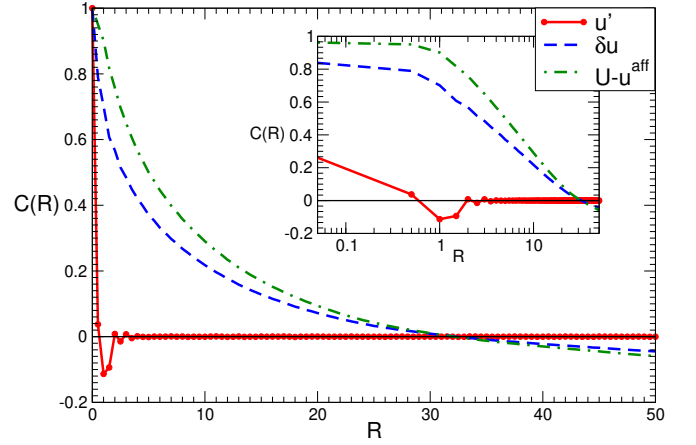


FIG. 2: Ensemble averaged Correlation of the scalar product of the non-affine displacements, the CG displacement and the displacement fluctuations (Gaussian CG with $w = \langle d \rangle$); inset: same graph with logarithmic horizontal scale.

the center of mass of the system is fixed, hence $\mathbf{u}'_i = \mathbf{u}_i$. In order to obtain the optimal continuum description we would like to choose w to be as small as possible. In lattices with a complex unit cell, the deformation can only be expected to be locally homogeneous, or affine, on scales larger than the size of the unit cell. In our case there is no periodicity in the structure; hence, by analogy, the minimum scale on which we can expect to define a meaningful CG displacement is on the order of the interparticle separation, $w \simeq \langle \sigma \rangle = 1$. In Fig 3, we present the dependence on w of the participation ratio, $p_{u'}$, and of the correlation length of the displacement fluctuations, $\xi_{u'}$ (obtained by fitting the ensemble averaged correlation to an exponential decay, a reasonable fit for $w \geq 1$). As expected, the results are scale dependent: our goal is to capture the *inhomogeneity* of the displacement field in a particular configuration (scale independence is expected for locally homogeneous fields [21]). Interestingly, the participation ratio increases sharply with w up to $w \simeq 1$, above which it increases more slowly, eventually reaching (for large w ; not shown) values similar to those of the non-affine field, as expected. This supports our choice of $w = 1$ for separating the smooth, continuous part of the displacement from the “noise”. In addition, the finding that the correlation length of the fluctuations is much shorter than that of the non-affine field is robust, i.e., $\xi_{u'}$ does increase with w , as expected, but stays below, e.g., two diameters for $w < 10$.

It is interesting to compare the distribution of the displacement fluctuations and that of the non-affine field (Fig. 4). For small w , the distributions are qualitatively different. In particular, the center of the distribution is exponential for the fluctuations, but Gaussian for the non-affine field (see also [19]). For $w \gtrsim 1$, we find (not shown) that the distribution of the fluctuations crosses

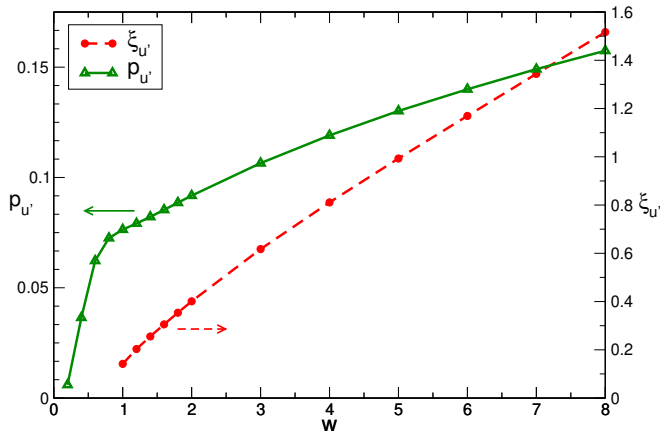


FIG. 3: Correlation length and participation ratio of the displacement fluctuations as a function of the CG width, w .

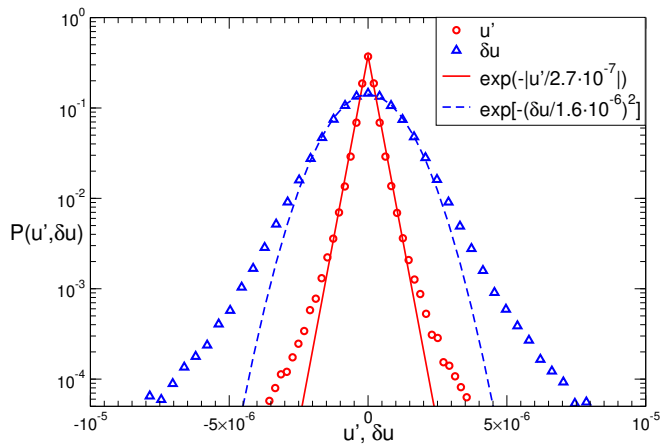


FIG. 4: Ensemble averaged distributions of the non-affine displacements and the displacement fluctuations (for $w = 1$).

over to a Gaussian at the center, presumably due to the contribution of the non-affine field. This provides further support for the choice of $w = 1$. The crossover is not due to the Gaussian CG function used: we verified that a Heaviside CG function yields similar results.

In summary, we find that the CG displacement can capture most of the features of the non-affine field, suggesting that it can be described by a continuum model which accounts for material inhomogeneity (on very small scales, non-local models may be required). The corresponding fluctuations exhibit a much shorter correlation, suggesting that it may be used for defining an additional local “noise” field [e.g., $N(\mathbf{r})$], to be used in extended continuum descriptions. This field may account for the part of the microscopic elastic energy which is not captured by the CG displacement [14]. Furthermore, the localized nature of the fluctuations suggests that they may be related to the localized irreversible rearrangements observed in

plastic deformation [18]. Future work will include a detailed study of this possible relation, which may provide a microscopic basis for phenomenological models for plastic flow such as the Shear Transformation Zone (STZ) model [17] and other similar models (e.g., [22]).

We thank I. Goldhirsch and F. Léonforte for useful discussions. C. G. acknowledges financial support from the Région Rhône-Alpes, France and from a European Community FP6 Marie Curie Action (MEIF-CT2006-024970).

* Electronic address: chayg@pmmh.espci.fr; Present address: Laboratoire de Physique et Mécanique des Milieux Hétérogènes (CNRS UMR 7636), ESPCI, 10 rue Vauquelin, 75231 Paris Cedex 05, France.

- [1] M. Born and K. Huang, *Dynamical Theory of Crystal Lattices* (Clarendon Press, Oxford, 1988).
- [2] A. H. Cottrell, *Dislocations and plastic flow in crystals* (Clarendon Press, Oxford, 1953).
- [3] S. Alexander, Phys. Reports **296**, 65 (1998).
- [4] L. M. Schwartz, D. L. Johnson, and S. Feng, Phys. Rev. Lett. **52**, 831 (1984).
- [5] C.-L. Liao, T.-P. Chang, D.-H. Young, and C. S. Chang, Int. J. Solids Struct. **34**, 4087 (1997).
- [6] H. A. Makse, N. Gland, D. L. Johnson, and L. M. Schwartz, Phys. Rev. Lett. **83**, 5070 (1999).
- [7] A. Tanguy, J. P. Wittmer, F. Léonforte, and J.-L. Barrat, Phys. Rev. B **66**, 174205 (2002).
- [8] L. Landau and E. Lifshitz, *Fluid Mechanics* (Pergamon, Oxford, 1959).
- [9] F. Léonforte, A. Tanguy, J. P. Wittmer, and J.-L. Barrat, Phys. Rev. B **70**, 014203 (2004).
- [10] F. Léonforte, R. Boissière, A. Tanguy, J. P. Wittmer, and J.-L. Barrat, Phys. Rev. B **72**, 224206 (2005).
- [11] B. A. DiDonna and T. C. Lubensky, Phys. Rev. E **72**, 066619 (2005).
- [12] A. Lemaître and C. Maloney, J. Stat. Phys. **123**, 415 (2006).
- [13] C. E. Maloney, Phys. Rev. Lett. **97**, 035503 (2006).
- [14] I. Goldhirsch and C. Goldenberg, Eur. Phys. J. E **9**, 245 (2002).
- [15] F. Léonforte, A. Tanguy, J. P. Wittmer, and J.-L. Barrat, Phys. Rev. Lett. **97**, 055501 (2006).
- [16] E. Kolb, C. Goldenberg, S. Inagaki, and E. Clément, J. Stat. Mech.: Theory and Exp. **2006**, P07017 (2006).
- [17] M. L. Falk and J. S. Langer, Phys. Rev. E **57**, 7192 (1998).
- [18] A. Tanguy, F. Leonforte, and J.-L. Barrat, Eur. Phys. J. E **20**, 355 (2006).
- [19] F. Radjai and S. Roux, Phys. Rev. Lett. **89**, 064302 (2002).
- [20] E. Kolb, J. Cviklinski, J. Lanuza, P. Claudin, and E. Clément, Phys. Rev. E **69**, 031306 (2004).
- [21] C. Goldenberg, A. P. F. Atman, P. Claudin, G. Combe, and I. Goldhirsch, Phys. Rev. Lett. **96**, 168001 (2006).
- [22] G. Picard, A. Ajdari, F. Lequeux, and L. Bocquet, Phys. Rev. E **71**, 010501(R) (2005).