

Correlation-Induced Resonances and Population Switching in a Quantum Dot Coulomb Valley

Hyun-Woo Lee and Sejoong Kim*

PCTP and Department of Physics, Pohang University of Science and Technology, Pohang, Kyungbuk 790-784, Korea

(Dated: October 1, 2018)

Strong correlation effects on electron transport through a spinless quantum dot are considered. When two single-particle levels in the quantum dot are degenerate, a conserved pseudospin degree of freedom appears for generic tunneling matrix elements between the quantum dot and leads. Local fluctuations of the pseudospin in the quantum dot give rise to a pair of asymmetric conductance peaks near the center of a Coulomb valley. An exact relation to the population switching is provided.

Introduction.— Electronic transport through a quantum dot (QD) is a useful probe of the strong Coulomb interaction effects in zero dimensional systems [1]. One of well-known interaction effects is the Coulomb blockade [2], which allows the current to flow through the QD only at special gate voltages and suppresses the current at other gate voltages (Coulomb valleys). The interaction also induces electronic correlations responsible for deviations from the orthodox Coulomb blockade theory [2]. In Coulomb valleys, the current may be enhanced by the spin fluctuations via the spin Kondo effect [3, 4], or by the orbital fluctuations via the orbital Kondo effect [5, 6, 7].

Recently an intriguing experimental report [8] of the anomalous transmission phase through a QD motivated theoretical studies [9, 10, 11, 12] of the correlation effects in a spinless QD system with two single-particle levels [Fig. 1(a)]. In particular, the study [12] using the functional renormalization group method revealed that when the two levels are degenerate, the conductance through the QD is anomalously enhanced near the center of a Coulomb valley and forms a pair of asymmetric peaks. These peaks are termed as correlation-induced resonances (CIRs). The nature of the correlation, however, remains unclear. The spin Kondo effect [3, 4] is not applicable since the system is spinless. The orbital Kondo effect in Refs. [5, 6, 7] is not applicable either since it occurs only when the tunneling matrix elements between the QD and leads satisfy certain constraints [5, 6] while the CIRs appear for generic tunneling matrix elements. A possibly related phenomenon is the so-called population switching (PS) [9, 10, 11]; Near the center of the Coulomb valley, the electron population of the QD switches from one single-particle level to the other. The relation between the CIRs and the PS also remains unclear however. In this Letter, (i) we show that the QD system with two single-particle levels possesses a conserved pseudospin degree of freedom when the two levels are degenerate, (ii) provide an exact relation between the CIRs and the PS, and (iii) demonstrate that local fluctuations of the pseudospin in the QD are the origin of the CIRs.

The spinless QD system may be realized in experiments, for instance, when a QD with two orbital lev-

els, each with the two-fold spin degeneracy, is subjected to a strong magnetic field. If the resulting Zeeman splitting is sufficiently larger than the energy difference of the two orbital levels, the transport through the QD in the Coulomb valley with only one electron in the QD can be described by the following spinless Hamiltonian [10, 12],

$$\mathcal{H} = \mathcal{H}_{\text{dot}} + \mathcal{H}_{\text{lead}} + \mathcal{H}_T, \quad (1)$$

where $\mathcal{H}_{\text{dot}} \equiv \sum_{j=1}^2 \epsilon_j d_j^\dagger d_j + U(n_1 - 1/2)(n_2 - 1/2)$, $\mathcal{H}_{\text{lead}} \equiv -t \sum_{l=L,R} \sum_{m=0}^{\infty} (c_{m,l}^\dagger c_{m+1,l} + H.c.)$, $\mathcal{H}_T \equiv -\sum_{j,l} (t_j^l c_{0,l}^\dagger d_j + H.c.)$. Here ϵ_j denotes the energy of the single-particle state j in the QD. d_j and $c_{m,l}$ are the annihilation operators for the electron in the QD and for the electron at the site m in the lead l , respectively. $n_j \equiv d_j^\dagger d_j$. Note that each lead contains only one channel [Fig. 1(a)]. This is motivated by the experimental situation in Ref. [8], where narrow constrictions are introduced between a QD and leads in order to force the system into the single channel regime.

Pseudospin.— The pseudospin degree of freedom can be revealed by the following unitary transformations from $c_{m,L(R)}$, $d_{1(2)}$ to the new operators $c_{m,\uparrow(\downarrow)}$, $d_{\uparrow(\downarrow)}$,

$$\begin{pmatrix} c_{m,\uparrow} \\ c_{m,\downarrow} \end{pmatrix} = \mathcal{U}_{\text{lead}} \begin{pmatrix} c_{m,L} \\ c_{m,R} \end{pmatrix}, \quad \mathcal{U}_{\text{lead}} = \begin{pmatrix} \eta & \zeta^* \\ \zeta & -\eta^* \end{pmatrix}, \quad (2)$$

$$\begin{pmatrix} d_{\uparrow} \\ d_{\downarrow} \end{pmatrix} = \mathcal{U}_{\text{dot}} \begin{pmatrix} d_1 \\ d_2 \end{pmatrix}, \quad \mathcal{U}_{\text{dot}} = \begin{pmatrix} \alpha & \beta^* \\ \beta & -\alpha^* \end{pmatrix}, \quad (3)$$

under which $\mathcal{H}_{\text{lead}}$ remains invariant for general α , β , η , ζ with $|\alpha|^2 + |\beta|^2 = |\eta|^2 + |\zeta|^2 = 1$. When the two dot levels are degenerate $\epsilon_1 = \epsilon_2 = \epsilon$, \mathcal{H}_{dot} transforms to $\mathcal{H}_{\text{dot}}^{(1)} \equiv \sum_{\sigma=\uparrow,\downarrow} \epsilon d_{\sigma}^\dagger d_{\sigma} + U(n_{\uparrow} - \frac{1}{2})(n_{\downarrow} - \frac{1}{2})$, and thus

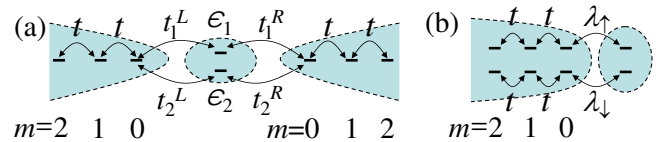


FIG. 1: (Color online) (a) A quantum dot with two single-particle levels ϵ_1, ϵ_2 coupled to two leads. When $\epsilon_1 = \epsilon_2$, the system may be transformed to a new system shown in (b).

\mathcal{H}_{dot} also remains invariant. Finally \mathcal{H}_T transforms to

$$\mathcal{H}_T = - \left(c_{0,\uparrow}^\dagger \quad c_{0,\downarrow}^\dagger \right) \Lambda \begin{pmatrix} d_\uparrow \\ d_\downarrow \end{pmatrix} + H.c., \quad (4)$$

where $\Lambda \equiv \mathcal{U}_{\text{lead}} T \mathcal{U}_{\text{dot}}^\dagger$ and $T = \begin{pmatrix} t_1^L & t_2^L \\ t_1^R & t_2^R \end{pmatrix}$. We choose $\mathcal{U}_{\text{lead}}$ and \mathcal{U}_{dot} in such a way that Λ becomes diagonal with diagonal elements λ_\uparrow and λ_\downarrow , *i.e.*, $\mathcal{H}_T = -(\lambda_\uparrow c_{0,\uparrow}^\dagger d_\uparrow + \lambda_\downarrow c_{0,\downarrow}^\dagger d_\downarrow + H.c.)$. Such a diagonalization can be achieved for *general* T by choosing $\mathcal{U}_{\text{lead}}$ and \mathcal{U}_{dot} to be the solutions of the eigenvalue equations $(T T^\dagger) \mathcal{U}_{\text{lead}}^\dagger = \mathcal{U}_{\text{lead}}^\dagger (\Lambda^\dagger \Lambda)$ and $(T^\dagger T) \mathcal{U}_{\text{dot}}^\dagger = \mathcal{U}_{\text{dot}}^\dagger (\Lambda \Lambda^\dagger)$. Without loss of generality, we may assume that both λ_\uparrow and λ_\downarrow are real and $\lambda_\uparrow \geq \lambda_\downarrow \geq 0$. Note that in the transformed system, the electron tunneling between the pseudospin \uparrow states [upper half in Fig. 1(b)] and the pseudospin \downarrow states (lower half) is prohibited. This illustrates the existence of the conserved pseudospin σ (\uparrow or \downarrow) for general t_j^L 's. This generalizes the earlier reports [6, 12] of the conserved pseudospin for special t_j^L 's, for which $\lambda_\uparrow = \lambda_\downarrow$ and the system possesses the SU(2) pseudospin symmetry. In contrast, the symmetry is reduced to U(1) when $\lambda_\uparrow \neq \lambda_\downarrow$. Later in this Letter, it will be demonstrated that the difference $\lambda_\uparrow \neq \lambda_\downarrow$ is crucial for the CIRs.

On the other hand, when the degeneracy is lifted $\epsilon_{1(2)} = \epsilon \pm \delta/2$, the original Hamiltonian [Eq. (1)] transforms to $\mathcal{H}_{\text{dot}}^{(1)} + \mathcal{H}_{\text{dot}}^{(2)} + \mathcal{H}_{\text{dot}}^{(3)} + \mathcal{H}_{\text{lead}} + \mathcal{H}_T$ under the transformations [Eqs. (2),(3)] that diagonalize Λ . Here the two additional terms $\mathcal{H}_{\text{dot}}^{(2)}$ and $\mathcal{H}_{\text{dot}}^{(3)}$ are defined as $\mathcal{H}_{\text{dot}}^{(2)} \equiv \delta(|\alpha|^2 - |\beta|^2)(n_\uparrow - n_\downarrow)/2$, and $\mathcal{H}_{\text{dot}}^{(3)} \equiv \delta(\alpha\beta^* d_\uparrow^\dagger d_\downarrow + \beta\alpha^* d_\downarrow^\dagger d_\uparrow)$. Since $(n_\uparrow - n_\downarrow)/2$ amounts to the QD pseudospin along the pseudospin quantization axis, say z , $\mathcal{H}_{\text{dot}}^{(2)}$ can be interpreted as the Zeeman coupling to the parallel pseudo-magnetic field $H_z^\delta = -\delta(|\alpha|^2 - |\beta|^2)$ along the z -axis. $\mathcal{H}_{\text{dot}}^{(2)}$ preserves the pseudospin conservation. On the other hand, $\mathcal{H}_{\text{dot}}^{(3)}$ can be interpreted as the Zeeman coupling to the perpendicular pseudomagnetic field, whose x -component is given by $H_x^\delta = -2\delta\text{Re}(\alpha\beta^*)$ and y -component by $H_y^\delta = 2\delta\text{Im}(\alpha\beta^*)$. $\mathcal{H}_{\text{dot}}^{(3)}$ breaks the pseudospin conservation along the z -axis.

CIRs vs. PS.— To examine transport properties for the degenerate case, we first construct the \uparrow - and \downarrow -scattering states in the transformed system [Fig. 1(b)], $\psi_\uparrow(x) = \chi_\uparrow(e^{+ikx} + e^{2i\theta_\uparrow} e^{-ikx})$, $\psi_\downarrow(x) = \chi_\downarrow(e^{+ikx} + e^{2i\theta_\downarrow} e^{-ikx})$, where χ_\uparrow and χ_\downarrow denote the spinors representing the pseudospin \uparrow and \downarrow states, respectively, and $x \propto -m(\leq 0)$. Note that the pseudospin flip between \uparrow and \downarrow states is prohibited in the scattering states due to the pseudospin conservation. From the Friedel sum rule [13], the scattering phases $\theta_\uparrow = \pi\langle n_\uparrow \rangle$ and $\theta_\downarrow = \pi\langle n_\downarrow \rangle$, where $\langle n_\sigma \rangle$ denotes the expectation value of $n_\sigma \equiv d_\sigma^\dagger d_\sigma$ with respect to the ground state. Next we take proper coherent superpositions (see for instance Ref. [14]) of ψ_\uparrow and ψ_\downarrow to evaluate the transmission prob-

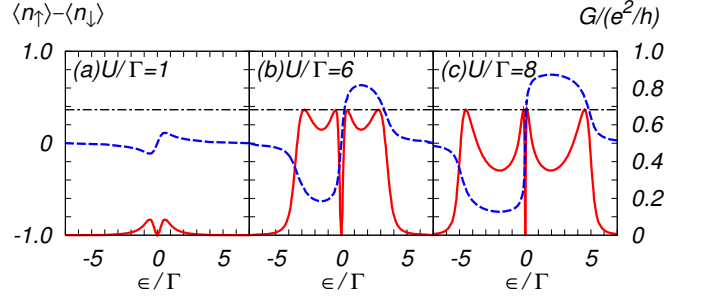


FIG. 2: (Color online) The relation between the conductance G (red solid line) and the population difference $\langle n_\uparrow \rangle - \langle n_\downarrow \rangle$ (blue dashed line) when the two dot levels are degenerate $\epsilon_1 = \epsilon_2 = \epsilon$. In all three panels, $t_1^L : t_1^R : t_2^L : t_2^R = \sqrt{0.27} : \sqrt{0.33} : \sqrt{0.16} : -\sqrt{0.24}$. The black horizontal dash-dotted line represents $G_{\text{max}} \approx 0.68(e^2/h)$ predicted by Eq. (5). Here $\Gamma \equiv \pi[(|t_1^L|^2 + |t_2^L|^2)\rho^L + (|t_1^R|^2 + |t_2^R|^2)\rho^R]$, where ρ^l is the local density of states at the end of the lead l . The curves for G are from Fig. 2 in Ref. [12] while the curves for $\langle n_\uparrow \rangle - \langle n_\downarrow \rangle$ are obtained [15] from Eq. (5). (a) For a small U , where the PS (sign change of $\langle n_\uparrow \rangle - \langle n_\downarrow \rangle$ at $\epsilon = 0$) is a weak feature and $|\langle n_\uparrow \rangle - \langle n_\downarrow \rangle|$ remains below the critical value $1/2$, only two conductance peaks appear with the peak centers located at the positions where $|\langle n_\uparrow \rangle - \langle n_\downarrow \rangle|$ is maximized. (b) For a large U , where the PS becomes manifest and $|\langle n_\uparrow \rangle - \langle n_\downarrow \rangle|$ becomes larger than the critical value $1/2$ in certain ranges of ϵ , four conductance peaks appear with the peak centers located at the positions where $|\langle n_\uparrow \rangle - \langle n_\downarrow \rangle| = 1/2$; the two peaks close to $\epsilon = 0$ are the CIRs while the other two peaks are the Coulomb blockade peaks. (c) For a still larger U , where the PS becomes stronger, the distinction between the CIRs and the Coulomb blockade peaks becomes more evident. Note that G is related to the population difference of the transformed dot states, $\langle n_\uparrow \rangle - \langle n_\downarrow \rangle$, instead of the population difference of the original dot states, $\langle n_1 \rangle - \langle n_2 \rangle$.

ability in the *original* system [Fig. 1(a)]. Then from the Landauer-Büttiker formula, one obtains the zero temperature conductance G ,

$$G = G_{\text{max}} \sin^2[\pi(\langle n_\uparrow \rangle - \langle n_\downarrow \rangle)], \quad (5)$$

where $G_{\text{max}}/(e^2/h) = 4|t_1^L t_1^{R*} + t_2^L t_2^{R*}|^2 / [(|t_1^L|^2 + |t_2^L|^2 - |t_1^R|^2 - |t_2^R|^2)^2 + 4|t_1^L t_1^{R*} + t_2^L t_2^{R*}|^2]$. As illustrated in Fig. 2, Eq. (5) provides a relation between the CIRs and the PS.

It is illustrative to compare Eq. (5) with the corresponding expression for the conventional spin Kondo effect in a QD [3], where spin-up and spin-down scattering states generates two *incoherent* contributions [$\sin^2(\pi\langle n_\uparrow \rangle)$ vs. $\sin^2(\pi\langle n_\downarrow \rangle)$] to the conductance. Thus in the absence of a magnetic field, where $\langle n_\uparrow \rangle = \langle n_\downarrow \rangle$, G is proportional to $\sin^2(\pi\langle n_\uparrow \rangle) + \sin^2(\pi\langle n_\downarrow \rangle) = 2\sin^2[\pi(\langle n_\uparrow \rangle + \langle n_\downarrow \rangle)/2]$. In our system, in contrast, the two pseudospin scattering states $\psi_\uparrow, \psi_\downarrow$ should be *coherently* superposed to construct scattering states in the original system, which are then used to evaluate G . This coherent summation procedure takes into account the interference between the two transport paths in Fig. 1(a),

one mediated by ϵ_1 and the other by ϵ_2 . This explains the difference between the two expressions for G .

Pseudospin fluctuations.— To examine fluctuations of the QD pseudospin $S_z \equiv (n_\uparrow - n_\downarrow)/2$, it is useful to map the Hamiltonian \mathcal{H} into a s - d model by using the Schrieffer-Wolff transformation [16]. In the large U limit and near the center of the Coulomb valley, one finds [17],

$$\mathcal{H}_{s-d} = \mathcal{H}_{\text{ex}} + \mathcal{H}_{\text{lead}} + \mathcal{H}_B, \quad (6)$$

where $\mathcal{H}_{\text{ex}} = \sum_{kk'} [J^+ S^+ c_{k\downarrow}^\dagger c_{k'\uparrow} + J^- S^- c_{k\uparrow}^\dagger c_{k'\downarrow} + J^z S_z (c_{k\uparrow}^\dagger c_{k'\uparrow} - c_{k\downarrow}^\dagger c_{k'\downarrow})]$, $\mathcal{H}_B = -S_z \mathcal{B}_z^{\text{eff}}$, and $\mathcal{B}_z^{\text{eff}} = B_z - \sum_{kk'} J_{kk'}^{z,2} (c_{k\uparrow}^\dagger c_{k'\uparrow} + c_{k\downarrow}^\dagger c_{k'\downarrow})$. Here $c_{k\sigma}$ is the annihilation operator of the eigenstate with energy ϵ_k in $\mathcal{H}_{\text{lead}}$. The degeneracy of the dot states is still assumed. Various coefficients are defined as follows; $J^+ = J^- = 4V_\uparrow V_\downarrow / U$, $J^z = 2(V_\uparrow^2 + V_\downarrow^2) / U$, $B_z = (V_\uparrow^2 - V_\downarrow^2) \sum_k (U/2 - \epsilon + \epsilon_k)^{-1}$, and $J_{kk'}^{z,2} = (V_\uparrow^2 - V_\downarrow^2) [(U/2 + \epsilon - \epsilon_{k'})^{-1} + (U/2 - \epsilon + \epsilon_k)^{-1}] / 2$, where $V_\sigma \geq 0$ ($V_\uparrow / V_\downarrow = \lambda_\uparrow / \lambda_\downarrow$) denotes the matrix element for the tunneling from the dot state d_σ to the lead state $c_{k\sigma}$. Note that \mathcal{H}_{ex} becomes an *anisotropic* antiferromagnetic ($J^z > J^+ > 0$) exchange interaction since $V_\uparrow \neq V_\downarrow$ in general. A crucial difference from the conventional Kondo effects [16] arises from the pseudo-magnetic field $\mathcal{B}_z^{\text{eff}}$, whose expectation value H_z with respect to the Fermi sea in the leads becomes [18]

$$H_z \equiv \langle \mathcal{B}_z^{\text{eff}} \rangle = \frac{\Gamma_\uparrow - \Gamma_\downarrow}{\pi} \ln \frac{U/2 + \epsilon}{U/2 - \epsilon}, \quad (7)$$

where $\Gamma_\sigma \equiv \pi \rho_0 V_\sigma^2$ and ρ_0 is the density of states in the leads. Note that H_z does depend on ϵ and changes its sign at $\epsilon = 0$, implying the sign change of $\langle S_z \rangle = (\langle n_\uparrow \rangle - \langle n_\downarrow \rangle) / 2$ at $\epsilon = 0$. This provides a simple explanation of the PS [9, 10, 11]. By the way, for the special t_j^L 's discussed in Refs. [6, 12], where the conserved pseudospin exists but $\lambda_\uparrow = \lambda_\downarrow$, H_z vanishes since $\Gamma_\uparrow = \Gamma_\downarrow$.

Next we perform the two-stage poor man's scaling [16], the first stage with the original Hamiltonian \mathcal{H} and the second stage with \mathcal{H}_{s-d} up to the second order in J^z and J^\pm . One finds that the S_z fluctuations are characterized by the Kondo temperature T_K [19],

$$T_K \sim U \exp \left(-\frac{1}{4\rho_0 J_0} \ln \frac{J^z + J_0}{J^z - J_0} \right), \quad (8)$$

where $J_0 \equiv \sqrt{(J^z)^2 - (J^\pm)^2}$. Equation (8) may be expressed as $T_K \sim U \exp[-\pi U \ln(\Gamma_\uparrow / \Gamma_\downarrow) / 8(\Gamma_\uparrow - \Gamma_\downarrow)]$. Interestingly $\mathcal{B}_z^{\text{eff}}$ at each step of the scaling shares the same expectation value H_z [Eq. (7)].

For further study, we approximate \mathcal{H}_{s-d} by replacing $\mathcal{B}_z^{\text{eff}}$ with H_z . Properties of the resulting Hamiltonian are well known via the Bethe ansatz method [20]. Figure 3(a) shows the H_z -dependence of $\langle S_z \rangle$ predicted by the exact solution [20], and Fig. 3(b) shows the resulting ϵ -dependence of G/G_{max} obtained from

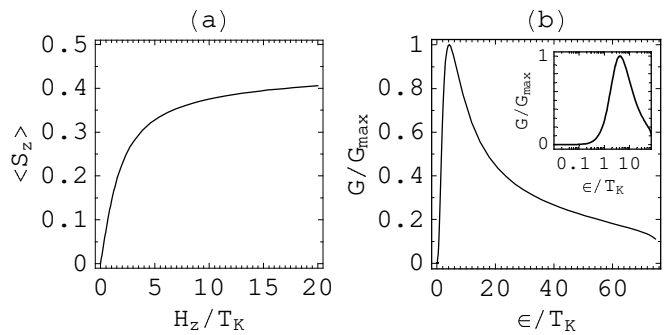


FIG. 3: (a) $\langle S_z \rangle = (\langle n_\uparrow \rangle - \langle n_\downarrow \rangle) / 2$ as a function of H_z / T_K predicted by the exact solution of the anisotropic s - d model [20]. $\langle S_z \rangle$ for negative H_z can be obtained by using $\langle S_z \rangle$ being an odd function of H_z . (b) G/G_{max} vs. ϵ/T_K [19] obtained by Eqs. (5), (7), and the $\langle S_z \rangle$ vs. H_z relation in (a). In these plots, $t_1^L : t_1^R : t_2^L : t_2^R = \sqrt{0.27} : \sqrt{0.33} : \sqrt{0.16} : -\sqrt{0.24}$ ($\lambda_\uparrow / \lambda_\downarrow \approx 1.29$), and $U / (\Gamma_\uparrow + \Gamma_\downarrow) = 7$ are used. G/G_{max} for negative ϵ can be obtained by using G being an even function of ϵ . In the inset, the logarithmic scale is used for the horizontal axis.

Eq. (5). For $|H_z| \lesssim T_K$, $\langle S_z \rangle$ is approximately given by $H_z / (2\pi T_K)$ [20]. Within this linear approximation, the CIR peak positions ϵ_{CIR} are given by

$$\epsilon_{\text{CIR}} \approx \pm \frac{U}{2} \tanh \left(\frac{\pi^2}{2} \frac{T_K}{\Gamma_\uparrow - \Gamma_\downarrow} \right). \quad (9)$$

For $H_z \gg T_K$, $1/2 - \langle S_z \rangle$ is proportional to $(T_K / H_z)^{2\mu/\pi}$ [20], where $\mu \equiv \cos^{-1}[\cos(2\pi\rho_0 J^z) / \cos(2\pi\rho_0 J^+)] \approx 2\pi\rho_0 J_0$ in the weak tunneling regime $\rho_0 J^z, \rho_0 J^+ \ll 1$. Due to the small exponent $2\mu/\pi \approx 4\rho_0 J_0 \ll 1$, $\langle S_z \rangle$ approaches its saturated value $1/2$ very slowly. Combined with Eqs. (5) and (9), this explains the origin of the strongly asymmetric peak shape of the CIRs [12].

Discussion.— First we address the case of the non-degenerate dot levels $\epsilon_{1(2)} = \epsilon \pm \delta/2$. For small δ , the two perturbations $\mathcal{H}_{\text{dot}}^{(2)}, \mathcal{H}_{\text{dot}}^{(3)}$ due to the nondegeneracy may be treated separately. Effects of $\mathcal{H}_{\text{dot}}^{(2)}$ are rather trivial; After the Schrieffer-Wolff transformation, $\mathcal{H}_{\text{dot}}^{(2)}$ becomes $-S_z H_z^\delta$, which renormalizes H_z in Eq. (7) and induces a shift of the CIR peaks to the new positions $\epsilon_{\text{CIR}} \approx \pm (U/2) \tanh[\pi^2 (T_K \mp 2H_z^\delta / \pi) / 2(\Gamma_\uparrow - \Gamma_\downarrow)]$. $\mathcal{H}_{\text{dot}}^{(2)}$ does not alter the peak heights. Effects of $\mathcal{H}_{\text{dot}}^{(3)}$ are rather complicated since it breaks the pseudospin conservation. Equation (5) based on the pseudospin conservation is not applicable and we derive below a more general conductance formula. The time-reversal symmetry is assumed for simplicity. Electrons in the transformed lead [Fig. 1(b)] can be described by the following scattering matrix,

$$\begin{pmatrix} r_{\uparrow\uparrow} & \tau_{\uparrow\downarrow} \\ \tau_{\downarrow\uparrow} & r_{\downarrow\downarrow} \end{pmatrix} = e^{2i\theta_{\text{tot}}} \begin{pmatrix} e^{2i\theta} \cos \phi & i \sin \phi \\ i \sin \phi & e^{-2i\theta} \cos \phi \end{pmatrix}, \quad (10)$$

where $\theta_{\text{tot}} = \pi(\langle n_{\uparrow} \rangle + \langle n_{\downarrow} \rangle)/2 = \pi/2$ in the Coulomb valley due to the Friedel sum rule [13]. After a similar algebra as in the derivation of Eq. (5), one obtains

$$G = G_{\text{max}} |\sin 2\theta \cos \phi - \cot 2\nu \sin \phi|^2, \quad (11)$$

where ν is independent of ϵ with $\cot^2 2\nu = (|t_1^L|^2 + |t_2^L|^2 - |t_1^R|^2 - |t_2^R|^2)/4|t_1^L t_1^{R*} + t_2^L t_2^{R*}|^2$ while θ and ϕ in general depend on ϵ . For small δ , the ϵ -dependence of θ and ϕ can be estimated from the knowledge in the limit $\delta \rightarrow 0$, where the pseudospin flip amplitudes $\tau_{\uparrow\downarrow} = \tau_{\downarrow\uparrow}$ approach zero and thus ϕ and θ approach respectively to zero and $\pi(\langle n_{\uparrow} \rangle - \langle n_{\downarrow} \rangle)/2$. Then in generic situations, where $\tau_{\uparrow\downarrow} = \tau_{\downarrow\uparrow}$ do not vanish in the narrow range of ϵ near the two CIRs, the second term in Eq. (11) does not change its sign near the CIRs whereas the first term changes its sign due to the sign reversal of $\sin 2\theta$. This implies that while the interference between the two terms is destructive near one CIR peak, suppressing the peak height, it is constructive near the other CIR peak, enhancing the peak height. This explains the δ -induced difference of the two CIR peak heights reported in Ref. [12].

Next we remark briefly on the conductance at the dip, G_{dip} , between the two CIR peaks. For $\delta = 0$, the PS always results in $G_{\text{dip}} = 0$ [Eq. (5)]. For nonzero but small δ , G_{dip} should be still exactly 0 if the system has the time-reversal symmetry since the exact cancellation of the two terms in Eq. (11) is possible. If the time-reversal symmetry is broken, a further generalization of Eq. (11) indicates that such an exact cancellation is not generic and G_{dip} acquires a finite value. This result is consistent with Ref. [14, 21].

In summary, we have demonstrated that a spinless quantum dot system with two degenerate single-particle levels allows a conserved pseudospin and that in the presence of the correlation caused by the strong Coulomb interaction, the fluctuations of the pseudospin at the quantum dot give rise to a pair of asymmetric conductance peaks in a Coulomb valley. The relation between these correlation-induced resonances and the phenomenon of the population switching has been established.

This work was supported by the SRC/ERC program (R11-2000-071) and the Basis Research Program (R01-2005-000-10352-0) of MOST/KOSEF, by the POSTECH Core Research Program, and by the KRF Grant (KRF-2005-070-C00055) funded by MOEHRD.

Note added.— After the submission of our paper, preprints [22, 23] reporting similar results appeared.

* Present address: Department of Physics, Massachusetts Institute of Technology, Cambridge, MA 02139, USA

[1] *Mesoscopic Electron Transport*, edited by L. L. Sohn, L. P. Kouwenhoven, and G. Schön (Kluwer, Dodrecht, 1997).

- [2] M. A. Kastner, *Phys. Today* **46**, 24 (1993).
 [3] T. K. Ng and P. A. Lee, *Phys. Rev. Lett.* **61**, 1768 (1988); L. Glazman and M. Raikh, *JETP Lett.* **47**, 452 (1988).
 [4] D. Goldhaber-Gordon *et al.*, *Nature (London)* **391**, 156 (1998); S. M. Cronenwett *et al.*, *Science* **281**, 540 (1998); W. G. van der Wiel *et al.*, *Science* **289**, 2105 (2000).
 [5] K. A. Matveev, *Zh. E'ksp. Teor. Fiz.* **98**, 1598 (1990) [*Sov. Phys. JETP* **72**, 892 (1991)]; *Phys. Rev. B* **51**, 1743 (1995).
 [6] D. Boese, W. Hofstetter, and H. Schoeller, *Phys. Rev. B* **64**, 125309 (2001).
 [7] U. Wilhelm and J. Weis, *Physica E* **6**, 668 (2000); A. W. Holleitner *et al.*, *Phys. Rev. B* **70**, 075204 (2004).
 [8] E. Schuster *et al.*, *Nature (London)* **385**, 417 (1997).
 [9] P. G. Silvestrov and Y. Imry, *Phys. Rev. Lett.* **85**, 2565 (2000); *Phys. Rev. B* **65**, 035309 (2002).
 [10] J. König and Y. Gefen, *Phys. Rev. B* **71**, 201308(R) (2005); M. Sindel *et al.*, *Phys. Rev. B* **72**, 125316 (2005); M. Goldstein and R. Berkovits, *cond-mat/0610810*.
 [11] S. Kim and H.-W. Lee, *Phys. Rev. B* **73**, 205319 (2006).
 [12] V. Meden and F. Marquardt, *Phys. Rev. Lett.* **96**, 146801 (2006); C. Karrasch, T. Enss, and V. Meden, *Phys. Rev. B* **73**, 235337 (2006); A spinless parallel double QD system studied in these reports is equivalent to a single QD system with two single-particle levels.
 [13] J. S. Langer and V. Ambegaokar, *Phys. Rev.* **121**, 1090 (1961).
 [14] H.-W. Lee, *Phys. Rev. Lett.* **82**, 2358 (1999).
 [15] Since the mapping from G to $\langle n_{\uparrow} \rangle - \langle n_{\downarrow} \rangle$ in Eq. (5) is multi-valued, we impose the following constraints to resolve the ambiguity; (i) both $\langle n_{\uparrow} \rangle$ and $\langle n_{\downarrow} \rangle$ approach 0 as $\epsilon \rightarrow +\infty$ and 1 as $\epsilon \rightarrow -\infty$, (ii) $\langle n_{\uparrow} \rangle - \langle n_{\downarrow} \rangle$ is positive for $\epsilon > 0$ and negative for $\epsilon < 0$ (due to the PS mechanism in Ref. [9]), (iii) $d(\langle n_{\uparrow} \rangle - \langle n_{\downarrow} \rangle)/d\epsilon$ is a continuous function of ϵ , (iv) near the conductance peaks, $G - G_{\text{max}} \propto (\epsilon - \epsilon_{\text{peak}})^2$, where ϵ_{peak} denotes the peak center position.
 [16] A. C. Hewson, *The Kondo Problem to Heavy Fermions* (Cambridge University Press, New York, 1993).
 [17] In addition to the terms in Eq. (6), the Schrieffer-Wolff transformation also generates a potential scattering term. This term is not essential and thus ignored.
 [18] A similar expression appears in the context of a QD coupled to ferromagnetic leads [J. Martinek *et al.*, *Phys. Rev. B* **72**, 121302(R) (2005)]. However its effect on the conductance is considerably different.
 [19] The prefactor of T_K in Eq. (8) is not certain. For example, higher order poor man's scaling may modify the prefactor. In Fig. 3(b), the prefactor is assumed to be exactly U for definiteness of the illustration.
 [20] A. M. Tselvelick and P. B. Wiegmann, *Adv. Phys.* **32**, 453 (1983); In this paper, the low H_z series expansion [Eq. (5.2.24)] and the high H_z asymptotics [Eq. (5.2.25)] for $\langle S_z \rangle$ have some typos while the general formula [Eq. (5.2.20)] is correct.
 [21] H.-W. Lee and C. S. Kim, *Phys. Rev. B* **63**, 075306 (2001); P. G. Silvestrov and Y. Imry, *Phys. Rev. Lett.* **90**, 106602 (2003).
 [22] P. G. Silvestrov and Y. Imry, *cond-mat/0609355*.
 [23] V. Kashcheyevs *et al.*, *cond-mat/0610194*.