

Interference of diffusing photons and level crossing spectroscopy

E. Akkermans and O. Assaf

Department of Physics, Technion Israel Institute of Technology, 32000 Haifa, Israel

(Dated: October 13, 2018)

We show that a new interference effect appears in the intensity fluctuations of photons multiply scattered by an atomic gas of large optical depth b . This interference occurs only for scattering atoms that are Zeeman degenerate and it leads to a deviation from the Rayleigh law. The fluctuations measured by their variance, display a resonance peak as a function of an applied magnetic field. The resonance width is proportional to the small factor $1/b$. We derive closed analytic expressions for all these physical quantities which are directly accessible experimentally.

PACS numbers: 71.10.Fd, 71.10.Hf, 71.27.+a

We consider in this letter coherent multiple scattering of photons propagating in cold atomic gases. For Zeeman degenerate atoms, we show that there is a new interference effect which affects the fluctuations of intensity (speckle pattern) of photons transmitted through a gas of large optical depth, but leaves unchanged the average transmitted intensity. This interference shows up in a significant deviation from the Rayleigh law which states that for classical scatterers without internal structure, the variance $\overline{\delta\mathcal{T}^2} = \overline{\mathcal{T}^2} - \overline{\mathcal{T}}^2$ of the transmission coefficient \mathcal{T} is simply related to its average value $\overline{\mathcal{T}}$ by $\overline{\delta\mathcal{T}^2} = \overline{\mathcal{T}}^2$. The averaging over configurations denoted by $\overline{\dots}$ will be defined later. The interference involves the ground state Zeeman sublevels of the atoms. The dependence of this interference on magnetic quantum numbers suggests that it is sensitive to an applied magnetic field H . Our purpose in this letter is to show that indeed the amplified variance presents a resonance as a function of H around a crossing point, and the width of this resonance is

$$\Delta H \simeq a \frac{\hbar\Gamma}{g\mu_0} \frac{l}{L} \quad (1)$$

where l is the photon elastic mean free path through the atomic gas confined into a slab of width L , g is the Landé factor and μ_0 the Bohr magneton. Here, a is a constant of order unity to be determined later, that depends on the details of the atomic structure. All these features are obtained in the limit of diffusing photons, *i.e.*, in a regime where $L \gg l$. Thus the narrowing of the resonance is in principle not limited, which might prove useful in level-crossing spectroscopic measurements. We shall see that the effect we present here shares some kind of analogy with the well-known Franken or Hanle effects [1, 2]. Nevertheless, we emphasize that both the underlying physical mechanisms and the quantities that are being measured are very different from these two effects [3, 4].

We consider the setup of Fig.1. A photon of polarization $\hat{\epsilon}_a$ is incident along a direction \hat{s}_a onto the atomic gas. It is detected in transmission with polarization $\hat{\epsilon}_b$, along \hat{s}_b after being multiply scattered. A time τ later, a second identical photon is detected. We assume that τ

is short enough so that the atoms stay at rest between the two events. The same measurement is repeated after a time $T \gg \tau$, during which the scatterers move. The averaging over spatial disorder results from this motion. The transmitted intensity \mathcal{T} is proportional to the probability of a photon incoming along \hat{s}_a , to emerge along \hat{s}_b . Atoms are modeled as degenerate two-level systems.

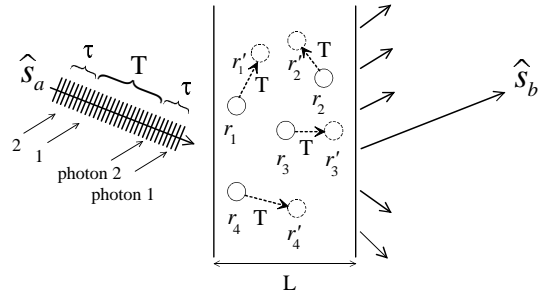


FIG. 1: *Experimental setup.* A CW laser beam is incident onto atoms confined in a slab of width L . A detector placed along the direction \hat{s}_b , records the intensity. During the time interval τ , assumed to be short, the scatterers stay at rest. However, the two photons 1 and 2 experience different atomic internal configurations due to all other photons between them. The measurement is repeated after a time $T \gg \tau$.

We denote by $|m_g\rangle$ the ground state Zeeman sublevels with total angular momentum j_g , $|m_e\rangle$ are the excited states sublevels with total angular momentum j_e , and m is the projection on a quantization axis.

The average transmission coefficient $\overline{\mathcal{T}}$ is obtained by squaring the sum of the scattering amplitudes, $A_n^{\{R,m\}}$, corresponding to a given configuration $\{R, m\}$. Here $\{R\}$ accounts for the spatial positions of all atoms, $\{m\}$ is a notation for their internal Zeeman states both before and after scattering and the index n denotes one possible multiple scattering path. Then,

$$\overline{\mathcal{T}} = \overline{\left| \sum_n A_n^{\{R,m\}} \right|^2} = \sum_{nn'} \overline{A_n^{\{R,m\}} A_{n'}^{\{R,m\}*}} \quad (2)$$

where $\overline{\dots}$ denotes a configuration average over both $\{R\}$ and $\{m\}$. When averaging over $\{R\}$, all cross terms

$n \neq n'$ vanish because of large fluctuating phase shifts, so that $\overline{\mathcal{T}} \simeq \sum_n |A_n^{(m)}|^2$. This expression is the leading approximation in the weak disorder limit $k_0 l \gg 1$, where k_0 is the photon wave number [5]. The two photons detected at $t = 0$ and $t = \tau$ are separated by many undetected photons (see Fig.1) which may change the internal states of atoms. Therefore, if $\{m\}$ and $\{m'\}$ refer to the atomic internal configuration seen by the two detected photons, then we can assume that there is no correlation between $\{m\}$ and $\{m'\}$.

Similarly, the correlation function of the transmission coefficients \mathcal{T} and \mathcal{T}' of the two detected photons is

$$\overline{\mathcal{T}\mathcal{T}'} = \sum_{ijkl} \overline{A_i^{\{R,m\}} A_j^{\{R,m\}*} A_k^{\{R,m'\}} A_l^{\{R,m'\}*}} \quad (3)$$

As before, the averaging over $\{R\}$ leaves only pairs of amplitudes having exactly opposite phase shifts. Thus, to leading order in weak disorder, the only non vanishing contributions involve two possible pairings of amplitudes, either $i = j, k = l$, which gives $\overline{\mathcal{T}\mathcal{T}'}$, or $i = l, j = k$, so that defining $\mathcal{C}^2 = \overline{\mathcal{T}\mathcal{T}'} - \overline{\mathcal{T}}\overline{\mathcal{T}'}$, we obtain

$$\mathcal{C}^2 = \sum_{ij} \overline{A_i^{\{m\}} A_i^{\{m'\}*} A_j^{\{m'\}} A_j^{\{m\}*}} \quad (4)$$

This correlation function appears as products of two amplitudes, that correspond to different internal configurations $\{m\}$ and $\{m'\}$, but to the same scattering path i (or j). Most of multiple scattering paths i and j do not share common scatterers so that we can average $A_i^{\{m\}} A_i^{\{m'\}*}$ and $A_j^{\{m'\}} A_j^{\{m\}*}$ separately, since these averages are taken upon different atoms, and finally,

$$\mathcal{C}^2 = \left| \sum_i \overline{A_i^{\{m\}} A_i^{\{m'\}*}} \right|^2. \quad (5)$$

Since generally $\{m\} \neq \{m'\}$, the interference occurs between distinct Zeeman sublevels of the *ground state*, unlike the Franken or Hanle effects, where the interference involves distinct *excited* sublevels. This constitutes a new kind of interference, which originates from the fact that it is the correlation function rather than the average intensity, that is considered.

In the theory of multiple scattering it is helpful to use a continuous description [5]. In this framework, one defines two *Diffuson* functions $\mathcal{D}^{(i,c)}$ by [6]

$$\overline{\mathcal{T}} = \int d\mathbf{r} d\mathbf{r}' \mathcal{D}^{(i)}(\mathbf{r}, \mathbf{r}') \quad \text{and} \quad \mathcal{C} = \left| \int d\mathbf{r} d\mathbf{r}' \mathcal{D}^{(c)}(\mathbf{r}, \mathbf{r}') \right| \quad (6)$$

The two functions $\mathcal{D}^{(i,c)}$ are obtained from an iteration equation (also called ladder diagram) whose structure is based on two elementary vertices $\mathcal{V}^{(i,c)}$, that describe the microscopic details of the scattering process. The iteration of the elementary vertices is written symbolically as

$$\mathcal{D} = \mathcal{V} + \mathcal{V}\mathcal{W}\mathcal{V} + \dots = \mathcal{V} + \mathcal{D}\mathcal{W}\mathcal{V} \quad (7)$$

where \mathcal{D}, \mathcal{V} stand for $\mathcal{D}^{(i,c)}, \mathcal{V}^{(i,c)}$. \mathcal{V} accounts for a single scattering and $\mathcal{D}\mathcal{W}\mathcal{V}$ represents its iteration. The quantity \mathcal{W} describes the propagation of the photon intensity between successive scattering events and it will be described later on.

Generally, the elementary vertex is obtained by coupling two scattering amplitudes. It is given by

$$\mathcal{V} = \sum_{m_i m_e m'_e} \frac{\langle m_2 | V(\hat{\varepsilon}_1, \hat{\varepsilon}_2) | m_1 \rangle \langle m_4 | V(\hat{\varepsilon}_3, \hat{\varepsilon}_4) | m_3 \rangle^*}{(\omega - \omega_{m_1 m_e} + i\frac{\Gamma}{2})(\omega - \omega_{m_3 m'_e} - i\frac{\Gamma}{2})} \quad (8)$$

where the operator $V(\hat{\varepsilon}', \hat{\varepsilon}) = \hat{\varepsilon}'^* \cdot \mathbf{d} | m_e \rangle \langle m_i | \mathbf{d} \cdot \hat{\varepsilon}$ results from the dipolar interaction energy $-\mathbf{d} \cdot \mathbf{E}$ between atoms and photons. \mathbf{d} and \mathbf{E} are respectively the atomic dipole and electric field operators. The states $| m_i \rangle$ are Zeeman sublevels of the atomic ground state, and $| m_e \rangle, | m'_e \rangle$ are those of the excited state. We have defined the energy difference $\hbar\omega_{ij} = E_j - E_i$ and the photon frequency ω . We assume that the ground state Zeeman sublevels are equiprobable so that the corresponding density matrix reduces to the factor $1/(2j_g + 1)$.

The elementary vertex $\mathcal{V}^{(i)}$, that corresponds to the average intensity, is obtained by setting $m_1 = m_3, m_2 = m_4, \hat{\varepsilon}_1 = \hat{\varepsilon}_3$ and $\hat{\varepsilon}_2 = \hat{\varepsilon}_4$ in (8). Up to a proportionality factor, $\mathcal{V}^{(i)}$ is nothing but the differential cross section for this scattering process. Assuming a broad line excitation [8], we average $\mathcal{V}^{(i)}$ over ω , leading to [2]

$$\mathcal{V}^{(i)} = \sum_{m_1 m_2} \sum_{m_e m'_e} \frac{B_{12}(m_e) B_{12}^*(m'_e)}{i\omega_{m_e m'_e} + \Gamma} \quad (9)$$

where $B_{12}(m_e) = \langle m_2 | \hat{\varepsilon}_2^* \cdot \mathbf{d} | m_e \rangle \langle m_e | \mathbf{d} \cdot \hat{\varepsilon}_1 | m_1 \rangle$. A magnetic field removes the level degeneracy and leads to a Zeeman splitting, so that two kinds of terms appear in (9) depending on whether $m_e = m'_e$ or $m_e \neq m'_e$. Terms for which $m_e = m'_e$, are independent of magnetic field and give the incoherent scattering cross section. The terms $m_e \neq m'_e$ depend on magnetic field and describe interferences between two distinct scattering amplitudes.

For the vertex $\mathcal{V}^{(c)}$, each one of the two coupled scattering amplitudes in (8) might belong to a distinct atomic configuration (see (5)), meaning that we must consider distinct couples of initial ($| m_1 \rangle, | m_3 \rangle$) and final ($| m_2 \rangle, | m_4 \rangle$) atomic states, as well as two initial ($\hat{\varepsilon}_1, \hat{\varepsilon}_3$) and final ($\hat{\varepsilon}_2, \hat{\varepsilon}_4$) polarization states. Summations over the quantum numbers m_i result from averaging over initial atomic states and from non detected final states. The vertex $\mathcal{V}^{(c)}$ involves more interference terms than those already appearing in $\mathcal{V}^{(i)}$. A non degenerate ground state leads immediately, using (8), to $\mathcal{V}^{(i)} = \mathcal{V}^{(c)}$ so that we recover the Rayleigh law, $\mathcal{C}^2 = \overline{\mathcal{T}\mathcal{T}'}$ [5]. Degenerate states produce additional interference terms in $\mathcal{V}^{(c)}$ so that $\mathcal{C}^2 > \overline{\mathcal{T}\mathcal{T}'}$ (see Fig.2). An applied magnetic field removes the degeneracy and therefore affects the interference pattern.

We now calculate the Diffusons \mathcal{D} given by the iteration (7). We first decompose the various terms into

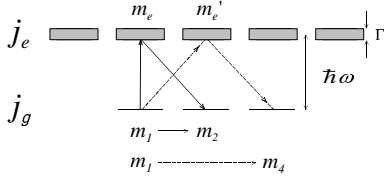


FIG. 2: Example of a term which, for the transition $j_g = 1 \rightarrow j_e = 2$, contributes to $\mathcal{V}^{(c)}$, but not to $\mathcal{V}^{(i)}$. The solid and dashed lines refer respectively to the two quantum amplitudes that appear in (8). For large enough magnetic field, this contribution vanishes since Zeeman splitting takes it far from resonance.

components in a standard basis,

$$\mathcal{V} = \sum_{\alpha\beta\gamma\delta} (\hat{\varepsilon}_1)_{-\alpha} (\hat{\varepsilon}_2)^*_{\gamma} (\hat{\varepsilon}_3)^*_{-\beta} (\hat{\varepsilon}_4)_{\delta} \mathcal{V}_{\alpha\beta,\gamma\delta}. \quad (10)$$

Likewise, Eq.(7) acquires a tensorial form,

$$\mathcal{D}_{\alpha\beta,\gamma\delta} = \mathcal{V}_{\alpha\beta,\gamma\delta} + W \sum_{\mu\nu\rho\sigma} \mathcal{D}_{\alpha\beta,\mu\nu} \mathcal{P}_{\mu\nu,\rho\sigma} \mathcal{V}_{\rho\sigma,\gamma\delta}. \quad (11)$$

Here W describes the scalar part of \mathcal{W} and $\mathcal{P}_{\alpha\beta,\gamma\delta} = \langle (\delta_{\alpha\gamma} - (-)^{\gamma} \hat{s}_{\alpha} \hat{s}_{-\gamma}) (\delta_{\beta\delta} - (-)^{\beta} \hat{s}_{-\beta} \hat{s}_{\delta}) \rangle$ accounts for the polarization dependent part. This follows at once by noticing that after being scattered by an atom, the two outgoing photon amplitudes propagate with a wavevector $\hat{\mathbf{s}} = \mathbf{k}/k_0$, random in direction but identical for both, and with two different polarization components. Since $\hat{\mathbf{s}}$ is random, the intensity propagation is averaged $\langle \dots \rangle$ over photon wavevectors direction. The term $\delta_{\mu\nu} - (-)^{\nu} \hat{s}_{\mu} \hat{s}_{-\nu}$ expresses transversality. The two tensors $\mathcal{P}_{\alpha\beta,\gamma\delta}$ and $\mathcal{V}_{\alpha\beta,\gamma\delta}$ can be written as 9×9 matrices. The iteration (7) rewrites $\mathcal{D} = (1 + W\mathcal{V}\mathcal{P} + (W\mathcal{V}\mathcal{P})^2 + \dots)\mathcal{V}$. We now use the spectral decomposition theorem to expand $\mathcal{V}\mathcal{P} = \sum_K u_K T^{(K)}$, where u_K 's are the eigenvalues of $\mathcal{V}\mathcal{P}$ and the $T^{(K)}$'s define an orthonormal set of (generally) 9 projectors [7]. Then, with the help of (11), we find

$$\mathcal{D}_{\alpha\beta,\gamma\delta}^{(i,c)} = \sum_K U_K^{(i,c)} \left(\mathcal{V}_K^{(i,c)} \right)_{\alpha\beta,\gamma\delta} \quad (12)$$

with $\mathcal{V}_K^{(i,c)} = T^{(K)} \mathcal{V}^{(i,c)}$ and

$$U_K^{(i,c)} \simeq \frac{8\pi c\Lambda}{3l^2} \frac{1/u_K^{(i,c)}}{\gamma_K^{(i,c)} + Dq^2} \quad (13)$$

where $\Lambda = (2j_e + 1)/3(2j_g + 1)$ and \mathbf{q} (with $q = |\mathbf{q}|$) is the Fourier variable of the difference $\mathbf{R} = \mathbf{r}' - \mathbf{r}$ between the two endpoints of a multiple scattering sequence. The *r.h.s* in (13) is obtained by using the diffusion approximation (*i.e.* $ql \ll 1$), so that $W(q) \simeq \frac{3}{2\Lambda}(1 - q^2 l^2/3)$, where $D = cl/3$ is the photon diffusion coefficient [5]. We identify the set of characteristic damping rates

$$\gamma_K^{(i,c)} = \frac{c}{l} \left(\frac{2\Lambda}{3u_K^{(i,c)}} - 1 \right). \quad (14)$$

The term $\frac{2}{3}\Lambda$ is the total cross section conveniently normalized. According to the values of $u_K^{(i,c)}$, we identify 3 kinds of modes. A positive $\gamma_K^{(i,c)}$ describes an exponentially damped mode. A vanishing $\gamma_K^{(i,c)}$ corresponds to an infinite range stable mode which ensures energy conservation, and a negative damping rate describes an amplified mode. The largest eigenvalue of $\mathcal{V}^{(i)}\mathcal{P}$ is $u_0^{(i)} = 2\Lambda/3$, thus leading to one stable mode. For degenerate scatterers ($j_g, j_e > 0$), and without magnetic field, $\mathcal{D}^{(c)}$ has one amplified mode, whose occurrence results from the fact that all terms that contribute to $\mathcal{V}^{(i)}$, contribute also to $\mathcal{V}^{(c)}$ [7]. However, there are interference terms that contribute to $\mathcal{V}^{(c)}$ only (Fig.2). Therefore, the largest eigenvalue of $\mathcal{V}^{(c)}\mathcal{P}$ becomes greater than $\frac{2}{3}\Lambda$, thus making the corresponding damping rate negative.

We now rewrite (12) in real space,

$$\mathcal{D}^{(i,c)}(\mathbf{r}, \mathbf{r}') = \sum_K Y_K^{(i,c)} \int_0^\infty dt \mathcal{D}(\mathbf{r}, \mathbf{r}', t) e^{-\gamma_K^{(i,c)} t} \quad (15)$$

where $Y_K^{(i,c)}$ are two angular functions that depend on the incoming and outgoing polarizations $\hat{\varepsilon}_a$ and $\hat{\varepsilon}_b$ [7]. The scalar Diffuson propagator $\mathcal{D}(\mathbf{r}, \mathbf{r}', t)$ obeys a diffusion equation whose solution for a slab geometry is well known [5] and leads for (6) to

$$\mathcal{C} = \sum_K Y_K^{(c)} \frac{\sinh^2(l/L_K^{(c)})}{(l/L_K^{(c)}) \sinh(L/L_K^{(c)})} \quad (16)$$

where we have defined $L_K^{(c)} = \sqrt{D/\gamma_K^{(c)}}$. The average transmission coefficient $\overline{\mathcal{T}}$ is given by the same relation (16) provided we replace $(L_K^{(c)}, Y_K^{(c)})$ by $(L_K^{(i)}, Y_K^{(i)})$ defined accordingly.

The dominant contribution to the average intensity $\overline{\mathcal{T}}$ is the stable, energy conserving mode $\gamma_0^{(i)} = 0$. The two other modes have positive damping rates and are negligible compared to this stable mode. They express photon depolarization in multiple scattering. The stable mode leads to $\overline{\mathcal{T}} \propto l/L = 1/n\sigma L$. Here n is the density of scatterers and σ is the single scattering total cross section. However, the total cross section is independent of the magnetic field H [2]. This can be understood as follows. Starting from (9), the outgoing polarization dependent part is a sum of terms like $\sum_{\hat{\varepsilon}_2 \perp \mathbf{k}} \langle m_2 | \hat{\varepsilon}_2^* \cdot \mathbf{d} | m_e \rangle \langle m_e' | \hat{\varepsilon}_2 \cdot \mathbf{d} | m_2 \rangle = \sum_{\mathbf{k}} (\varepsilon_{2\alpha} \varepsilon_{2\beta} + \varepsilon'_{2\alpha} \varepsilon'_{2\beta}) \langle m_2 | d_{\alpha} | m_e \rangle \langle m_e' | d_{-\beta} | m_2 \rangle$, where \mathbf{k} is the outgoing wave vector, and (α, β) are the standard components of \mathbf{d} that contribute to the transitions. Integrating over \mathbf{k} imposes $\alpha = -\beta$, which implies $m_e = m_e'$. Thus the interference terms in (9) does not contribute to σ , which is therefore independent of H . As a consequence, $\overline{\mathcal{T}}$ is also independent of H .

The intensity correlation function \mathcal{C} is dominated by the amplified mode driven by the negative damping rate $\gamma_0^{(c)}$. The integral in (15) is cutoff by $t_{max} = \mathcal{L}/c$ where

$\mathcal{L} = cL^2/D$ is the longest path of a diffusing photon. Eq.(16) thus leads to [7]

$$\mathcal{C} = Y_0^{(c)} \left(\frac{\sin^2(\frac{X}{b})}{X \sin X} - 2 \sin^2\left(\frac{\pi}{b}\right) \frac{e^{-\pi^2 + X^2}}{\pi^2 - X^2} \right) \quad (17)$$

where $X = L/L_0^{(c)}$ and $b = L/l$ is the optical depth. This expression is displayed in Fig.3 as a function of the dimensionless magnetic field $s = g\mu_0 H/\hbar\Gamma$. It retains the

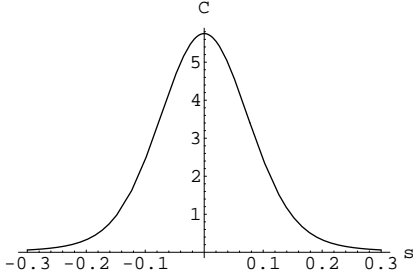


FIG. 3: Plot of \mathcal{C} given by (17) as a function of the dimensionless magnetic field s . We denote by Δ its FWHM. This plot corresponds to the $j_g = 1 \rightarrow j_e = 2$ transition and $b = 5$.

shape of a resonance curve whose FWHM is given by (1). To derive it, we expand $\mathcal{V}^{(c)}(s)$ to first order in s , leading for the amplified mode to $u_0^{(c)}(s) \simeq u_0^{(c)}(0) - \beta s^2$ where β is a constant that depends on the specific scattering atom. According to (14), the corresponding damping rate becomes,

$$\gamma_0^{(c)}(s) \simeq \gamma_0^{(c)}(0) + \frac{2\beta c \Lambda}{3u_0^{(c)2} l} s^2 \quad (18)$$

By rewriting $X = b\sqrt{l^2\gamma_0^{(c)}(s)/D}$, and making use of (18), we obtain $X = b\sqrt{f_0 - f_2 s^2}$, where the two constants f_0 and f_2 are given by $f_0 = (2\Lambda/u_0^{(c)}) - 3$ and $f_2 = 2\Lambda\beta/u_0^{(c)2}$. For large enough optical depth $b = L/l$, *i.e.*, in the diffusive regime where expression (17) applies, the FWHM Δ behaves linearly with $1/b$ as shown in Fig.4. The corresponding slope is easily calculated from (17) and restoring units, we obtain for ΔH the expression (1) with $a = 2\sqrt{\ln 2/f_2}$.

To summarize, we have shown that in multiple scattering, interference of diffusing photons scattered by atoms in the presence of a magnetic field near a level crossing (or close to zero field) shows up as a resonance peak in the intensity correlation function \mathcal{C} . Its width, given by Eq.(1), is inversely proportional to the optical depth $b = L/l$. The diffusive regime corresponds to large values of b (typically $b \simeq 10^2$), so that the sensitivity of the

interference to a magnetic field is significantly enhanced. This could be used towards more precise measurements in level crossing spectroscopy, in the limit of dense atomic gases where multiple scattering cannot be neglected anymore.

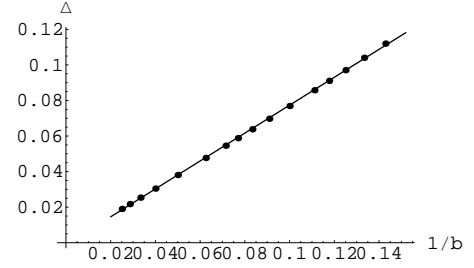


FIG. 4: FWHM Δ of \mathcal{C} plotted versus $1/b$. The points are obtained from (17) in which f_2 results from a direct numerical calculation of $\gamma_0^{(c)}(s)$. The slope of this linear behavior is in good agreement with the predicted expression $2\sqrt{\ln 2/f_2} \simeq 0.76$ obtained for the transition $j_g = 1 \rightarrow j_e = 2$.

It is a pleasure to thank C. Cohen-Tannoudji for his interest in this work and his comments. This research is supported in part by the Israel Academy of Sciences and by the Fund for Promotion of Research at the Technion.

-
- [1] E. Arimondo *et al.*, Rev. Mod. Phys. **49**, 31 (1977) and C. Cohen-Tannoudji, *Optical pumping and interaction of atoms with the electromagnetic field*, Cargèse lectures in Physics, M. Lévy ed. (Gordon and Breach 1968)
 - [2] P.A. Franken, Phys. Rev. **121**, 508 (1961) and M.E. Rose and R.L. Carovillano, Phys. Rev. **122**, 1185 (1961)
 - [3] J.P. Barrat, J. Phys. Rad., **20**, 633 (1959), A. Omont, J. Phys. Rad. **26**, 576 (1965)
 - [4] G.W. Series *et al.*, Proc. Roy. Soc. (London) A **293**, 70 (1966)
 - [5] E. Akkermans and G. Montambaux, *Physique mésoscopique des électrons et des photons*, (EDP Sciences 2004) and E. Akkermans and G. Montambaux, JOSA B **21**, 101 (2004)
 - [6] All prefactors that depend on the geometry of the sample and on the strength and shape of the photon source have been absorbed in the definitions of $\mathcal{D}^{(i,c)}$.
 - [7] O. Assaf and E. Akkermans, Technion preprint (2006)
 - [8] The broad band assumption is only for convenience. For weak enough magnetic fields, both broad band and monochromatic waves give similar results for the intensity. For more details see W. Rasmussen *et al.* Opt. Com. **12**, 315 (1974) and [7]