

# Transition from isolated to overlapping resonances in the open system of interacting fermions

G.L. Celardo,<sup>1</sup> F.M. Izrailev,<sup>1</sup> V.G. Zelevinsky,<sup>2</sup> and G.P. Berman<sup>3</sup>

<sup>1</sup>*Instituto de Física, Universidad Autónoma de Puebla,  
Apartado Postal J-48, Puebla, Pue., 72570, México*

<sup>2</sup>*NSCL and Department of Physics and Astronomy,  
Michigan State University, East Lansing, Michigan 48824-1321, USA.*

<sup>3</sup>*Theoretical Division and CNLS, Los Alamos National Laboratory, Los Alamos, New Mexico 87545, USA.*

(Dated: May 25, 2019)

We show how the statistical properties of resonance widths and spacings in an open system of interacting fermions are radically changing at the transition between isolated and overlapping resonances, as a function of the coupling to the continuum and the strength of random two-body interaction inside the system. The results can be applied to the analysis of neutron cross sections, as well as in the physics of mesoscopic devices with strongly interacting electrons.

PACS numbers: 05.50.+q, 75.10.Hk, 75.10.Pq

Physics of marginally stable mesoscopic systems is an important part of current scientific interest, both in nuclear physics and in condensed matter physics. The center of attention in nuclear physics moved to nuclei far from the line of stability. Exotic nuclei have low binding energy so that the continuum states are easily excited by a weak external perturbation and appear as the closest virtual states in quantum-mechanical calculations. The correct description of interplay between reactions and intrinsic structure is also important for practical applications connected to neutron cross sections at low and intermediate energy. Mesoscopic solid-state devices, such as quantum dots and quantum wires, are open being explicitly coupled to the outside world. For future quantum computers the working interaction to the environment sets, at the same time, a danger of decoherence. In all such cases, a transition from a consideration of a closed model system to a realistic open system in its interaction with continuum becomes necessary.

A working instrument in the unified description of intrinsic states and reactions, or decay channels, is an *effective non-Hermitian Hamiltonian*  $\mathcal{H}$  derived by elimination of channel variables, for example with the help of the projection method [1, 2, 3, 4, 5]. This Hamiltonian describes the intrinsic dynamics of an open system; its eigenvalues are *complex energies*,  $\mathcal{E}_j = E_j - \frac{i}{2}\Gamma_j$ , where the width  $\Gamma$  determines the lifetime of the resonance,  $\tau \sim \hbar/\Gamma$ . The imaginary part of  $\mathcal{H}$ , factorized in the amplitudes of entrance and exit channels, is dictated by the unitarity of the scattering matrix. The factorization brings in remarkable consequences observed in numerical simulations [6] and explained theoretically in Refs. [7], where the analogy to optical *superradiance* [8] of coherently radiating atomic emitters was pointed out. When typical widths  $\Gamma$  are small compared to the level spacing,  $D$ , on the real energy axis,  $\Gamma/D \ll 1$ , the cross sections display *isolated* resonances. In the critical region  $\Gamma/D \approx 1$  with crossover to *overlapping* resonances, the width distribution displays sharp segregation of broad short-lived (superradiant) states and very narrow long-

lived (*trapped*) states. In the language of nuclear physics, this is a segregation between direct and compound processes [4, 7, 9].

Below we study the statistical properties of resonance widths and spacings in the transitional regime explicitly taking into account the regular or chaotic dynamics inside the system [10, 11]. The statistical properties of chaotic states can be identified with those of the Gaussian Orthogonal Ensemble (GOE) [12]. Here, for the first time the truly *two-body random ensemble* (TBRE) for the intrinsic interaction is considered that allows one to vary the degree of internal chaos in an open system. With the non-Hermitian approach, random two-body dynamics was used in Ref. [13] in the limit of a very strong interaction, when the influence of the mean field was neglected.

We consider a set of a large number,  $N$ , of intrinsic many-body states  $|i\rangle$  with the same exact quantum numbers. The states are unstable being coupled to  $M$  open decay channels. The dynamics of the whole system is governed by an effective non-Hermitian Hamiltonian [2, 7] given by a sum of two  $N \times N$  matrices,

$$\mathcal{H} = H - \frac{i}{2}W; \quad W_{ij} = \sum_{c=1}^M A_i^c A_j^c; \quad (1)$$

the intrinsic states are labeled as  $i, j, \dots$  and decay channels as  $a, b, c, \dots$ . Here  $H$  describes Hermitian internal dynamics, while  $W$  contains the amplitudes  $A_i^c$  coupling intrinsic states  $|i\rangle$  to the channels  $c$ . Under time-reversal invariance, both  $H$  and  $W$  are real symmetric matrices. Below, the real amplitudes  $A_i^c$  are assumed to be random independent Gaussian variables with zero mean and variance  $\langle A_i^c A_j^{c'} \rangle = \delta_{ij} \delta^{cc'} \gamma^c / N$ . The parameters  $\gamma^c$  with dimension of energy characterize the coupling to the channel  $c$ . Such a normalization is convenient if the energy interval  $ND$  covered by decaying states is finite. We neglect a possible explicit energy dependence of amplitudes.

We model  $H$  by the TBRE for  $n$  fermions distributed over  $m$  “orbitals”; the total number of many-body states

is  $N = m!/[n!(m-n)!]$ ; in our simulations  $n = 6$ ,  $m = 12$ ,  $N = 924$ . In the TBRE,  $H = H_0 + V$ , where  $H_0$  describes the mean field orbitals, and  $V$  is a two-body interaction between the particles [11]. The *single-particle* energies,  $\epsilon_s$ , are assumed to have a Poissonian distribution of spacings, with the mean level density  $1/d_0$ . The interaction  $V$  is characterized by the variance of the two-body random matrix elements,  $\langle V_{s_1, s_2; s_3, s_4}^2 \rangle = v_0^2$ . While at  $v_0 = 0$  we have a Poissonian spacing distribution  $P(s)$ , for  $d_0 = 0$  (infinitely strong interaction,  $v_0/d_0 \rightarrow \infty$ ),  $P(s)$  is close to the Wigner-Dyson distribution typical for a chaotic system. In parallel we also consider  $H$  belonging to the GOE [7, 14] that corresponds to a *many-body* interaction, when the matrix elements are Gaussian random variables,  $\langle H_{ij}^2 \rangle = 1/N$  for  $i \neq j$  and  $\langle H_{ij}^2 \rangle = 2/N$  for  $i = j$ . For the TBRE, we mainly analyze three most important cases: (i) Poisson ensemble with no interaction,  $v_0 = 0$ ; (ii) moderate interaction slightly below the transition to quantum chaos,  $v_0 = d_0/30$ , see Ref. [11], and (iii)  $d_0 = 0$ , when the mean field part is neglected (formally  $v_0 \rightarrow \infty$ ).

The effective Hamiltonian (1) determines the reaction cross sections,  $\sigma^{ba}(E) \propto |T^{ba}(E)|^2$ , or the scattering matrix  $S = 1 - iT$ . The reaction amplitudes, neglecting the smooth potential phases irrelevant for our purposes, are expressed in terms of the amplitudes  $A_i^c$ :

$$T^{ba}(E) = \sum_{i,j}^N A_i^b \left( \frac{1}{E - \mathcal{H}} \right)_{ij} A_j^a. \quad (2)$$

The complex eigenvalues  $\mathcal{E}_j$  of  $\mathcal{H}$  coincide with the poles of the  $S$ -matrix and, for small  $\gamma$ , determine energies and widths of separated resonances. In the simulations we consider an energy interval at the center of the spectrum of  $\mathcal{H}$  with the constant level density  $\rho(0) = D^{-1}$ . As  $\gamma$  grows, the resonances start to overlap, the effective parameter being  $\kappa^a = \pi\gamma^a/2ND$ . The transmission coefficient  $T^a = 1 - |\langle S^{aa} \rangle|^2$  in the channel  $a$  is maximal (equal to 1) at the critical point,  $\kappa^a = 1$ , that marks the transition to superradiance and trapping. We study the statistical properties of resonance widths and spacings as a function of the interaction between particles (ratio  $v_0/d_0$ ) and of the continuum coupling parameter  $\kappa$ . We assume  $M$  equiprobable channels,  $\kappa^a = \kappa$ ; the maximum value of  $M$  we considered is  $M = 10$ . For each value of  $\kappa$  we have used  $N_r = 100$  realizations of the Hamiltonian matrices, with further averaging over energy.

At a critical value  $\kappa \approx 1$ , a segregation of the resonance widths occurs [7, 15]. The widths of  $M$  resonances are increasing by the expense of the remaining  $N - M$  resonances. For weak coupling,  $\kappa \ll 1$ , the widths are given by diagonal matrix elements,  $\Gamma_i = \langle i|W|i \rangle = \sum_{c=1}^M (A_i^c)^2$ , and the mean width  $\langle \Gamma \rangle = \gamma M/N$ . In the limit of strong coupling,  $\kappa \gg 1$ , the widths of  $M$  broad resonances are the non-zero eigenvalues of the matrix  $W$ . As for the remaining “trapped” states, their widths decrease  $\propto 1/\gamma$ .

In Fig. 1 we show how the average width (normalized to the mean level spacing  $D$ ) depends on  $\kappa$  for different

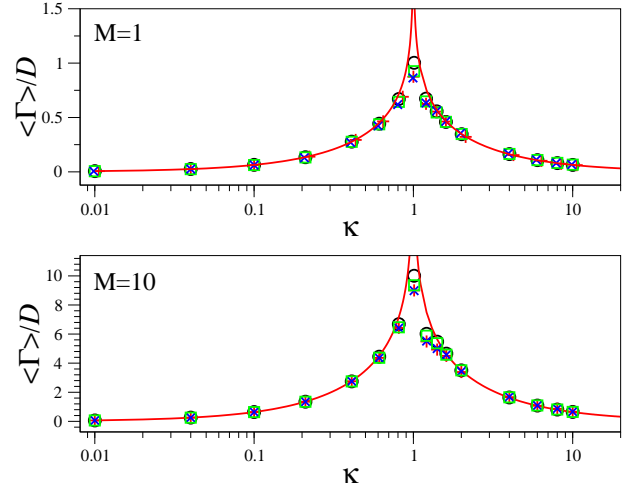


FIG. 1: (Color online) Average widths versus coupling strength  $\kappa$  for  $M = 1$  (upper panel) and  $M = 10$  (low panel). Solid curves show the expression (4). Circles refer to the GOE case, pluses to  $v_0 = 0$ , crosses to  $v_0 = d_0/30$ , and squares to  $v_0/d_0 = \infty$

values of  $v_0/d_0$ . The averaging was performed over all resonances for  $\kappa < 1$ , and over  $N - M$  narrow resonances for  $\kappa > 1$ . The results are compared with the Moldauer-Simonius (MS) relation [16, 17] (that follows also from our statistical assumptions)

$$\sum_{c=1}^M \ln(1 - T^c) = -2\pi \frac{\langle \Gamma \rangle}{D}. \quad (3)$$

For our case of  $M$  equivalent channels it can be shown,

$$\frac{\langle \Gamma \rangle}{D} = \frac{M}{\pi} \ln \left| \frac{1 + \kappa}{1 - \kappa} \right|. \quad (4)$$

Here we put the absolute value of the ratio under the logarithm, in order to extrapolate this expression beyond the transition point, for  $\kappa > 1$ . Our results show that the extrapolated MS-formula works well for any interaction strength. For one channel, this result was obtained in Ref. [7, 9]; here we see that the MS-expression is also valid for a large number of channels, independently of the interaction strength. According to [18], the divergence of  $\langle \Gamma \rangle$  at  $\kappa = 1$  is due to the (non-integrable) power-law behavior for large  $\Gamma$ , see below; in the numerical simulation, see Fig. 1, there is no divergence because of the finite number of resonances.

In Fig. 2 we show the width distribution for different values of  $v_0/d_0$  and  $\kappa = 0.01, 1$ , and  $10$ . For the weak coupling, Fig. 2a shows that the  $\chi^2$ -distribution is valid for any strength of the interaction. However, when  $\kappa$  increases, Fig. 2b and 2c, a clear dependence on the interaction strength emerges. For large  $\kappa$  the width distribution for the GOE, as well as for very strong interaction,

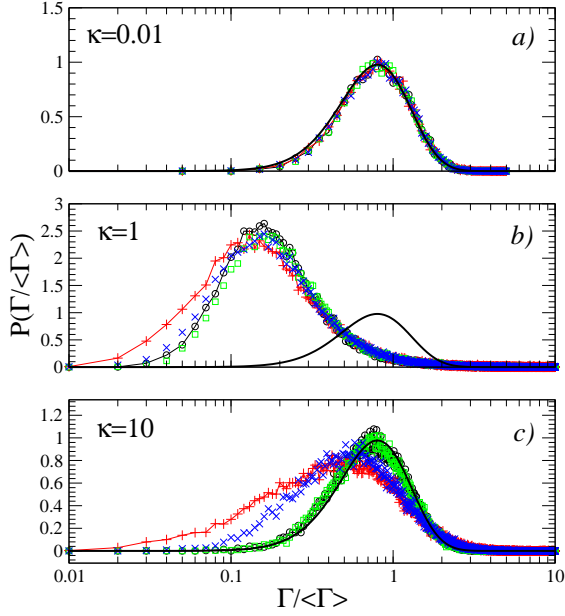


FIG. 2: (Color online) Width distribution,  $P(\Gamma/\langle\Gamma\rangle)$ , for  $M = 10$  and  $\kappa = 0.01$  (panel a),  $\kappa = 1$  (panel b), and  $\kappa = 10$  (panel c). Symbols are the same as in Fig. 1. The  $\chi^2_{10}$  distribution is shown with smooth curve.

$v_0/d_0 \rightarrow \infty$ , is again given by the  $\chi^2_M$  distribution, contrary to the cases of the finite interaction strength. As was first noted in Ref. [19], as  $\kappa$  increasing, the width distribution becomes broader than the  $\chi^2$  distribution.

Analytical approaches are developed for  $\kappa \leq 1$  only. The one-channel case was studied in Ref. [20]. The case of any number of channels has been addressed in Ref. [18], but practically the comparison with the data can be performed for  $M = 2$  only due to a very complicated form of the general expression. In Fig. 3 we report our data for the width distribution *at the transition point*  $\kappa = 1$  for different values of  $v_0$ , along with the  $\chi^2_M$  distribution that is expected to be valid for small and large coupling. In the lower panel we show a good agreement with the result Ref. [18] for  $M = 2$ ,

$$P(y) = -\frac{1}{4y^3} [-2y + 1 - (2y + 1)e^{-4y}], \quad y = N\frac{\Gamma}{2}, \quad (5)$$

that was derived for a non-random continuum coupling (in contrast to a random coupling in our model); nevertheless, the agreement with our numerical result is excellent. The behavior in the tails  $\sim \Gamma^{-2}$  leads to the divergence of  $\langle\Gamma\rangle$  in agreement with the MS-formula.

It is instructive to show how the variance of the widths, Fig. 4, depends on the coupling strength. The prediction of the  $\chi^2_M$  distribution that the variance is  $2/M$  independently of  $\kappa$  is correct for very weak and very strong coupling. As expected, the variance takes its maximal value at the transition point  $\kappa = 1$  (it diverges for  $N \rightarrow \infty$ ). As for the dependence on  $v_0$ , the less chaotic is the intrinsic dynamics, the larger is the width variance. For the GOE and  $v_0/d_0 \rightarrow \infty$ , the system returns to the

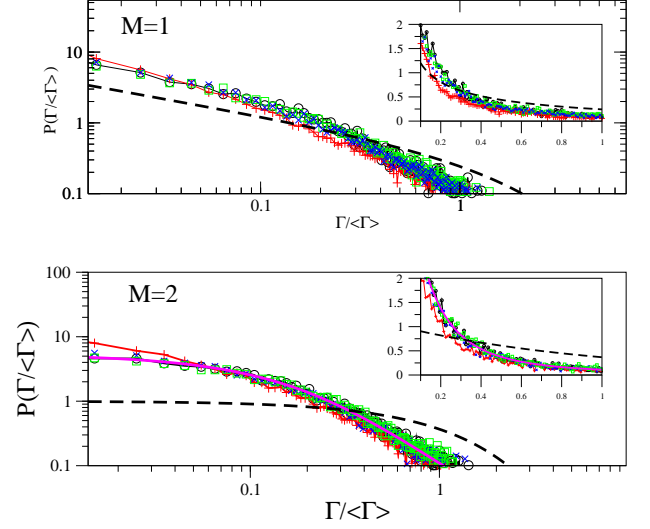


FIG. 3: (Color online) Width distribution for  $\kappa = 1$  and  $M = 1$  (upper panel), and for  $M = 2$  (lower panel). The  $\chi^2_M$  distribution (dashed curves) is compared to the theoretical distribution (5) for the GOE (solid curve in the lower panel). Symbols are the same as in Fig. 1. In the inset the data are shown in the normal scale.

$\chi^2_M$  distribution. This is not true for a finite interaction  $v_0/d_0$ , in agreement with the results of Ref. [21], where justification of the broadening of the width distribution in the Poisson case (equivalent to  $v_0 = 0$ ) compared to the GOE was given for  $M = 1$ .

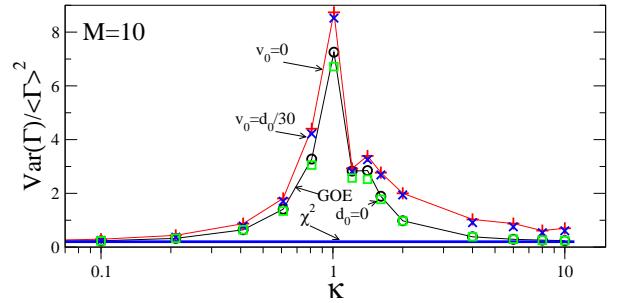


FIG. 4: (Color online) Dimensionless variance of the width vs  $\kappa$  for  $M = 10$ . Horizontal line is due to the  $\chi^2_M$  distribution, and symbols are the same as in Fig. 1. Non-smooth dependence of the variance for  $\kappa > 1$  is due to a shift of the critical point for  $M \gg 1$  from  $\kappa = 1$  to  $\kappa = \kappa_c > 1$ , see Ref.[15].

Finally, we analyze how the *level repulsion* along the real energy axis depends on the continuum coupling and on the intrinsic interaction. The characteristic quantity is the probability of the level proximity,  $P(s \rightarrow 0)$ . It is finite for the Poisson distribution and vanishes linearly for the GOE. A weakening of the level repulsion with an increase of the coupling strength (or the number of channels  $M$ ) was noted as a generic property in Ref. [19]. The physical explanation (energy uncertainty of quasistationary states) was given in [7]. Our detailed data, Fig. 5, confirm these results and show the dependence on  $v_0/d_0$ .

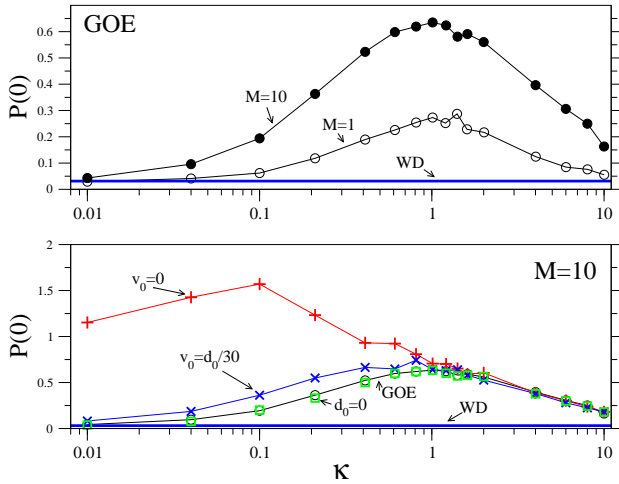


FIG. 5: (Color online) The probability  $P(0)$  of finding the level spacing  $s < 0.04$  (in units of mean level spacing) vs  $\kappa$ . Upper panel: GOE for  $M = 1$  (open circles) and  $M = 10$  (full circles); lower panel:  $M = 10$  with the same symbols as in Fig. 1. The value due to the Wigner-Dyson distribution is given by the horizontal line.

For non-interacting particles,  $v_0 = 0$ , the results are consistent with those of Ref. [22], where it was argued that for the case with the Poissonian intrinsic Hamiltonian  $H$ , the distribution  $P(s)$  becomes similar to that of a chaotic system due to the perturbation induced by the coupling to the continuum. Our data clearly show that with an increase of intrinsic chaos the level repulsion grows, however, for finite  $v_0$  always remains weaker than for the GOE case.

In conclusion, we have studied statistics of complex energies (resonance widths and spacings) for a model fermion system coupled to open decay channels. For the first time we carefully followed various signatures of the crossover from isolated to overlapping resonances in dependence on the inter-particle interaction. The mechanism of the crossover is related to self-organization of intrinsic states through interplay of the interaction and coupling through continuum. This phase transition is clearly seen along with the previously unknown dependence on the degree of intrinsic chaos. Our results can be applied to neutron resonances in nuclei and to open mesoscopic systems in the crossover region, where we found strong deviations from the conventional level statistics and  $\chi^2$  width distribution. The results on statistical properties of the reaction cross sections, including Ericson fluctuations, will be reported elsewhere.

We acknowledge useful discussion with T. Kawano and V. Sokolov. The work was supported by the NSF grants PHY-0244453 and PHY-0555366. The work by G.P.B. was carried out under the auspices of the National Nuclear Security Administration of the U.S. Department of Energy at Los Alamos National Laboratory under Contract No. DE-AC52-06NA25396. F.M.I. acknowledges the support by the CONACYT (México) grant No 43730.

- 
- [1] H. Feshbach, Ann. Phys. **5**, 357 (1958); **19**, 287 (1962).
  - [2] C. Mahaux and H.A. Weidenmüller, *Shell Model Approach to Nuclear Reactions* (North Holland, Amsterdam, 1969).
  - [3] I. Rotter, Rep. Prog. Phys. **54**, 635 (1991).
  - [4] V.V. Sokolov and V.G. Zelevinsky, Ann. Phys. (N.Y.) **216**, 323 (1992).
  - [5] A. Volya and V. Zelevinsky, Phys. Rev. Lett. **94** 052501 (2005).
  - [6] P. Kleinwächter and I. Rotter, Phys. Rev. C **32**, 1742 (1985).
  - [7] V. V. Sokolov and V. G. Zelevinsky, Phys. Lett. B **202**, 10 (1988); Nucl. Phys. **A504**, 562 (1989).
  - [8] R.H. Dicke, Phys. Rev. **93**, 99 (1954).
  - [9] F.M. Izrailev, D. Sacher and V.V. Sokolov, Phys. Rev. E **49**, 130 (1994).
  - [10] V. Zelevinsky, Ann. Rev. Nucl. Part. Sci., **46**, 237 (1996).
  - [11] V.V. Flambaum and F.M. Izrailev, Phys. Rev. E **56**, 5144 (1997).
  - [12] T.A. Brody *et al.*, Rev. Mod. Phys. **53**, 385 (1981).
  - [13] D. Agassi, H.A. Weidenmüller and G. Mantzouranis, Phys. Rep. **3**, 145 (1975).
  - [14] J.J.M. Verbaarschot, H.A. Weidenmüller, and M.R. Zirnbauer, Phys. Rep. **129**, 367 (1985).
  - [15] F. Haake *et al.*, Z.Phys. B **88**, 359 (1992).
  - [16] P.A. Moldauer, Phys. Rev. **157**, 907 (1967).
  - [17] M. Simonius, Phys. Lett. B **52**, 279 (1974).
  - [18] H.-J. Sommers, Y.V.Fyodorov, and M.Titov, J. Phys. A: Math. Gen. **32**, L77 (1999).
  - [19] P.A. Moldauer, Phys. Rev. **171**, 1164 (1968).
  - [20] S. Mizutori and V.G. Zelevinsky, Z. Phys. **A346**, 1 (1993).
  - [21] T.Gorin *et al.*, Phys. Rev. E **56** (1997) 2481.
  - [22] F.M. Dittes, I. Rotter and T.H. Seligman, Phys. Lett. A, **158**, 14 (1991).