

Spin Polarized Josephson Current and Quantum Phase Transitions in Singlet Superconductor - Ferromagnet - Singlet Superconductor Junctions

Boris Kastening^{1,2}, Dirk K. Morr^{3,4}, Lambert Alff² and Karl Bennemann⁴

¹ *Institut für Theoretische Physik, Technische Hochschule Aachen, Physikzentrum, 52056 Aachen, Germany*

² *Institut für Materialwissenschaft, Technische Universität Darmstadt, Petersenstraße 23, 64287 Darmstadt, Germany*

³ *Department of Physics, University of Illinois at Chicago, Chicago, IL*

⁴ *Institut für Theoretische Physik, Freie Universität Berlin, Arnimallee 14, 14195 Berlin, Germany*

(Dated: February 8, 2020)

We study the Josephson current, I_J , in a junction consisting of two s -wave superconductors that are separated by a ferromagnetic barrier possessing a magnetic and non-magnetic scattering potential, g and Z , respectively. We find the unexpected result that for $g = Z \rightarrow \infty$, I_J is carried by single electrons of a single spin polarization, in contrast to the conventional Josephson current in s -wave superconductors. This result opens the possibilities to increase the spin-polarization of the Josephson current and the critical current through the junction by increasing the junction's ferromagnetic moment. Moreover, by changing the phase ϕ between the superconductors, it is possible to tune the junction through a first-order quantum phase transition in which the spin polarization of the two superconductors' combined ground state changes from $\langle S_z \rangle = 0$ to $\langle S_z \rangle = 1/2$. At the same time, I_J becomes fully spin polarized. We compute the critical current, I_c for given g and Z , and show that it possesses two lines of non-analyticity in the (g, Z) -plane. Finally, we identify those regions in the (g, Z) -plane where the Josephson current changes sign with increasing temperature without a change in the relative phase between the two superconductors, i.e., without a transition between a 0 and π state of the junction.

PACS numbers: 74.50.+r, 74.45.+c, 74.78.-w, 85.25.Cp

Heterostructures consisting of magnetically active layers provide new possibilities for spin selective transport and are hence of great interest for the field of spin electronics¹. Josephson junctions consisting of conventional s -wave superconductors and a ferromagnetic barrier fall into this category, and their study has led to the discovery of a number of fundamentally new phenomena (for a recent review, see² and references therein). Among these is the transition of the junction with temperature from a 0-state to a π -state in metallic ferromagnetic barriers which is accompanied by a sign change (and hence directional change) of the Josephson current. This transition signifies an intrinsic phase change of π between the superconductors forming the Josephson junction which arises from a temperature dependent decay length and oscillation length of the superconducting order parameter inside the ferromagnetic metal. Such a transition was predicted theoretically³, and subsequently also observed experimentally⁴. It was recently also shown, by using a phenomenological S -matrix scattering formalism, that a sign change of the Josephson current with increasing temperature can also occur in insulating ferromagnetic barriers^{5,6}. However, in contrast to the 0- π transition discussed above, this transition arises solely from temperature dependent changes in the occupation of the Andreev states⁷ carrying the Josephson current. Both effects have potential applications for the creation of novel types of quantum bits^{1,8}. Since most ferromagnetic barriers do not only possess a magnetic scattering potential, but also a non-magnetic one, the question naturally arises whether the interplay between these two types of scattering potentials leads to new effects that are qualitatively different from the ones discussed above.

In this article, we study the Josephson current, I_J , in a 1D Josephson junction consisting of two s -wave superconductors and a thin (δ -function type) ferromagnetic barrier. We start from a microscopic Hamiltonian in which the barrier possesses a magnetic and non-magnetic scattering potential, described by g and Z , respectively, the former being directly proportional to the barrier's magnetization. We show that the Josephson current between the superconductors is carried by two Andreev states whose degeneracy is lifted for any non-zero magnetic scattering potential. We find the unexpected result that in the limit $g = Z \rightarrow \infty$ the Josephson current is carried by single electrons (of a single spin polarization), due to the different scattering potential of the barrier for spin- \uparrow and spin- \downarrow electrons. This is in contrast to the case of a purely non-magnetic barrier, where I_J is carried by Cooper pairs. This result opens the interesting possibilities to increase the spin-polarization of the Josephson current and the critical current through the junction by increasing the junction's magnetization. Both effects are of particular interest for applications in the field of spin electronics¹ and quantum information technology⁹. Moreover, we demonstrate that by changing the phase ϕ between the superconductors, it is possible to tune the junction through a first-order quantum phase transition in which the spin polarization of the superconductors' ground state changes from $\langle S_z \rangle = 0$ to $\langle S_z \rangle = 1/2$. We show that a ground state with $\langle S_z \rangle = 1/2$ implies a fully spin-polarized Josephson current at $T = 0$. We also demonstrate that in certain regions of the (g, Z) -plane, I_J varies continuously with ϕ , while in other regions, and particularly around $Z = g$, I_J exhibits discontinuities. We compute the critical current, I_c , defined as the max-

imum Josephson current for a given g and Z , and show that it possesses two lines of non-analytic behavior in the (g, Z) -plane. These non-analyticities correspond to discontinuities in the first and second derivative of I_c (with respect to g or Z). Finally, we demonstrate that for certain values of g, Z , the Josephson current changes sign (and thus direction) with increasing temperature without a change in the relative phase between the two superconductors, i.e., without a transition between a 0 and

π state of the junction. The advantage of the method proposed here over those of Refs.^{5,6} is that it allows to gain insight into the explicit dependence of the Josephson current and the Andreev states on the magnetization of the junction, and the interplay between magnetic and non-magnetic scattering potentials.

We take the 1D SFS junction to be aligned along the z -axis and to be described by the Hamiltonian ($\hbar = 1$)

$$\mathcal{H} = \int dz \left\{ \sum_{\sigma} \psi_{\sigma}^{\dagger}(z) \left[-\frac{\partial_z^2}{2m} - \mu + U(z) \right] \psi_{\sigma}(z) - \left[\Delta(z) \psi_{\uparrow}^{\dagger}(z) \psi_{\downarrow}^{\dagger}(z) + \text{H.c.} \right] - \frac{g_e \mu_B \mu_0}{\hbar} \mathbf{M}(z) \cdot \sum_{\alpha, \beta} \psi_{\alpha}^{\dagger}(z) \vec{\sigma}_{\alpha\beta} \psi_{\beta}(z) \right\}, \quad (1)$$

where $\psi_{\sigma}^{\dagger}(z), \psi_{\sigma}(z)$ are the fermionic operators that create or annihilate a particle with spin σ at site z , respectively. $\Delta(z)$ is the s -wave superconducting gap, and $U(z) = U_0 \delta(z)$ describes the non-magnetic (i.e., potential) scattering strength of the junction at $z = 0$. Without loss of generality, we choose the magnetization of the junction, $\mathbf{M}(z)$, to be parallel to the z -axis, i.e., $\mathbf{M}(z) = M_0(0, 0, 1)\delta(z)$. In order to simplify the notation, we set $g_e \mu_B \mu_0 / \hbar = 1$.

At the interface between the two superconductors, two Andreev bound states¹⁰ with energies $E_{\alpha, \beta}$ are formed^{6,12}. The Josephson current, which flows through these two bound states, is given by¹³

$$I_J = I_J^{\alpha} + I_J^{\beta} = -\frac{e}{\hbar} \sum_{i=\alpha, \beta} \frac{\partial E_i}{\partial \phi} \tanh \left(\frac{E_i}{2k_B T} \right), \quad (2)$$

where ϕ is the phase difference between the superconducting order parameters on the left and right side of the junction. In order to compute $E_{\alpha, \beta}$, we start from Eq.(1) and derive the Bogoliubov-de Gennes (BdG) equation^{13,14,15,16} by introducing the unitary Bogoliubov transformation

$$\psi_{\uparrow}(z) = \sum_n u_{n, \alpha}(z) \alpha_n + v_{n, \beta}^*(z) \beta_n^{\dagger}, \quad (3a)$$

$$\psi_{\downarrow}(z) = \sum_n -u_{n, \beta}(z) \beta_n + v_{n, \alpha}^*(z) \alpha_n^{\dagger}, \quad (3b)$$

where the sum runs over all eigenstates of the junction, and α_n, β_n are quasi-particle operators in terms of which the Hamiltonian, Eq.(1), is diagonal. Since we are only interested in the localized Andreev states, corresponding to the $n = 0$ term in the above sum, we drop the subscript n in the following. Defining

$$\Psi_i(z) \equiv \begin{pmatrix} u_i(z) \\ v_i(z) \end{pmatrix}, \quad (4)$$

with $i = \alpha, \beta$, the BdG equation is given by

$$\hat{H}_i \Psi_i(z) = E_i \Psi_i(z). \quad (5)$$

Here E_i is the energy of the Andreev state,

$$\hat{H}_i = \begin{pmatrix} H_0 \mp H_M & -\Delta \\ -\Delta^* & -H_0 \mp H_M \end{pmatrix}, \quad (6)$$

where the upper (lower) sign corresponds to $i = \alpha(\beta)$ and

$$H_0 \equiv -\frac{\hbar^2 \partial_z^2}{2m} - \mu + U_0 \delta(z), \quad (7a)$$

$$H_M \equiv M_0 \delta(z), \quad (7b)$$

$$\Delta \equiv \begin{cases} \Delta_0 & z < 0, \\ \Delta_0 e^{-i\phi} & z > 0, \end{cases} \quad (7c)$$

with Δ_0 chosen real.

For the bound states' wave-function, $\Psi_{s,i}(z)$, we make the ansatz

$$\Psi_{s,i}(z) = e^{c_s \kappa_i z} \sum_{\gamma=\pm} \begin{pmatrix} u_{s,i,\gamma} \\ v_{s,i,\gamma} \end{pmatrix} e^{\gamma i k_F z}, \quad (8)$$

with $s = L, R$ referring to the left and right hand side of the junction, respectively, where $c_{L,R} = \pm 1$, and k_F is the Fermi momentum. Note that the decay length of the Andreev state, $\kappa_i^{-1} = v_F / \sqrt{\Delta_0^2 - E_i^2}$ with $v_F = k_F / m$, itself depends on E_i . The solutions of Eq.(5) are subject to the boundary conditions

$$\Psi_{L,i}(0) = \Psi_{R,i}(0), \quad (9a)$$

$$\begin{aligned} \partial_z \Psi_{R,i}(0) - \partial_z \Psi_{L,i}(0) = \\ \frac{2m}{\hbar^2} \begin{pmatrix} U_0 \mp M_0 & \\ & U_0 \pm M_0 \end{pmatrix} \Psi_{R,i}(0), \end{aligned} \quad (9b)$$

where again the upper (lower) sign corresponds to $i = \alpha(\beta)$. In the limit $k_F \gg \kappa_i$, which holds for superconductors with coherence length $\xi_c = v_F/\Delta_0 \gg 1$, the solution of the BdG equation yields two Andreev states with energies

$$\frac{E_i}{\Delta_0} = \frac{\sqrt{A+B} \mp \sqrt{A-B}}{\sqrt{2[1+(g+Z)^2][1+(g-Z)^2]}}, \quad (10)$$

where the upper (lower) sign corresponds to $i = \alpha(\beta)$ and

$$A = (1 + Z^2 - g^2) [\cos^2(\phi/2) + Z^2 - g^2] + 2g^2, \quad (11a)$$

$$B = \sqrt{[1+(g+Z)^2][1+(g-Z)^2]} \times [\cos^2(\phi/2) + Z^2 - g^2], \quad (11b)$$

with $g = mM_0/k_F$ and $Z = mU_0/k_F$. Without loss of generality we assume $g, Z \geq 0$ from here on. While E_β does not change sign as a function of ϕ (for $Z \neq 0$), E_α changes sign if $0 < g^2 - Z^2 < 1$ (hence for $g \leq Z$ or $g \geq \sqrt{1+Z^2}$, no sign change of either bound state takes place). This sign change occurs at a phase difference ϕ_c^α given by $\cos^2(\phi_c^\alpha/2) = g^2 - Z^2$. As we show below, this sign change is significant since (a) it indicates a first-order phase transition in which the spin polarization of the superconductors changes and (b) leads to a fully spin-polarized Josephson current.

For the subsequent discussion, it is necessary to consider the spin structure of the Andreev states. To this end, we compute the local density of states (LDOS), $N(\sigma, z)$, (i.e., the local spectral function) for the spin- \uparrow and spin- \downarrow components of the Andreev states, which, using the Bogoliubov transformation presented in Eqs.(3a) and (3b), are readily obtained as

$$N(\uparrow, z) = |u_\alpha(z)|^2 \delta(\omega - E_\alpha) + |v_\beta(z)|^2 \delta(\omega + E_\beta), \quad (12a)$$

$$N(\downarrow, z) = |u_\beta(z)|^2 \delta(\omega - E_\beta) + |v_\alpha(z)|^2 \delta(\omega + E_\alpha). \quad (12b)$$

One finds that (for $E_{\alpha,\beta} > 0$) the wave-function of the α state, $|\Psi_\alpha\rangle$, possesses a particle-like spin- \downarrow component, and a hole-like spin- \uparrow component, i.e., $|\Psi_\alpha\rangle = |p, \downarrow\rangle + |h, \uparrow\rangle$. Similarly for the β -state, $|\Psi_\beta\rangle = |p, \uparrow\rangle + |h, \downarrow\rangle$. When E_α changes sign, the occupation numbers of the spin- \uparrow and spin- \downarrow components of the respective wave-function are interchanged. We thus find that the LDOS near the junction barrier contains four peaks inside the superconducting gap, in agreement with the results obtained in Refs.^{6,12}.

The general dependence of the Andreev state energies and the Josephson current on the scattering strength of the barrier is presented in Fig. 1 where we plot $\pm E_{\alpha,\beta}$ [Fig. 1(a)] and the resulting Josephson current at $T = 0$ [Fig. 1(b)] as a function of ϕ for several values of Z and g (the columns in Figs. 1(a) and 1(b) from left to right correspond to $g = 0, \frac{1}{3}, \frac{2}{3}, 1$, respectively, while the rows from bottom to top correspond to $Z = 0, \frac{1}{3}, \frac{2}{3}, 1$, respectively.) For a purely non-magnetic barrier [i.e., $g = 0$, left

column of Fig. 1(a)], we find in agreement with earlier results^{6,13,14,15,24} that the Andreev states are degenerate with energies

$$\frac{E_{\alpha,\beta}}{\Delta_0} = \sqrt{\frac{\cos^2(\phi/2) + Z^2}{1 + Z^2}}. \quad (13)$$

This degeneracy is lifted by a non-zero magnetic scattering potential of the junction (i.e., $g \neq 0$) as shown in the three right columns of Fig. 1(a). A qualitatively similar result was also found in Refs.^{6,12,17}. Specifically, for a purely magnetic scattering potential of the junction [i.e., $Z = 0$, bottom row of Fig. 1(a)], the energies of the Andreev states are given by

$$\frac{E_{\alpha,\beta}}{\Delta_0} = \frac{1}{1 + g^2} \left[\cos(\phi/2) \mp g \sqrt{g^2 + \sin^2(\phi/2)} \right]. \quad (14)$$

In agreement with the analytical results presented in Eqs.(13) and (14) we find that with increasing $g \gg Z$ [plots in the lower right corner of Fig. 1(a)] and $Z \gg g$ [plots in the upper left corner of Fig. 1(a)] the energies of both bound states move towards the gap edge. An interesting situation occurs for $g = Z$ [plots along the diagonal of Fig. 1(a)], since in this case, the effective scattering strength for the spin- \downarrow and spin- \uparrow electrons is $V_{\text{eff}}^\downarrow = g + Z = 2Z$ and $V_{\text{eff}}^\uparrow = g - Z = 0$, respectively. In the unitary scattering limit $g = Z \gg 1$, we then find that the energies of the Andreev states are given by

$$\frac{E_\alpha}{\Delta_0} = \frac{\cos^2(\phi/2)}{2Z} + \mathcal{O}(Z^{-3}), \quad (15a)$$

$$\frac{E_\beta}{\Delta_0} = 1 - \frac{\sin^4(\phi/2)}{8Z^2} + \mathcal{O}(Z^{-4}). \quad (15b)$$

Hence, in the limit $g = Z \rightarrow \infty$, the α -state becomes a zero energy (midgap) state, while the β -state moves into the continuum. This analytical result is confirmed by the numerical results shown in the plots along the diagonal of Fig. 1(a).

We next discuss the form of the Josephson current, resulting from the form of the Andreev states shown in Fig. 1(a). In the unitary scattering limit $Z \gg \max\{g, 1\}$ the Josephson current at $T = 0$ is given by (to leading order in Z)

$$I_J = \frac{e\Delta_0}{\hbar} \frac{\sin \phi}{2Z^2}, \quad (16)$$

while for $g \gg \max\{Z, 1\}$ one obtains to leading order in g

$$I_J = -\frac{e\Delta_0}{\hbar} \frac{\sin \phi}{2g^2}. \quad (17)$$

Hence, the Josephson currents for a predominantly non-magnetic [Eq.(16)] and predominantly magnetic [Eq.(17)] barrier differ by a phase shift of π in the unitary scattering limit. This result also follows from a comparison of

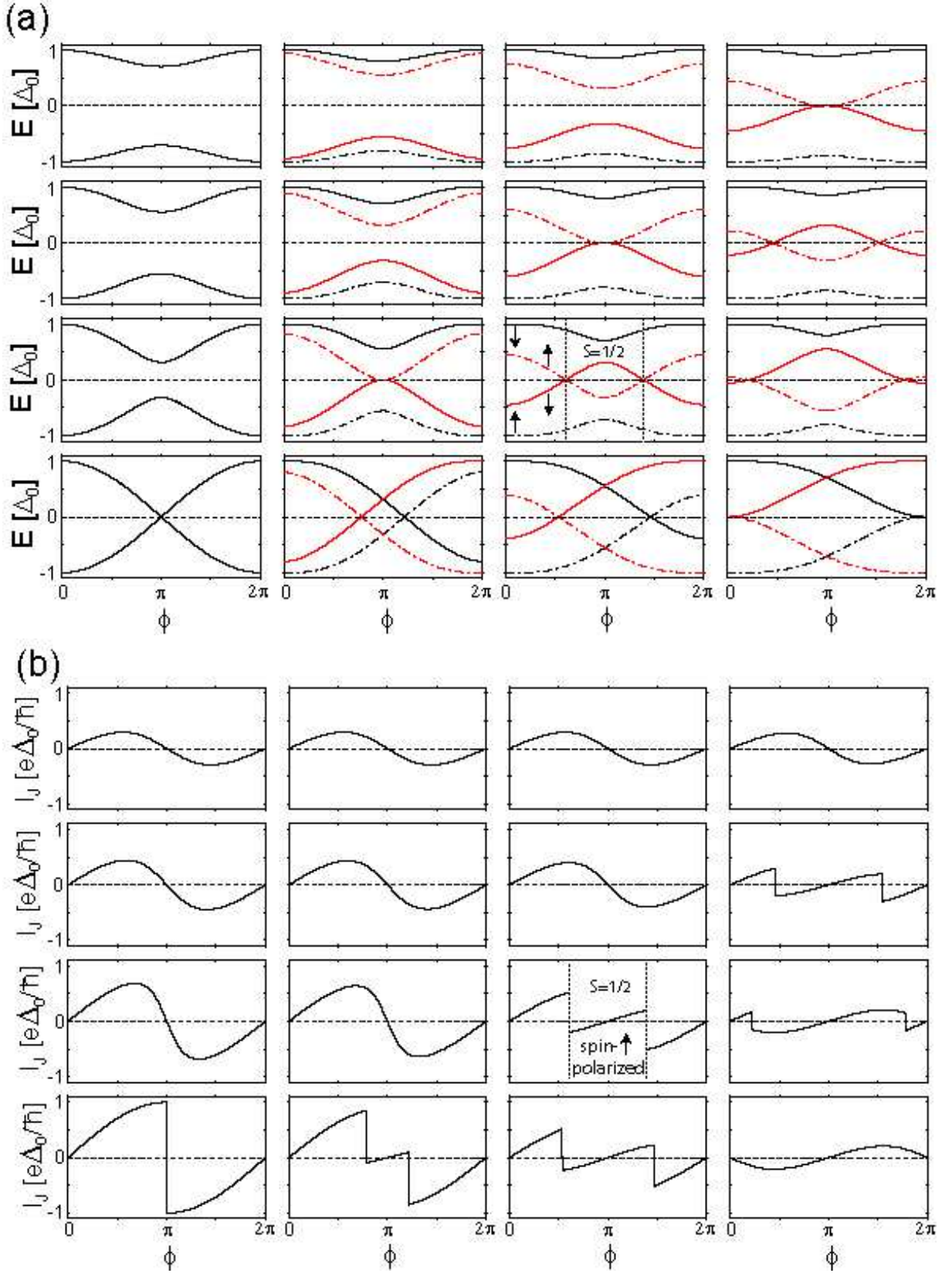


FIG. 1: (Color online). (a) Energies $\pm E_{\alpha,\beta}$ of the Andreev states. The columns from left to right correspond to $g = 0, \frac{1}{3}, \frac{2}{3}, 1$, respectively, while the rows from bottom to top correspond to $Z = 0, \frac{1}{3}, \frac{2}{3}, 1$, respectively. The energies of the α and β state are indicated by red and black lines, respectively, while the spin- \uparrow and spin- \downarrow components are indicated by dashed-dotted and solid lines. For $g = 0$ (left column) the α and β state are degenerate. (b) The resulting I_J at $T = 0$ for several g and Z as a function of ϕ .

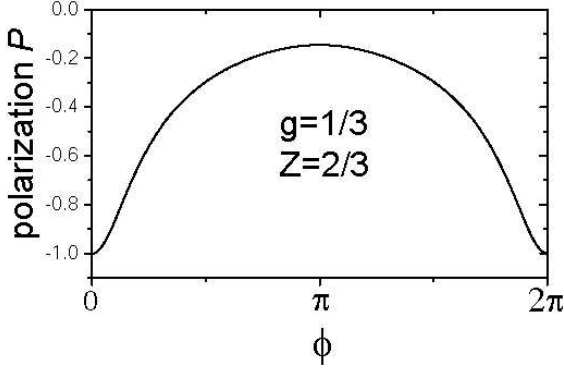


FIG. 2: Spin polarization \mathcal{P} of the Josephson current at $T = 0$ as a function of ϕ for $g = 1/3$ and $Z = 2/3$.

the I_J plots in the upper left ($Z \gg g$) and lower right ($g \gg Z$) corners of Fig. 1(b). It is interesting to note that any non-zero magnetic scattering potential leads to a spin polarization of the Josephson current. To demonstrate this, we define the spin polarization \mathcal{P} for $E_{\alpha,\beta} > 0$ (see also the discussion below) via

$$\mathcal{P} \equiv \frac{I_J^\beta - I_J^\alpha}{I_J^\alpha + I_J^\beta}, \quad (18)$$

where $\mathcal{P} = -1(+1)$ implies that the Josephson current is completely spin- \downarrow (spin- \uparrow) polarized. In Fig. 2 we present \mathcal{P} at $T = 0$ as a function of ϕ for $g = 1/3$ and $Z = 2/3$. We find that \mathcal{P} is non-zero for all ϕ , and its magnitude reaches a minimum at $\phi = \pi/2$ (note that while $\mathcal{P} \rightarrow -1$ at $\phi \rightarrow 0$, one has at the same time $I_J \rightarrow 0$). We first note, as discussed below Eq.(12b), that the particle-like component of the α and β states possess the spin quantum number $S_z = -1/2$ (spin- \downarrow) and $S_z = +1/2$ (spin- \uparrow), respectively, implying that the partial current I_J^α (I_J^β) at $T = 0$ is completely spin- \downarrow (spin- \uparrow) polarized. Since $|I_J^\alpha| > |I_J^\beta|$ for all ϕ , one finds that the total Josephson current, I_J , is partially spin- \downarrow polarized, as shown in Fig. 2. The degree of spin-polarization varies with ϕ due to the changing relative contributions of I_J^α and I_J^β to I_J . Note that without leads connecting the junction to an external spin bath, the spin polarized current would lead to a spin accumulation at the junction barrier. Finally, for $g = 0$, the two Andreev states are degenerate, and hence $\mathcal{P} = 0$.

An interesting form of the Josephson current arises for the case $Z = g$, due to the qualitatively different behavior of the Andreev states in the unitary scattering limit. Specifically, we find that at $T = 0$, the Josephson currents through these states are given by

$$I_J^\alpha = \frac{e\Delta_0}{\hbar} \frac{\sin \phi}{4Z}, \quad (19a)$$

$$I_J^\beta = \frac{e\Delta_0}{\hbar} \frac{\sin \phi (1 - \cos \phi)}{16Z^2}. \quad (19b)$$

The qualitatively different dependence of I_J^α and I_J^β on the scattering potential, $Z = g$, opens the possibility to (almost fully) spin-polarize the Josephson current in the unitary scattering limit. Since the ratio of the two currents in the unitary scattering limit is given by

$$I_J^\beta / I_J^\alpha = \frac{1 - \cos \phi}{4Z}, \quad (20)$$

one immediately obtains for the spin polarization \mathcal{P}

$$\mathcal{P} = -\frac{1 - (1 - \cos \phi)/(4Z)}{1 + (1 - \cos \phi)/(4Z)} \approx -1 + 2\frac{1 - \cos \phi}{4Z}. \quad (21)$$

Hence, with increasing scattering strength, the polarization increases (albeit the total magnitude of the current decreases). This type of spin-polarization of the Josephson current is quite different from the recent suggestion by Keizer *et al.*¹⁸ who proposed that a supercurrent between two s -wave superconductors through a half-metallic material (CrO_2) might be converted into a (spin-polarized) spin triplet supercurrent.

Another interesting effect arising from the combination of magnetic and non-magnetic scattering strength of the barrier is the possibility to tune the Josephson junction through a first-order quantum phase transition in which the ground state of the entire system (i.e., the combined ground state of both superconductors) changes its spin polarization from $\langle S_z \rangle = 0$ to $\langle S_z \rangle = 1/2$ (assuming without loss of generality that the magnetization of the barrier points along the \hat{z} -axis). This type of first order transition, which is well known from static magnetic impurities in s -wave superconductors where it was first discussed by Sakurai¹⁹, can occur either with increasing scattering strength, J , of a magnetic impurity¹⁹, or due to quantum interference effects²¹; its fingerprint is a zero-energy crossing of impurity induced fermionic states inside the superconducting gap. The phase transition arises from a level crossing in the superconductor's free energy, \mathcal{F} , resulting in a discontinuity of $\partial \mathcal{F} / \partial J$ at the transition; hence the first order nature of the transition (for a more detailed discussion see Ref.²⁰). The Josephson junction considered here provides a new possibility to tune the system through such a first-order phase transition by varying the phase difference between the superconductors. To exemplify this effect, let us consider the specific case $Z = 1/3$ and $g = 2/3$, for which the energies of the Andreev states and the resulting Josephson current are shown in the third panel in the third row of Figs. 1(a) and (b), respectively [we indicate in the panel in Fig. 1(a) the spin quantum number of all the components of the Andreev states]. With increasing ϕ , the α state crosses zero energy at $\phi_c^\alpha = 2 \arccos \sqrt{g^2 - Z^2} \approx 0.608\pi$, such that for $\phi > \phi_c^\alpha$, the spin- \uparrow component of the α state is particle-like, while its spin- \downarrow component is hole-like. This transition results in a change of the ground state spin polarization from $\langle S_z \rangle = 0$ to $\langle S_z \rangle = 1/2$. Note that since now the spin- \uparrow components of the α and β state are particle-like, the Josephson current is fully spin- \uparrow po-

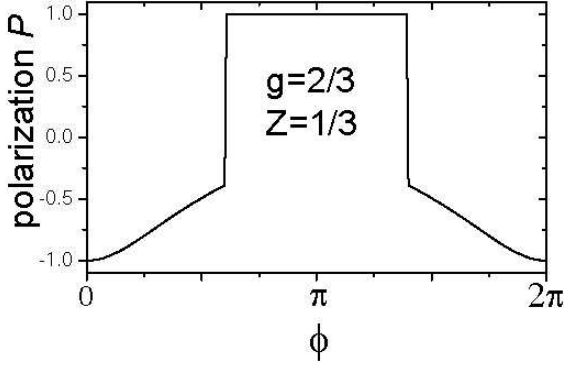


FIG. 3: Spin polarization \mathcal{P} of the Josephson current at $T = 0$ as a function of ϕ for $g = 2/3$ and $Z = 1/3$.

larized. Moreover, the α state crosses zero-energy again at $\phi_c' = 2[\pi - \arccos \sqrt{g^2 - Z^2}] \approx 1.392\pi$, such that for $\phi > \phi_c'$ its spin- \uparrow component is hole-like, while its spin- \downarrow component is particle-like. As a result, the spin ground state changes from $\langle S_z \rangle = 1/2$ back to $\langle S_z \rangle = 0$, and the Josephson current is no longer fully spin-polarized. In Fig. 3 we present the resulting polarization as a function of ϕ . The range of ϕ for which $\langle S_z \rangle = 1/2$ and the Josephson current is fully spin-polarized is also indicated in the panel of Fig. 1(b) by dotted lines. In general, one finds that $\langle S_z \rangle = 1/2$ for those ϕ which satisfy $\cos^2(\phi/2) < g^2 - Z^2$. Consequently, as g is further increased (keeping Z fixed), the range of ϕ for which $\langle S_z \rangle = 1/2$ increases. When g exceeds the upper critical value $g_c^+ = \sqrt{1 + Z^2}$, one finds $\langle S_z \rangle = 1/2$, and thus a fully polarized Josephson current for all ϕ [in contrast, when g is smaller than the lower critical value $g_c^- = Z$, there is no finite range of ϕ for which the current is fully polarized]. This behavior is demonstrated in Fig. 4 where we present the spin polarization as a function of g for two different values of ϕ and Z . As expected from the above discussion, we find that with increasing g , the polarization exhibits a transition to a fully polarized state, i.e., $\mathcal{P} = 1$ and $\langle S_z \rangle = 1/2$, at $g_c(\phi) = \sqrt{Z^2 + \cos^2(\phi/2)}$. Note that the magnitude of the jump in \mathcal{P} increases with increasing Z , as follows directly from a comparison of Figs. 4(a) and 4(b).

Is the Josephson current in a junction such as the one considered here, carried by Cooper pairs, or by single electrons? In order to answer this important question, we first recall its answer for a purely non-magnetic junction (i.e., $g = 0$). Here, it was argued that the dependence of the Josephson current on Z in the unitary scattering limit, $I_J \sim Z^{-2}$ [see Eq.(16)], implies that the current is carried by Cooper pairs^{14,15}. For a predominantly magnetic junction with $g \gg \max\{Z, 1\}$, we find $I_J \sim g^{-2}$, i.e., I_J also scales with the inverse square of the scattering strength. However, it follows from the above discussion, that in this limit, the Josephson current is fully spin-polarized, which necessarily requires that it is carried by single electrons of a single spin polarization, and

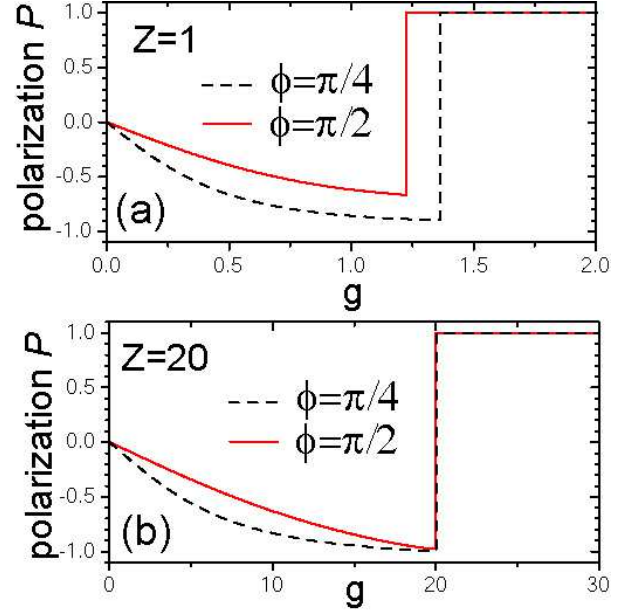


FIG. 4: (Color online). Spin polarization of the Josephson current as a function of g for $\phi = \pi/4$ (dashed black line) and $\phi = \pi/2$ (solid red line) for (a) $Z = 1$ and (b) $Z = 20$.

not by Cooper pairs. For the general case of $g, Z \neq 0$, we saw above that the Josephson current is partially spin-polarized, and hence requires that at least part of I_J is carried by single electrons. Further insight into this question can be gained by considering the qualitatively different dependence of E_α on the scattering strength in the unitary limit of Eq.(14), where $E_\alpha \sim g^{-2}$, and Eq.(15a) where $E_\alpha \sim Z^{-1}$. Specifically, we consider the case $\phi = 0$, which allows us to map the junction into the problem of a static impurity in a (1D) s -wave superconductor²⁵. If the impurity is purely magnetic, the Andreev state α (which is better known in this context as a Shiba state) is formed through scattering processes involving the creation and destruction of Cooper-pairs. This immediately follows from a diagrammatic derivation of the scattering \hat{T} -matrix which includes diagrams that contain the anomalous Greens functions, F and F^* , representing the creation and destruction of Cooper-pairs, respectively²⁵. As a direct result of the included anomalous Greens functions, one obtains $E_\alpha \sim g^{-2}$. In contrast, for an impurity with scattering strength $V_{\text{eff}}^\downarrow = 2Z$ and $V_{\text{eff}}^\uparrow = 0$, the \hat{T} -matrix is given by a series of diagrams that contain the normal Greens function only (diagrams containing F and F^* are forbidden), and hence $E_\alpha \sim Z^{-1}$. This is the same argument that leads to the appearance of midgap states in Josephson junctions consisting of unconventional superconductors, since in this case, the local anomalous Greens function vanishes. Thus, the presence or absence of scattering processes involving Cooper pairs in the formation of Andreev states determines the qualitative dependence of the Andreev state energies on the scattering strength.

While the Josephson current is a continuous function of ϕ for certain combinations of Z and g , I_J also exhibits discontinuities, in particular in the vicinity of $Z \approx g$, as shown in Fig. 1(b). These discontinuities arise from a zero energy crossing of an Andreev state at a certain phase, ϕ_{LC} , where $\partial E_{\alpha,\beta}/\partial\phi \neq 0$, as shown in Fig. 1(a). Since at $T = 0$, only the negative energy branches of the bound states are populated and thus contribute to I_J , $\partial E_{\alpha,\beta}/\partial\phi \neq 0$ leads to a discontinuity in the Josephson current at ϕ_{LC} . In Fig. 5(a), we present a contour plot that represents in which parts of the (g, Z) -plane, I_J exhibits a continuous or discontinuous dependence on ϕ . In the white regions of Fig. 5(a), I_J is continuous, while in the grey and black regions, which are located in the vicinity of the $Z = g$ line, it exhibits discontinuities as ϕ is varied.

This change between continuous and discontinuous behavior of I_J in the (g, Z) -plane leads to an interesting form of the critical current, I_c . Here, we define I_c for a given g and Z as the maximum absolute value of I_J for any $0 \leq \phi < \pi$, i.e., $I_c = \max_{\phi} [|I_J(\phi)|]$. At that value of ϕ , for which $|I_J(\phi)|$ exhibits the maximum value, I_J either possesses a continuous extremum or a discontinuity. In the light (dark) grey areas of Fig. 5(a), I_c is realized at a continuous extremum (discontinuity), while the discontinuity (continuous extremum) realizes a local maximum of $|I_J|$ only. In the black regions of Fig. 5(a), no continuous extremum exists. In order to investigate the origin for qualitatively different behavior of I_J in the white, grey and dark regions, we consider six pairs of values (g, Z) , denoted by the dots in Fig. 5(a), and present the resulting Josephson currents as a function of ϕ in Fig. 5(b). We find that the different behavior in the grey and black regions arises from a shift in the values of ϕ at which the discontinuity in I_J occurs. As one moves from point (1) to (6) in Fig. 5 two discontinuities first emerge as $\phi = \pi$, and then move symmetrically towards $\phi = 0$ and $\phi = 2\pi$, respectively.

In Fig. 6(a), we present a contour plot of the critical current in the (g, Z) -plane, with white (dark grey) areas indicating a large (small) critical current. An analytical expression for the critical current in the (g, Z) -plane can be obtained along the lines $g = 0$ and for $Z = 0$, where one finds

$$I_c(g=0, Z) = \frac{e\Delta_0}{\hbar} \left(1 - \frac{Z}{\sqrt{1+Z^2}} \right), \quad (22)$$

$$I_c(g, Z=0) = \begin{cases} \frac{e\Delta_0}{\hbar} \frac{\sqrt{1-g^2}}{1+g^2} & 0 \leq g \leq g_m, \\ \frac{e\Delta_0}{\hbar} \left(\frac{g}{\sqrt{1+g^2}} - \frac{g^2}{1+g^2} \right) & g \geq g_m, \end{cases} \quad (23)$$

where $g_m \approx 0.915186$ is the largest real solution of the equation $4g^6 - 4g^2 + 1 = 0$.

Even though the critical current is a continuous function of g and Z , it possess two lines of non-analyticity

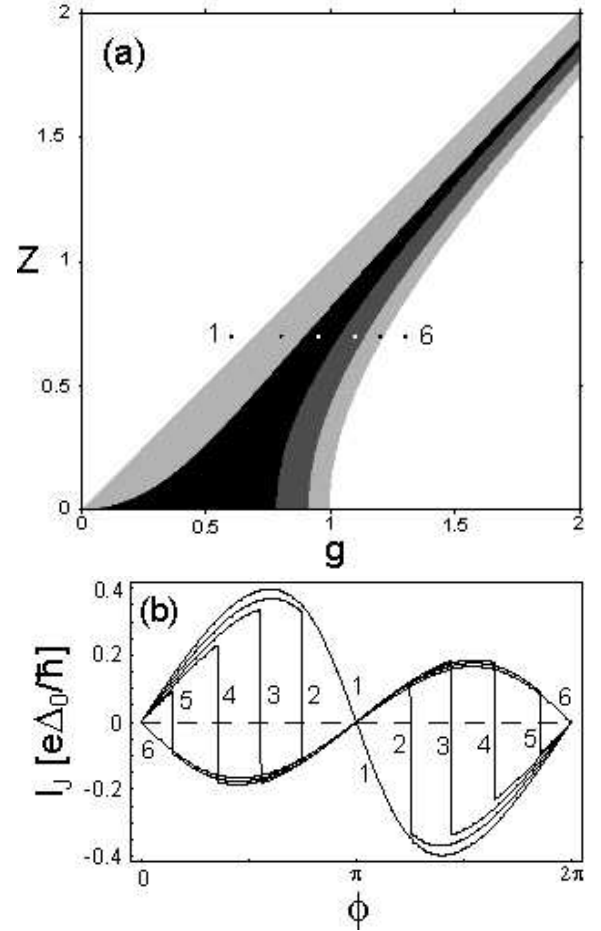


FIG. 5: (a) Behavior of $I_J(\phi)$ in the (g, Z) -plane. White regions: I_J is continuous. Light (dark) grey regions: Maximum of $|I_J(\phi)|$ is realized at a continuous extremum (discontinuity). Black area: Only extrema at discontinuities exist. The white regions are bounded by $Z^2 = g^2$ and by $Z^2 = g^2 - 1$. (b) $I_J(\phi)$ at $T = 0$ for the six parameter pairs (g, Z) indicated by dots in (a).

in the (g, Z) -plane that asymptotically approach $Z = g$ for $Z, g \rightarrow \infty$. These lines are represented in Fig. 6(a) as solid black lines. Line (1), corresponding to the boundary between the light grey and black region in Fig. 5(a), represents a discontinuity in the second derivative of I_c . In contrast, line (2), which corresponds to the boundary between the light grey and dark grey region in Fig. 5(a), represents a discontinuity in the first derivative of I_c . Line (2) also represents a sign change in that value of I_J which determines I_c . In other words, to the left (right) of line (2), I_c is realized by a positive (negative) value of I_J . These non-analyticities become particularly apparent when one plots the critical current as a function of g (for constant Z) and Z (for constant g), as shown in Figs. 6(b) and (c), respectively [in Fig. 6(b), we indicated the non-analyticities for the curve with $Z = 1/2$ by arrows].

The different dependence of I_J on the scattering

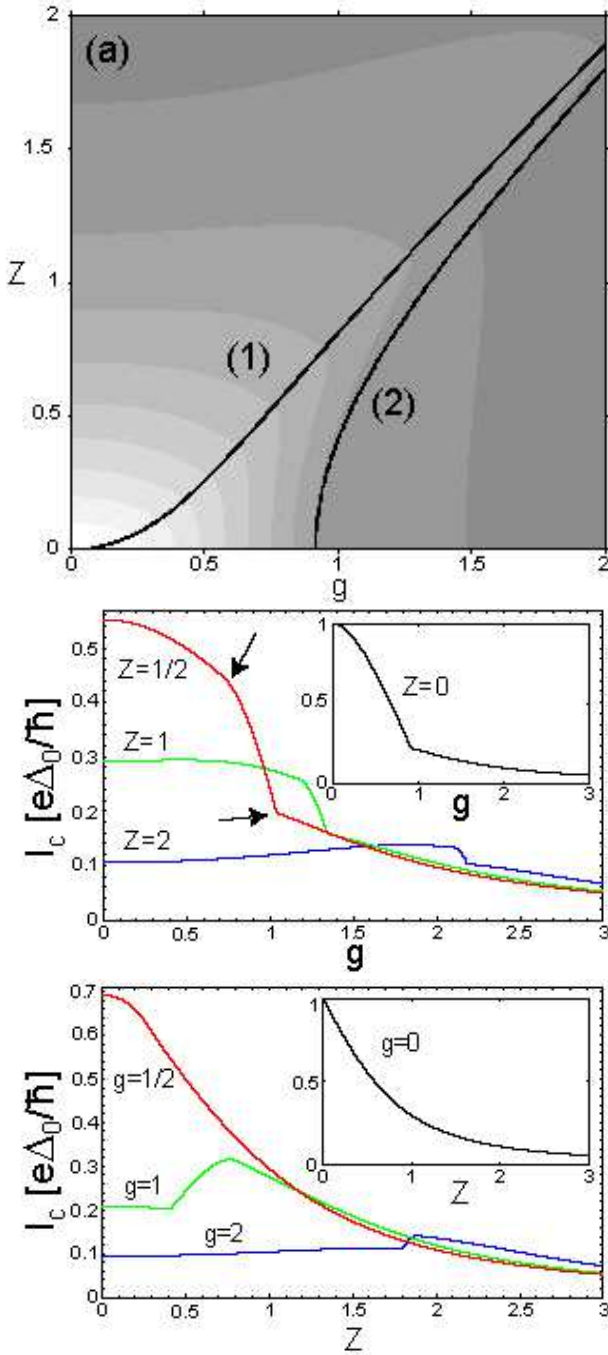


FIG. 6: (Color online). (a) Contour plot of I_c as a function of g and Z [white (black) areas indicating a large (small) critical current]. The solid black lines indicate non-analyticities in the critical current. (b) I_c as a function of g for several values of Z . (c) I_c as a function of Z for several values of g .

strength in the limits $g \gg Z$ or $Z \gg g$ [see Eqs.(16) and (17)] on the one hand and $g = Z \gg 1$ [see Eq.(19)] on the other hand leads to the interesting possibility to increase the critical current by increasing the magnetization, and hence the scattering strength of the barrier. Specifically, we find $I_c = \frac{e\Delta_0}{h}(2g^2)^{-1}$ for $g \gg Z$ and

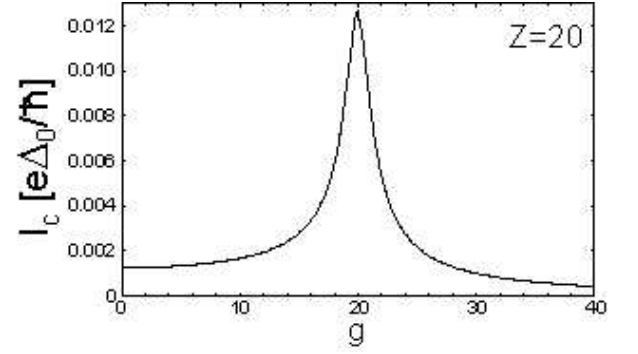


FIG. 7: I_c as a function of g for $Z = 20$. The plot of I_c as a function of Z for $g = 20$ is virtually indistinguishable from this plot.

$I_c = \frac{e\Delta_0}{h}(2Z^2)^{-1}$ for $Z \gg g$, while for $Z = g \gg 1$, we have $I_c = \frac{e\Delta_0}{h}(4Z)^{-1}$. As a result, we find that for fixed $Z \gg 1$ and increasing g , the critical current exhibits a maximum at $Z = g$. This effect is demonstrated in Fig. 7 where we present I_c as a function of g for $Z = 20$. Hence, for a given non-magnetic scattering strength of a paramagnetic barrier, it is possible to increase (a) the critical current, and (b) the spin polarization of the Josephson current (see Fig. 4) by increasing the magnetization of the barrier and thus its magnetic scattering strength. This increase of the magnetization can, for example, be achieved by applying a local magnetic field via atomic force microscopy²².

We next consider the temperature dependence of the Josephson current. Here, we find that the splitting of the Andreev states for a non-zero magnetic scattering strength can lead to an unconventional temperature dependence of I_J in which it changes sign with increasing temperature *without* a change in the relative phase, ϕ , between the two superconductors. This temperature dependence is demonstrated in Fig. 8(a), where we assume a BCS temperature dependence of the superconducting gap. In order to understand this sign change, we consider the ϕ -dependence of $E_{\alpha,\beta}$ which is shown in Fig. 8(b). At $T = 0$, only the branches indicated by 1 and 2, belonging to Andreev states β and α , respectively, are occupied. Since the derivatives $\partial E_\alpha / \partial \phi$ and $\partial E_\beta / \partial \phi$ possess opposite signs, the Josephson currents through them, $I_J^\alpha < 0$ and $I_J^\beta > 0$, flow in opposite directions with $|I_J^\alpha| > |I_J^\beta|$. Since with increasing temperature, the occupation of branches 2 and 3 changes more rapidly than those of branches 1 and 4, it follows that the magnitude of I_J^β decreases more quickly than that of I_J^α . As a result, the total current, $I_J = I_J^\alpha + I_J^\beta$, eventually changes sign (the temperature induced sign change of I_J reported in^{5,6} possesses very likely a similar origin). The qualitative nature of the temperature dependence can be altered via a change of the couplings g and Z , as follows from Fig. 8(a). We find that in general, a sign change of I_J with increasing temperature occurs when

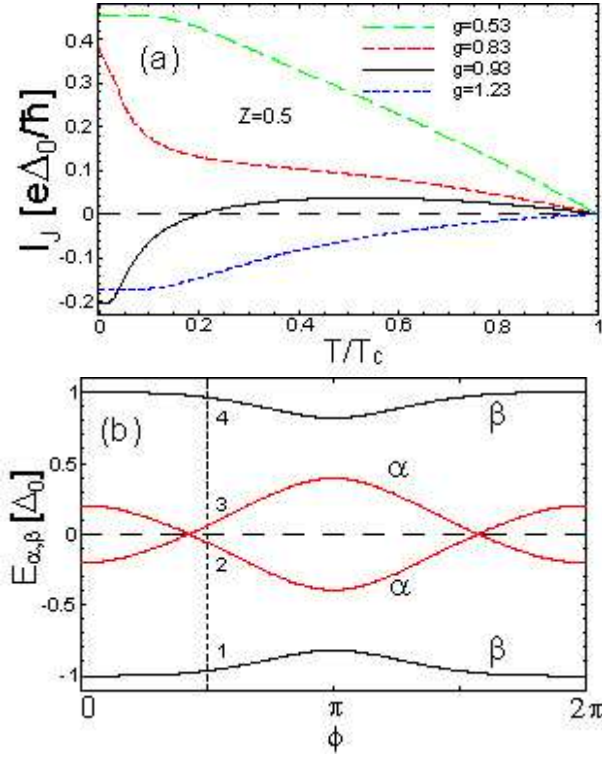


FIG. 8: (Color online). (a) I_J as a function of T/T_c for $\phi = \frac{\pi}{2}$, $Z = 1/2$ and several values of g . (b) $\pm E_{\alpha,\beta}$ as a function of ϕ for $Z = 1/2$ and $g = 0.93$. The dotted line corresponds to the case $\phi = \frac{\pi}{2}$ of (a).

(a) the particle-like components of both Andreev states possess the same spin-polarization and (b) ϕ is chosen such that the energy between the Andreev states is sufficiently large. These two conditions can easily be satisfied if at least one of the Andreev states exhibits a zero-energy crossing, and ϕ is chosen to be close to that crossing in the region where $\langle S_z \rangle = 1/2$. A zero energy crossing, however, occurs only in the grey and black regions of the (g, Z) -plane shown in Fig. 5(a). Thus, in order to observe a sign change of I_J with temperature, one should select a barrier whose scattering potentials are close to the $Z = g$ line. Note that a similar temperature dependent sign change is also predicted to occur in Josephson junctions consisting of triplet superconductors and a ferromagnetic barrier²³. It is important to stress that the temperature dependent sign change discussed above is *qualitatively* different from the one reported by Ryazanov *et al.*⁴. There, the sign change arises from a transition of the junction from a 0-phase state at high temperatures to a π -phase state at low temperatures due to a temperature dependent coherence length². In contrast, in our case the sign change arises from a change in the population of the Andreev states, with the relative phase between the superconductors remaining unchanged.

Experimentally, the effects discussed here could be studied in junctions with magnetically doped insulating barriers based on MgO, ZnO, or TiO₂. In these materials

one can imagine to vary g independently via the substitution of magnetic dopants like Co, Mn etc. and/or by changing their concentration, or by applying a small magnetic field, for example, via atomic force microscopy²². Moreover, Z can be altered by the choice of material and the junction width. It is possible to control the barrier width of complex oxides using layer-by-layer growth techniques monitored by reflection high energy electron diffraction (RHEED) on the unit-cell level, which is much smaller than the coherence length of a typical s -wave superconductor. Hence, we expect that the results derived above for a δ -functional barrier should be observable in experimental systems with a non-zero barrier width, d , as long as d is much smaller than the superconducting coherence length. Note that the novel Josephson behavior described in this paper will occur in addition to the effects that are expected from the proximity induced sign change in the superconducting order parameter as a function of the ferromagnetic barrier thickness⁴.

Finally, scattering off the barrier leads to a suppression of the superconducting order parameter near the barrier, which was not accounted for in the approach presented above. However, in s -wave superconductors, the length scale over which the order parameter recovers its bulk value near scattering centers (such as a junction) is set by $1/k_F$ ²⁶. This length scale is in general much shorter than both the superconducting coherence length ξ_c and the decay length of the Andreev bound states, κ^{-1} , with $\xi_c \leq \kappa^{-1}$ ^{13,15}, and we thus expect that the inclusion of a spatially varying order parameter does not alter the qualitative nature of our results presented above.

In summary, we have studied the Josephson current in a junction consisting of two s -wave superconductors that are separated by a barrier with magnetic and non-magnetic scattering potentials. In the limit $g = Z \rightarrow \infty$, we show that I_J is fully spin polarized and carried by single electrons of a single spin polarization, in contrast to the conventional Josephson current in s -wave superconductors with a non-magnetic barrier, where I_J is carried by Cooper pairs. This result opens the intriguing possibilities to increase the spin-polarization of the Josephson current and the critical current by increasing the junction's magnetization. Both results are of particular interest for applications in the field of spin electronics. Moreover, by changing the phase ϕ between the superconductors, it is possible to tune the junction through a first-order quantum phase transition in which the superconductor's ground state spin polarization changes from $\langle S_z \rangle = 0$ to $\langle S_z \rangle = 1/2$, leading to a fully spin polarized Josephson current I_J . We compute the critical current, I_c for a given g and Z , and show that it possesses two lines of non-analyticities in the (g, Z) -plane. Finally, we demonstrate that in certain regions of the (g, Z) -plane, the Josephson current changes sign with increasing temperature without a change in the relative phase between the two superconductors, i.e., without a transition between a 0 and π state of the junction.

D.K.M. acknowledges financial support by the Alexan-

der von Humboldt Foundation, the National Science Foundation under Grant No. DMR-0513415 and the U.S. Department of Energy under Award No. DE-FG02-

05ER46225. We would like to acknowledge helpful discussion with M. Fogelström and D. Manske.

-
- ¹ S.A. Wolf, D.D. Awschalom, R.A. Buhrman, J.M. Daughton, S. von Molnar, M.L. Roukes, A.Y. Chtchelkanova, and D.M. Treger, *Science* **294**, 1488 (2001), and references therein; I. Zutic, J. Fabian, and S. Das Sarma, *Rev. Mod. Phys.* **76**, 323 (2004)
- ² For recent reviews see S. Kashiwaya and Y. Tanaka, *Rep. Prog. Phys.* **63**, 1641 (2000); A.A. Golubov, M.Yu. Kupriyanov, and E. Il'ichev, *Rev. Mod. Phys.* **76**, 411 (2004); and references therein.
- ³ L.N. Bulaevskii, V.V. Kuzii, and A.A. Sobyanin, *Pisma Zh. ksp. Teor. Fiz.* **25**, 314 (1977) [*JETP Lett.* **25**, 290 (1977)]; A.V. Andreev, A.I. Buzdin, and R.M. Osgood, *Phys. Rev. B* **43**, 10124 (1991); A.I. Buzdin, B. Vujicic, and M.Yu. Kupriyanov, *Zh. ksp. Teor. Fiz.* **101**, 231 (1992) [*Sov. Phys. JETP* **74**, 124 (1992)].
- ⁴ V.V. Ryazanov, V.A. Oboznov, A.Yu. Rusanov, A.V. Veretennikov, A.A. Golubov, and J. Aarts, *Phys. Rev. Lett.* **86**, 2427 (2001).
- ⁵ M. Fogelström, *Phys. Rev. B* **62**, 11812 (2000); M. Andersson, J.C. Cuevas, and M. Fogelström, *Physica C* **117**, 367 (2002).
- ⁶ Y.S. Barash and I.V. Bobkova, *Phys. Rev. B* **65**, 144502 (2002).
- ⁷ A.F. Andreev, *Phys. JETP* **19**, 1228 (1964).
- ⁸ L.B. Ioffe, V.B. Geshkenbein, M.V. Feigel'man, A.L. Fauchere, and G. Blatter, *Nature* **398**, 679 (1999).
- ⁹ B.E. Kane, *Nature (London)* **393**, 133 (1998).
- ¹⁰ The Josephson current carried by states outside the superconducting gap is in general negligible^{11,13}.
- ¹¹ R.A. Riedel and P.F. Bagwell, *Phys. Rev. B* **57**, 6084 (1998).
- ¹² R. Zikic, L. Dobrosavljevic-Grujic, and Z. Radovic, *Phys. Rev. B* **59**, 14644 (1999).
- ¹³ A.M. Zagoskin, *Quantum Theory of Many-Body Systems* (Springer, New York 1998).
- ¹⁴ A. Furusaki, *Superlatt. Microstruct.* **25**, 809 (1999).
- ¹⁵ H.-J. Kwon, K. Sengupta, and V.M. Yakovenko, *Eur. Phys. J. B* **37**, 349 (2004).
- ¹⁶ P.G. de Gennes, *Superconductivity of Metals and Alloys* (Addison-Wesley, New York, 1989).
- ¹⁷ In Ref.⁵ a splitting of the Andreev states is found to occur for $\phi \neq 0$ only. The reason for this discrepancy with the results discussed above and those in Refs.^{6,12} lies in the particular form of the S -matrix chosen in⁵.
- ¹⁸ R. S. Keizer, S. T. B. Goennenwein, T. M. Klapwijk, G. Miao, G. Xiao, and A. Gupta, *Nature (London)* **439**, 825 (2006).
- ¹⁹ A. Sakurai, *Prog. Theor. Phys.* **44**, 1472 (1970).
- ²⁰ A. V. Balatsky, I. Vekhter, and Jian-Xin Zhu, *Rev. Mod. Phys.* **78**, 373 (2006).
- ²¹ D.K. Morr and N.A. Stavropoulos, *Phys. Rev. B* **67**, 020502(R) (2003).
- ²² P.C. Hammel, *Nature (London)* **430**, 300 (2004).
- ²³ B. Kastening, D.K. Morr, D. Manske, and K. Bennemann, *Phys. Rev. Lett.* **96**, 047009 (2006).
- ²⁴ Note that our Z is, by definition, half the Z of¹⁵.
- ²⁵ Y. Lu, *Acta Physics Sinica* **21**, 75 (1965); H. Shiba, *Prog. Theoret. Phys.* **40**, 435 (1968).
- ²⁶ P. Schlottmann, *Phys. Rev. B* **13**, 1 (1976); M.I. Salkola, A.V. Balatsky, and J.R. Schrieffer, *Phys. Rev. B* **55**, 12648 (1997); D.K. Morr and J. Yoon, *Phys. Rev. B* **73**, 224511 (2006).