

Spin-density in a two-dimensional electron gas induced by an electromagnetic wave

Alexander Shnirman¹ and Ivar Martin²

¹ *Institut für Theoretische Festkörperphysik Universität Karlsruhe, D-76128 Karlsruhe, Germany*

² *Theoretical Division, Los Alamos National Laboratory, Los Alamos, NM 87545, USA*

(Dated: December 2, 2024)

We consider the magnetic response of a two-dimensional electron gas (2DEG) with a spin-orbit interaction to a long-wave-length electromagnetic excitation. We observe that the transverse electric field creates a spin polarization perpendicular to the 2DEG plane. The effect is more prominent in clean systems with resolved spin-orbit-split subbands, and reaches maximum when the frequency of the wave matches the subband splitting at the Fermi momentum. The relation of this effect to the spin-Hall effect is discussed.

Spintronics is a fast developing field of research. While spin-orbit effects in semiconductors were discussed for a long time [1, 2], recently discovered spin-Hall effect [3, 4] has generated a lot of interest in applying spin-orbit related effects to spintronics [5]. The promise of the spin-Hall effect is in the possibility of generation of non-equilibrium spin polarization by means of a DC electric field. However, after some discussions it was concluded that in two-dimensional electron gases with the Rashba and the Dresselhaus spin-orbit interactions, the spin-Hall effect vanishes for constant and homogeneous electric field [6, 7, 8, 9]. At finite frequencies the spin-Hall effect is non-zero [7].

While for the homogenous spin-Hall effect (uniform applied electric field) the out-of-plane spin polarization is expected to accumulate only at the edges of the sample [7], there is an alternative possibility that we propose to explore here: To create an out-of-plane inhomogeneous spin density *in the bulk* in response to a spatially-modulated field. Such bulk accumulation is free from the uncertainties associated with the charge and spin transport near the sample boundaries, and thus may provide an unambiguous method to detect the spin-Hall effect.

A possible realization is shown in Fig. 1, and corresponds to a *transverse* electric field E_x changing in the y -direction. In the presence of the spin-Hall effect, the spin currents are expected to flow towards each other, with the spin accumulation expected in the middle. From the Maxwell equation, $\text{rot}\mathbf{E} = -(1/c)\dot{\mathbf{B}}$, a transverse electric field can only exist together with the time-dependent magnetic field. To create the situation shown in Fig. 1 we therefore consider a linearly polarized in-plane microwave field $\mathbf{A} = \mathbf{e}_x A_0 \exp(iqy - i\Omega t)$; $\mathbf{E} = E_x \mathbf{e}_x = \mathbf{e}_x (A_0/c) i\Omega \exp(iqy - i\Omega t)$; $\mathbf{B} = B_z \mathbf{e}_z =$

$-\mathbf{e}_z A_0 i q \exp(iqy - i\Omega t)$; and $\Omega = cq$. There is naturally a spin response in the z -direction due to the B_z magnetic field (the Zeeman effect; this is similar to the response to an in-plane field considered, e.g., in Refs. [10, 11]). However, in addition to this pure *spin* effect, we also find an *orbital* contribution to $s_z^{\text{orbital}} \sim \text{rot}\mathbf{E}$, which can be attributed to the spin-Hall effect. (Since $\text{rot}\mathbf{E} \sim \Omega B_z$ this response can be conveniently interpreted as an orbital contribution to the spin susceptibility.) The response of the in-plane polarization to the transverse electric field at arbitrary values of q was considered for the clean case in Ref. [12].

We consider the Rashba model of a 2DEG with the Hamiltonian

$$H = \frac{(\mathbf{p} - \frac{e}{c}\mathbf{A})^2}{2m} + \alpha_R \boldsymbol{\eta} \left(\mathbf{p} - \frac{e}{c}\mathbf{A} \right) - \frac{1}{2} g \mu_B \mathbf{B} \boldsymbol{\sigma} + V_{\text{disorder}}. \quad (1)$$

where $\boldsymbol{\eta} \equiv \mathbf{z} \times \boldsymbol{\sigma} = (-\sigma_y, \sigma_x, 0)$. The model (with $\mathbf{A} = 0$ and $V_{\text{disorder}} = 0$) has two energy bands. The eigenfunctions of the two bands $\beta = \pm$ are given by

$$|u_{\pm, p}\rangle = \frac{1}{\sqrt{2}} (|\uparrow\rangle \mp i e^{i\phi_p} |\downarrow\rangle), \quad (2)$$

where $\tan \phi_p \equiv p_y/p_x$ and the energies are given by $\epsilon^\pm(\mathbf{p}) = \frac{\mathbf{p}^2}{2m} \pm \Delta_p$, where $\Delta_p \equiv \alpha_R p$.

One should distinguish between the clean and dirty regimes. a) In the clean regime (weak disorder or strong SOI) $\Delta_F \equiv \alpha_R p_F \gg \tau^{-1}$, where τ is the elastic mean free time. The two spin-orbit split bands are, thus, well defined. b) In the dirty regime (strong disorder or weak SOI) $\Delta_F \ll \tau^{-1}$. The bands are not split. This is the regime where the Dyakonov-Perel physics applies [1]. One can also define a “super clean” regime $1/\tau < m\alpha_R^2$, which, however, appears to be irrelevant experimentally at this time and will not be considered here.

In this work we focus primarily on the clean regime, although our diagrammatic derivation holds also in the dirty regime. Depending on the frequency of the applied field one can then probe the *resonant* ($\Omega \approx 2\Delta_F$) and *off-resonant* ($|\Omega - 2\Delta_F| \gg 1/\tau$, e.g. $\Omega \ll 2\Delta_F$) responses of the spin system. Before rigorously deriving our results diagrammatically, we provide qualitative derivation

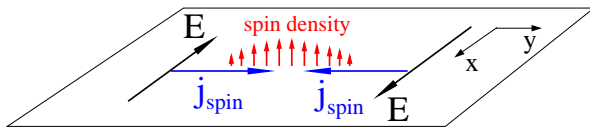


FIG. 1: The “naive” motivation: Spin accumulation due to converging spin currents.

of spin responses in these regimes.

In the low-frequency (off-resonant) limit, we consider slow (both in time and space) components of the single-electron density matrix $f_{\beta_1, \beta_2}(\mathbf{p}_1, \mathbf{p}_2)$. Here β_1 and β_2 are the band indexes while \mathbf{p}_1 and \mathbf{p}_2 are the electron momenta. Introducing $\mathbf{p} = (\mathbf{p}_1 + \mathbf{p}_2)/2$, $\mathbf{q} = \mathbf{p}_1 - \mathbf{p}_2$ we note that slowness in space means that \mathbf{q} is small. When the spin-orbit splitting, Δ_p , is large, only the band-diagonal elements $f_{\beta}(\mathbf{p}_1, \mathbf{p}_2) \equiv f_{\beta, \beta}(\mathbf{p}_1, \mathbf{p}_2)$ can be slow. Indeed the band-off-diagonal elements either oscillate in time with frequency $\sim \Delta_p$ or oscillate in space with $q \sim \Delta_p/v_F$. Consider the density matrix of band β in the coordinate representation:

$$f_{\beta}(\mathbf{r}, \mathbf{r}') = \sum_{\mathbf{p}_1, \mathbf{p}_2} f_{\beta}(\mathbf{p}_1, \mathbf{p}_2) e^{i\mathbf{p}_1 \mathbf{r} - i\mathbf{p}_2 \mathbf{r}'} |u_{\beta, \mathbf{p}_1}\rangle \langle u_{\beta, \mathbf{p}_2}|. \quad (3)$$

We calculate the z -component of the spin density:

$$\begin{aligned} s_z(\mathbf{r}) &= \frac{1}{2} \sum_{\beta} \text{Tr} [\sigma_z f_{\beta}(\mathbf{r}, \mathbf{r})] \\ &\approx \frac{1}{2} \sum_{\beta, \mathbf{p}, \mathbf{q}} f_{\mathbf{p}, \mathbf{q}, \beta} e^{i\mathbf{q} \mathbf{r}} \langle u_{\beta, \mathbf{p}} | \sigma_z \mathbf{q} \cdot \nabla_{\mathbf{p}} | u_{\beta, \mathbf{p}} \rangle \\ &= \frac{1}{2} \sum_{\beta, \mathbf{p}, \mathbf{q}} f_{\mathbf{p}, \mathbf{q}, \beta} e^{i\mathbf{q} \mathbf{r}} (-i\mathbf{q} \cdot \nabla_{\mathbf{p}} \phi_p / 2). \end{aligned} \quad (4)$$

Note that the contributions of both bands add up. For $\mathbf{q} = q_y \mathbf{e}_y$ and using $\nabla_{p_y} \phi_p = \cos \phi_p / p$ we obtain $s_z(\mathbf{q}) \propto i q_y \sum_{\beta, \mathbf{p}} f_{\mathbf{p}, \mathbf{q}, \beta} \cos \phi_p / p$. From the usual Boltzmann equation we know that under the influence of the electric field $\mathbf{E} = E_x \mathbf{e}_x$ the correction to the distribution function satisfies $\sum_{\mathbf{p}} f_{\mathbf{p}, \mathbf{q}, \beta} \cos \phi_p \propto \nu e E_x v_F \tau$, where ν is the density of states and τ is the momentum relaxation time. Thus we finally obtain $s_z(\mathbf{q}) \propto i q_y e E_x \tau$ (we have used $p_F = m v_F$, $\nu \propto m$ and the fact that everything happens near the Fermi energy).

When the excitation frequency approximately matches the spin subband splitting (the resonant case), the generation of the transverse spin polarization can be understood based on the Bloch equations, familiar from the theory of the nuclear and electron spin resonance [13]. The spin-orbit coupling can be represented as a momentum dependent magnetic field \mathbf{b}_0 acting on the electrons with the Hamiltonian $H_{SO} = \mathbf{b}_0 \boldsymbol{\sigma}$, where $\mathbf{b}_0 = \Delta_p(p_y/p, -p_x/p)$. The spin-dependent part of the interaction of the EM wave with electrons can be recast in the following form, $H_{int} = \mathbf{b}_1 \boldsymbol{\sigma}$ where \mathbf{b}_1 is a small oscillating magnetic field directed along the y -axis, $\mathbf{b}_1 = \alpha_R(e/c) A_0 \mathbf{e}_y e^{iqy - i\Omega t}$. The single-electron states $|u_{-, \mathbf{p}}\rangle$ and $|u_{+, \mathbf{p}+\mathbf{q}}\rangle$ that are connected by the AC field \mathbf{b}_1 do not have the same momentum, and thus their energy difference is $\delta E_p = \epsilon^+(\mathbf{p} + \mathbf{q}) - \epsilon^-(\mathbf{p}) \approx 2\Delta_p + p_y q / m$. For each such pair of states, provided that, without the driving, $|u_{-, \mathbf{p}}\rangle$ is occupied while $|u_{+, \mathbf{p}+\mathbf{q}}\rangle$ is not, the usual Bloch dynamics of the electron spin takes place. That is

$|u_{-, \mathbf{p}}\rangle$ plays the role of the state $|\uparrow\rangle$ along the direction of \mathbf{b}_0 , while $|u_{+, \mathbf{p}+\mathbf{q}}\rangle$ plays the role of $|\downarrow\rangle$. Only the part of \mathbf{b}_1 perpendicular to \mathbf{b}_0 is important, $|\mathbf{b}_{1, \perp}| = |\mathbf{b}_1| \sin \phi_p$. In the linear response regime the driving produces the out-of-plane polarization

$$\langle \sigma_z, \mathbf{p} \rangle \sim \text{Re} \left[\frac{i e^{-i\Omega t} |\mathbf{b}_1| \sin \phi_p}{[i/T_2 + (\Omega - \delta E_p)]} \right], \quad (5)$$

where T_2 is the dephasing time. $T_2 \sim \tau$ in the clean limit. The total spin polarization is given by $s_z = L^{-2} \sum_{\mathbf{p}} \langle \sigma_z, \mathbf{p} \rangle n_F(\epsilon_{\mathbf{p}}^-) [1 - n_F(\epsilon_{\mathbf{p}+\mathbf{q}}^+)]$. The summation is effectively restricted to the ring defined by $p_F + \alpha_R m > p > p_F - \alpha_R m$. (Note that in the limit $q = 0$ the spin polarization vanishes, since $\langle \sigma_z, \mathbf{p} \rangle \propto \sin \phi_p$, i.e. it has only a p -component. This actually means that there is a resonant spin current j_y^z flowing in the system [7].) Restricting ourselves to the experimentally relevant “not-super-clean” regime $1/\tau > \alpha_R^2 m$, all states in the ring $p_F + \alpha_R m > p > p_F - \alpha_R m$ are “in resonance” simultaneously (c.f. (5)) when $\Omega \sim 2\Delta_F$. Assuming also $v_F q < 1/\tau$ we expand the denominator of (5) and after summation obtain

$$s_z \sim \text{Re} \left[\frac{i e^{-i\Omega t} (e/c) A_0 q \Delta_F^2}{[i/T_2 + (\Omega - 2\Delta_F)]^2} \right]. \quad (6)$$

Notice the strongly resonant (Fano shape) nature of this contribution. A very similar result also obtains for the case of the Dresselhaus spin-orbit interaction. Interestingly, by noting that $A_0/c = E_x/(i\Omega)$ and replacing $\Omega \rightarrow i/\tau$ we can approximately recover the low-frequency spin accumulation from the resonant result. This indicates the close connection between these two effects.

A resonant generation of out-of-plane spin polarization was also recently proposed in Ref [14]. In that work, the polarization appeared due to explicit symmetry breaking by a strong constant magnetic field applied in the 2DEG plane, while in our case the effect is due to the finite value of q .

Diagrammatic derivation. We now derive these results in a rigorous manner. We consider only s-wave disorder scattering, that is $V_{\text{disorder}} = \sum_k u \delta(\mathbf{r} - \mathbf{r}_k)$ where \mathbf{r}_k are random locations with the average density n . We use the Keldysh technique. For introduction see Ref. [15]. We employ the linear response in \mathbf{A} : $H = H_0 + H_1$ where

$$H_0 = \frac{\mathbf{p}^2}{2m} + \alpha_R \boldsymbol{\eta} \mathbf{p} + V_{\text{disorder}}, \quad (7)$$

and

$$H_1 = -\frac{e}{2c} \{ \mathbf{v}, \mathbf{A} \}_+ = -\frac{e}{2c} \left\{ \left(\frac{\mathbf{p}}{m} + \alpha_R \boldsymbol{\eta} \right), \mathbf{A} \right\}_+. \quad (8)$$

We neglect the \mathbf{A}^2 contribution and the Zeeman term will be considered separately.

In order to account properly for the vertex corrections [6, 8] we perform the linear response expansion

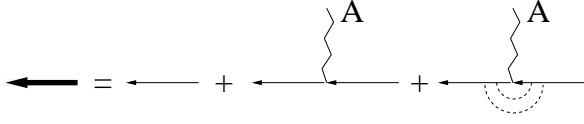


FIG. 2: Diagrammatic representation of Eq. 11. The double dashed line represents the sum of impurity “rainbow” diagrams (Diffuson) with minimum one impurity line.

starting from the Dyson equation which reads

$$(i\partial/\partial t - H) * G = \hat{1} + \Sigma * G, \quad (9)$$

where $*$ stands for convolution. The self-energy is given by the self-consistent Born approximation.

$$\Sigma(\mathbf{r}_1, \mathbf{r}_2, t_1, t_2) = nu^2 \delta(\mathbf{r}_1 - \mathbf{r}_2) G(\mathbf{r}_1, \mathbf{r}_2, t_1, t_2). \quad (10)$$

This approach is equivalent to the quantum Boltzman equation used in Ref. [7].

Using $H = H_0 + H_1$, $G = G_0 + G_1$, and $\Sigma = \Sigma_0 + \Sigma_1$ we obtain

$$G_1 = G_0 * (H_1 + \Sigma_1) * G_0. \quad (11)$$

The inclusion of Σ_1 is equivalent to accounting for the vertex corrections. This can be seen from Fig. 2.

The zeroth order in \mathbf{A} Green’s functions and self energy reflect the standard disorder broadening. One obtains $\Sigma_0^R = -i/(2\tau)$, where $\tau^{-1} = 2\pi nu^2\nu$ and $\nu = m/(2\pi)$ is the density of states (per spin) without the spin-orbit coupling. The zeroth order (in \mathbf{A}) broadened Green’s functions read

$$G_0^R = \left(\frac{1}{2} + \frac{1}{2} \frac{\eta \mathbf{p}}{p} \right) G_0^{R+} + \left(\frac{1}{2} - \frac{1}{2} \frac{\eta \mathbf{p}}{p} \right) G_0^{R-}, \quad (12)$$

where $G_0^{R\pm}(\mathbf{p}, \omega) \equiv (\omega - \epsilon^\pm(\mathbf{p}) + i/(2\tau))^{-1}$. In equilibrium $G_0^K = h(\omega) (G_0^R - G_0^A)$ and $\Sigma_0^K = h(\omega) (\Sigma_0^R - \Sigma_0^A)$, where $h(\omega) \equiv \tanh \frac{\omega - E_F}{2T}$.

Our goal is to find G_1 with the self-consistent condition

$$\Sigma_1(\mathbf{q}, \omega, \Omega) = \frac{1}{m\tau} \int \frac{d^2 p}{(2\pi)^2} G_1(\mathbf{p}, \mathbf{q}, \omega, \Omega). \quad (13)$$

Having G_1 one can calculate any single-particle quantity, i.e., density or current. Thus this approach is equivalent to the Kubo formula with the external vertex (the responding observable) being chosen later.

As usual in the linear response theory the Keldysh component G_1^K splits into two parts, $G_1^K = G_1^{K,I} + G_1^{K,II}$. The first part, $G_1^{K,I}$, corresponds to the R-A combinations in the Kubo formula, while $G_1^{K,II}$ stands for the R-R and A-A combinations [15]. The spin density is given by $\mathbf{s} \equiv \text{Tr} [\frac{1}{2} \boldsymbol{\sigma} \hat{\rho}]$. The density matrix is given by $\hat{\rho} = \int \frac{d\omega}{2\pi} \int \frac{d^2 p}{(2\pi)^2} [-i G_1^K] = -\frac{i}{2} \int \frac{d\omega}{2\pi} \int \frac{d^2 p}{(2\pi)^2} (G_1^K - G_1^R + G_1^A) = \hat{\rho}^I + \hat{\rho}^{II}$, where $\hat{\rho}^I = -\frac{i}{2} \int \frac{d\omega}{2\pi} \int \frac{d^2 p}{(2\pi)^2} G_1^{K,I}$ and

$\hat{\rho}^{II}$ represents the rest. Our analysis shows that for the orbital response $\mathbf{s}^{II} = \text{Tr} [\frac{1}{2} \boldsymbol{\sigma} \hat{\rho}^{II}] \approx 0$. Thus we focus on $\mathbf{s}^I = \text{Tr} [\frac{1}{2} \boldsymbol{\sigma} \hat{\rho}^I]$.

We obtain

$$G_1^{K,I} = \frac{h(\omega + \Omega/2) - h(\omega - \Omega/2)}{\Omega} g^K, \quad (14)$$

with

$$g^K(\mathbf{p}, \mathbf{q}, \omega, \Omega) = G_0^R(++) [ieE_x v_x + \sigma^K(\mathbf{q}, \omega, \Omega)] G_0^A(--), \quad (15)$$

where for brevity we introduced $G(\pm\pm) \equiv G(\mathbf{p} \pm \mathbf{q}/2, \omega \pm \Omega/2)$. The self-consistent Born condition reads now

$$\sigma^K(\mathbf{q}, \omega, \Omega) = \frac{1}{m\tau} \int \frac{d^2 p}{(2\pi)^2} g^K(\mathbf{p}, \mathbf{q}, \omega, \Omega). \quad (16)$$

Our calculations below apply both in the clean (but not “super-clean”) regime, $m\alpha_R^2 < \tau^{-1} < \Delta_F$, and in the dirty regime, $\tau^{-1} > \Delta_F$. We allow for arbitrary external frequency Ω , including $\Omega > \tau^{-1}$. However, we limit ourselves to the experimentally relevant regime $v_F q \ll \tau^{-1}, \Delta_F$. Thus we can expand Eq. (15) and Eq. (16) in \mathbf{q} by introducing $g^K = g_0^K + qg_1^K + \dots$, $\sigma^K = \sigma_0^K + q\sigma_1^K + \dots$, $\hat{\rho}^I = \hat{\rho}_0^I + q\hat{\rho}_1^I + \dots$ and $\mathbf{s}^I = \mathbf{s}_0^I + q\mathbf{s}_1^I + \dots$. Our goal is to find \mathbf{s}_0^I and \mathbf{s}_1^I .

Zeroth order in \mathbf{q} . The zeroth order in \mathbf{q} corresponds to a homogenous field. In this case there is no difference between the transverse and the longitudinal cases. Thus we should reproduce known results. We have, indeed reproduced the vertex “dressing” which “kills” the spin-Hall current at $\Omega = 0$ [6, 7] as well as the finite frequency spin-current obtained in Ref. [7]. For the spin polarization we obtain

$$\mathbf{s}_0^I = \alpha_R e E_x \tau \nu \mathbf{e}_y \frac{b^2}{b^2(2a-1) + 2a^2(a-1)}. \quad (17)$$

where $a \equiv 1 - i\Omega\tau$ and $b \equiv 2\Delta_F\tau$. For $\Omega\tau \ll 1$ in the case of strong spin-orbit ($b \gg 1$) and for $\Omega \ll \Delta_F^2\tau$ for the case of weak spin-orbit ($b \ll 1$) this gives $\mathbf{s}_0^I(\Omega \rightarrow 0) \approx \alpha_R e E_x \tau \nu \mathbf{e}_y$. In other words this result is obtained when $\Omega\tau_s \ll 1$, where $\tau_s \equiv \max[\tau, 1/(\Delta_F^2\tau)]$ is the spin relaxation time. This is the well known result of Edelstein [2] meaning that there is an in-plane spin polarization perpendicular to the applied electric field. In the clean limit, $\Delta_F\tau \gg 1$, the polarization (17) shows resonance discussed in Ref. [11].

First (linear) order in \mathbf{q} . Taking into account that $\mathbf{q} = q\mathbf{e}_y$ we expand Eq. (15). This gives

$$\begin{aligned} g_1^K &= \frac{1}{2} G_0^R(+) \cdot v_y \cdot G_0^R(+) \cdot (iE_x v_x + \sigma_0^K) \cdot G_0^A(-) \\ &- \frac{1}{2} G_0^R(+) \cdot (iE_x v_x + \sigma_0^K) \cdot G_0^A(-) \cdot v_y \cdot G_0^A(-) \\ &+ G_0^R(+) \cdot \sigma_1^K \cdot G_0^A(-), \end{aligned} \quad (18)$$

where $G(\pm) \equiv G(\mathbf{p}, \omega \pm \Omega/2)$. After some algebra we obtain for the spin density $q\mathbf{s}_1^I = s_z^{I,\text{orbital}}\mathbf{e}_z$ with

$$s_z^{I,\text{orbital}} = -\frac{ieE_x\tau q}{4\pi} \cdot \frac{b}{(b^2 + a^2 - a)} \cdot \left[\frac{b}{2a} - \Gamma_0 \frac{ab}{a^2 + b^2} \right] \\ = \nu\mu_B B_z \cdot \frac{b(1-a)}{(b^2 + a^2 - a)} \cdot \left[\frac{b}{2a} - \Gamma_0 \frac{ab}{a^2 + b^2} \right], \quad (19)$$

where $\Gamma_0 = \frac{2(a-1)(b^2+a^2)}{b^2(2a-1)+2a^2(a-1)}$ and we have used $q_y E_x = -\Omega B_z/c$ and $\frac{e}{4\pi c} = \nu\mu_B$. Thus we obtain the out-of-plane spin polarization. This is the main result of our work. For $\Omega\tau_s \ll 1$

$$s_z^{I,\text{orbital}}(\Omega) \approx -\frac{ieE_x\tau q}{8\pi} = \nu\mu_B B_z \frac{i\Omega\tau}{2}. \quad (20)$$

The out-of-plane polarization is much smaller than the one of Edelstein. Indeed we observe that for $\Omega\tau_s \ll 1$ their ratio is given by $q|\mathbf{s}_1^I|/|\mathbf{s}_0^I| \sim ql_{SO}$, where $l_{SO} = \hbar/(m\alpha_R)$ is the spin-orbit length. The fact that the result is purely imaginary means that the spin wave is phase shifted by $\pi/2$ relative to the applied microwave. This is consistent with the naive picture of the z -polarized spin currents proportional to the electric field (see Fig. 1). One should not, however, attempt to obtain (19) from the finite frequency Ω spin current calculated in Ref. [7] using a naive continuity equation $-i\Omega s^z + iq_y j_y^z = 0$. The correct one reads $-i\Omega s^z + iq_y j_y^z = t^z$, where t^z is the torque density [16]. Our analysis shows that torque is important and that the correct answer (19) differs from the naive one in amplitude and sign. E.g., for $\Omega\tau_s \ll 1$ the correct answer is two times smaller in amplitude and has an opposite sign as compared with the naive one.

Response to the Zeeman term. We apply the same technique to calculate the response to the Zeeman term. Since $B \propto qA_0$ it is enough to consider only zeroth order in q . The perturbation (vertex) reads $H_1 = -\frac{1}{2}g\mu_B B_z \sigma_z = \frac{ig\mu_B qA_0}{2}\sigma_z$. Acting as above we obtain for the polarization $s_z^{\text{Zeeman}} = s_z^{I,\text{Zeeman}} + s_z^{II,\text{Zeeman}}$, where

$$s_z^{I,\text{Zeeman}} = \nu\mu_B B_z \cdot \frac{g}{2} \cdot \frac{(1-a)a}{b^2 - (1-a)a}, \quad (21)$$

and $s_z^{II,\text{Zeeman}} = \nu\mu_B B_z \cdot \frac{g}{2}$. It turns out that the R-R and A-A contributions are important and give just the pure Pauli susceptibility. In the limit of zero spin-orbit coupling, i.e., $b = 0$, but finite Ω we observe that the total spin polarization vanishes, i.e., $s_z^{\text{Zeeman}} = -s_z^{II,\text{Zeeman}}$.

Discussion. It is convenient to measure the susceptibility in units of $\nu\mu_B$. With $m \sim 0.067m_e \sim 0.7 \cdot 10^{-31}\text{kg}$ we obtain the density of states $\nu = m/(2\pi\hbar^2) \sim 10^{36}\text{J}^{-1}\text{m}^{-2}$. With $\mu_B \sim 10^{-23}\text{J/T}$ we obtain $\nu\mu_B \sim 10^{13}\text{T}^{-1}\text{m}^{-2} = 10^5\text{G}^{-1}\text{cm}^{-2}$. We take the parameters of the 2DEG in a GaAs/AlGaAs heterostructures from Ref. [17]. With the mobility $\mu = e\tau/m \sim 25\text{m}^2/\text{Vs}$ and the electron density $n \sim 6 \cdot 10^{15}\text{m}^{-2}$ we obtain

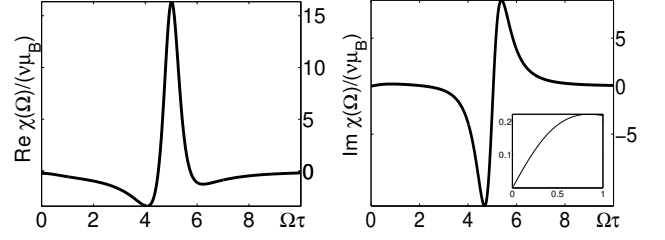


FIG. 3: Real (left) and imaginary (right) parts of the total spin susceptibility $\chi \equiv s_z/B_z$. Inset: Blow-up of the imaginary part at $\Omega\tau < 1$.

$\tau \sim 10^{-11}\text{s}$, $v_F \sim \sqrt{n/(m\nu)} \sim 3 \cdot 10^5\text{m/s}$, and the mean free path $l = \tau v_F \sim 3\mu\text{m}$. The reported value for the spin-orbit length $l_{SO} \sim 4\mu\text{m}$. Thus we are on the border between the Dyakonov-Perel regime and the strong spin-orbit regime so that $\Delta_F\tau = l/l_{SO} \sim 1$.

In the clean limit $\Delta_F\tau \gg 1$ the orbital polarization (19) dominates over s_z^{Zeeman} near resonance $\Omega \sim 2\Delta_F$. Also in this regime the low frequency out-of-phase orbital response is dominant, i.e., $\text{Im}[s_z^{\text{orbital}}] \gg \text{Im}[s_z^{\text{Zeeman}}]$ for $\Omega\tau \ll 1$. In the opposite regime, $\Delta_F\tau \ll 1$, the Zeeman terms dominate. For plotting we choose $2\Delta_F\tau = 5$. In Fig. 3 the resonant behavior at high frequency is shown. The orbital Fano-like contribution is clearly dominant. The linear in frequency dependence of the imaginary part at $\Omega\tau < 1$ (shown in the inset in Fig. 3) corresponds to Eq. (20). Assuming ac magnetic field of 1 Gauss, the spin polarization on resonance is about 10^6cm^{-2} . Such polarization could be measured experimentally by the spectroscopic techniques [18, 19].

We acknowledge discussions with M. Freeman and A. Shekhter. This work was supported by the DOE and by the CFN of the DFG.

-
- [1] M. I. Dyakonov and V. I. Perel, Sov. Phys. JETP **33**, 1053 (1971).
 - [2] V. M. Edelstein, Solid State Commun. **73**, 233 (1990).
 - [3] J. Sinova, D. Culcer, Q. Niu, N. A. Sinitsyn, T. Jungwirth, and A. H. MacDonald, Phys. Rev. Lett. **92**, 126603 (2004).
 - [4] S. Murakami, N. Nagaosa, and S. C. Zhang, Science **301**, 1348 (2003).
 - [5] S. Murakami, Adv. Solid State Phys. **45**, 197 (2005).
 - [6] J. Inoue, G. E. W. Bauer, and L. W. Molenkamp, Phys. Rev. B **70**, 041303 (2004).
 - [7] E. G. Mishchenko, A. V. Shytov, and B. I. Halperin, Phys. Rev. Lett. **93**, 226602 (2004).
 - [8] O. V. Dimitrova, Phys. Rev. B **71**, 245327 (2005).
 - [9] O. Chalaev and D. Loss, Phys. Rev. B **71**, 245318 (2005).
 - [10] S. I. Erlingsson, J. Schliemann, and D. Loss, Phys. Rev. B **71**, 035319 (2005).
 - [11] A. Shekhter, M. Khodas, and A. M. Finkel'stein, Phys. Rev. B **71**, 165329 (2005).

- [12] E. I. Rashba, J. of Superconductivity: Incorp. Nov. Magn. **18**, 137 (2005).
- [13] C. P. Slichter, *Principles of Magnetic Resonance* (Springer, 1996), 3rd ed.
- [14] M. Duckheim and D. Loss, Nature Physics **2**, 195 (2006).
- [15] J. Rammer and H. Smith, Rev. Mod. Phys. **58**, 323 (1986).
- [16] A. A. Burkov, A. S. Núñez, and A. H. MacDonald, Phys. Rev. B **70**, 155308 (2004).
- [17] D. M. Zumbühl, J. B. Miller, C. M. Marcus, K. Campman, and A. C. Gossard, Phys. Rev. Lett. **89**, 276803 (2002).
- [18] S. A. Crooker, D. D. Awschalom, J. J. Baumberg, F. Flack, and N. Samarth, Phys. Rev. B **56**, 7574 (1997).
- [19] Y. K. Kato, R. C. Myers, A. C. Gossard, and D. D. Awschalom, Science **306**, 1910 (2004).