

The ground states of spin-3 Bose-Einstein condensates for conserved magnetization

H. Mäkelä and K.-A. Suominen

Department of Physics, University of Turku, FIN-20014 Turun yliopisto, Finland

(Dated: October 16, 2018)

We calculate the ground states and ground state phase diagrams of Bose-Einstein condensates of spin-3 atoms under the assumption of conserved magnetization. We especially concentrate on the ground states of a ^{52}Cr condensate. In ^{52}Cr the magnetic dipole-dipole interaction enables magnetization changing collisions, but in a strong magnetic field these are suppressed. In the calculation of the phase diagrams we neglect the contribution from the dipole-dipole interaction, but discuss its effects at the end of the paper. We show that the ground state of a ^{52}Cr condensate does not seem to depend on whether or not the dipole-dipole interaction is taken into attention.

PACS numbers: 03.75.Mn

I. INTRODUCTION

Interest in spin-3 Bose-Einstein condensates (BECs) has increased rapidly since the creation of a chromium condensate [1]. In a chromium condensate the magnetic dipole-dipole interaction is much stronger than in alkali atom condensates. Therefore two interactions need to be considered: the short range (van der Waals) interaction modelled as a contact interaction, and the long range magnetic dipole-dipole interaction. The latter is known to enable conversion of spin angular momentum into orbital angular momentum, which makes possible the creation of vortex states via spin dynamics [2, 3]. The dipole-dipole interaction also affects the expansion dynamics of a chromium condensate [4, 5], and allows a precise measurement of the scattering length [6, 7].

In experiments performed so far, the condensate has been prepared in the $S = 3$, $m_S = -3$ state, where S is the total electronic spin and m_S gives the projection of S in the direction of the magnetic field. In this state the effect of the dipole-dipole interaction is the largest, but even then it is weaker than the van der Waals interaction. Therefore it has been neglected in the studies of the ground states of a ^{52}Cr condensate [2, 8].

One way to diminish the effect of the dipole-dipole interaction is to expose the condensate to a strong external magnetic field, which suppresses the conversion of spin angular momentum into orbital angular momentum. The weakening of the role of the dipole-dipole interaction simplifies the study of the system, as it allows one to concentrate on the effects of the contact interaction alone. Since the contact interaction does not change the value of magnetization, the ground states should be calculated taking this into attention. For spin-1 condensate this has been done in Ref. [9].

In this paper we calculate the ground states of spin-3 condensates under the assumption of conserved magnetization. The ground states of spin-3 condensates have been studied earlier, but in the previous studies the magnetization has been allowed to change freely [2, 8, 10]. We also present the ground state phase diagrams of spin-3 condensates corresponding to several fixed values of the magnetization. Finally we discuss the special case

of ^{52}Cr and study qualitatively the role of the magnetic dipole-dipole interaction.

This paper is organized as follows. In section II we derive an expression for the ground state energy of a spin-3 condensate. In section III we calculate the ground states and the ground state phase diagrams. In section IV we discuss the effects of the dipole-dipole interaction and analyze the ground states of ^{52}Cr . Section V contains a summary of the results of the paper.

II. THE INTERACTION ENERGY

In this section we derive an expression for the energy of a spin-3 condensate. The contact interaction between two condensate atoms can be written as $U(\mathbf{r} - \mathbf{r}') = \delta(\mathbf{r} - \mathbf{r}') \sum_{s=0}^6 g_s \mathcal{P}_s$, where \mathcal{P}_s is the projection operator to a two-particle state with total spin s , $g_s = \frac{4\pi\hbar^2 a_s}{M}$ and a_s is the s-wave scattering length in the total spin s -channel. Because of symmetry, only even terms appear in the sum [11]. We consider a two particle system and denote by \mathbf{S}_i the spin operator of particle i , that is, $\mathbf{S}_1 = \mathbf{S} \otimes I_2$, $\mathbf{S}_2 = I_1 \otimes \mathbf{S}$ and \mathbf{S} is the spin operator of a spin-3 particle. The total spin operator is $\mathbf{S}_{tot} = \mathbf{S}_1 + \mathbf{S}_2$. The possible values for the total spin of two particles are now 0, 2, 4, 6 and therefore we get $\mathbf{S}_{tot}^2 = \sum_{s=0,2,4,6} s(s+1) \mathcal{P}_s = 6\mathcal{P}_2 + 20\mathcal{P}_4 + 42\mathcal{P}_6$ ($\hbar = 1$). The sum of the projection operators gives the identity operator, $I \equiv I_1 \otimes I_2 = \mathcal{P}_0 + \mathcal{P}_2 + \mathcal{P}_4 + \mathcal{P}_6$. Now $\mathbf{S}_1 \cdot \mathbf{S}_2 = (\mathbf{S}_{tot}^2 - \mathbf{S}_1^2 - \mathbf{S}_2^2)/2 = (\mathbf{S}_{tot}^2 - 24I)/2 = -12\mathcal{P}_0 - 9\mathcal{P}_2 - 2\mathcal{P}_4 + 9\mathcal{P}_6$. By squaring this we get $(\mathbf{S}_1 \cdot \mathbf{S}_2)^2 = 144\mathcal{P}_0 + 81\mathcal{P}_2 + 4\mathcal{P}_4 + 81\mathcal{P}_6 = 81I + 63\mathcal{P}_0 - 77\mathcal{P}_4$. The latter expression is obtained by using the equation $\mathcal{P}_6 = I - \mathcal{P}_0 - \mathcal{P}_2 - \mathcal{P}_4$.

The projection operator \mathcal{P}_0 can be written as $\mathcal{P}_0 = |00\rangle\langle 00|$, where $|00\rangle \equiv |S_{tot} = 0, m_{S_{tot}} = 0\rangle$. With the help of the expressions for I , \mathcal{P}_0 , $\mathbf{S}_1 \cdot \mathbf{S}_2$ and $(\mathbf{S}_1 \cdot \mathbf{S}_2)^2$ we can write \mathcal{P}_2 , \mathcal{P}_4 and \mathcal{P}_6 as $\mathcal{P}_2 = -\frac{1}{126}[18I + 210\mathcal{P}_0 + 7\mathbf{S}_1 \cdot \mathbf{S}_2 - (\mathbf{S}_1 \cdot \mathbf{S}_2)^2]$, $\mathcal{P}_4 = \frac{1}{77}[81I + 63\mathcal{P}_0 - (\mathbf{S}_1 \cdot \mathbf{S}_2)^2]$ and $\mathcal{P}_6 = \frac{1}{198}[18I - 30\mathcal{P}_0 + 11\mathbf{S}_1 \cdot \mathbf{S}_2 + (\mathbf{S}_1 \cdot \mathbf{S}_2)^2]$. Using these the interaction term can be written as

$$U(\mathbf{r} - \mathbf{r}') = \delta(\mathbf{r} - \mathbf{r}') [\alpha I + 7\beta \mathcal{P}_0 + \gamma \mathbf{S}_1 \cdot \mathbf{S}_2 + \delta (\mathbf{S}_1 \cdot \mathbf{S}_2)^2], \quad (1)$$

where $\alpha = -\frac{1}{7}g_2 + \frac{81}{77}g_4 + \frac{1}{11}g_6$, $7\beta = g_0 - \frac{5}{3}g_2 + \frac{9}{11}g_4 - \frac{5}{33}g_6$, $\gamma = \frac{1}{18}(g_6 - g_2)$ and $\delta = \frac{1}{126}g_2 - \frac{1}{77}g_4 + \frac{1}{198}g_6$. The measured values for the scattering lengths of ^{52}Cr are $a_2 = -7a_B$, $a_4 = 58a_B$, $a_6 = 112a_B$, while the value of a_0 is unknown (a_B is the Bohr radius) [12]. We write $\alpha = \frac{4\pi\hbar^2 a_B}{M}\alpha'$, and define β', γ', δ' similarly. The scattering lengths give $\alpha' = 72.19a_B$, $7\beta' = 42.15a_B + a_0$, $\gamma' = 6.61a_B$, $\delta' = -0.24a_B$.

Next we study the energy of a spin-3 condensate using mean-field theory. We write $\psi = \sqrt{n}\xi$, where n is the particle density and ξ is a complex vector with seven components and $\xi^\dagger \xi = 1$. We call ξ a spinor. Previous studies have shown that the contribution from the magnetic dipole-dipole interaction is much smaller than that of the contact interaction [2, 8]. Here we also neglect the magnetic dipole-dipole interaction term at first, but discuss its effects in Sec. IV. If the dipole-dipole interaction is neglected the Hamiltonian reads

$$H = H_0 + \int d\mathbf{r} \frac{n^2}{2} \{ \alpha + \xi_\mu^* \xi_\tau^* [7\beta \langle 3\mu; 3\tau | 00 \rangle \langle 00 | 3\mu'; 3\tau' \rangle + \gamma \mathbf{S}_{1\mu\mu'} \cdot \mathbf{S}_{2\tau\tau'} + \delta \sum_{ij} (S_i S_j)_{\mu\mu'} (S_i S_j)_{\tau\tau'}] \xi_{\tau'} \xi_{\mu'} \} \cdot (2)$$

Here $H_0 = \int d\mathbf{r} [\hbar^2/(2m) \nabla \psi_\mu^* \cdot \nabla \psi_\mu + U n]$ with U an external potential, repeated index is summed, $i, j = x, y, z$, and $\mathbf{S}_{1\mu\mu'} = \mathbf{S}_{\mu\mu'} \otimes I_2$, $\mathbf{S}_{2\tau\tau'} = I_1 \otimes \mathbf{S}_{\tau\tau'}$.

The state $|00\rangle$ appearing in the projection operator \mathcal{P}_0 can be written in terms of one-particle states as $|00\rangle = \frac{1}{\sqrt{7}}[|3-3; 33\rangle + |33; 3-3\rangle - |3-2; 32\rangle - |32; 3-2\rangle + |3-1; 31\rangle + |31; 3-1\rangle - |30; 30\rangle]$. Using this the energy becomes

$$E[\psi] = \int d\mathbf{r} \{ \frac{\hbar^2}{2m} \nabla \psi_\mu^* \cdot \nabla \psi_\mu + U n + \frac{n^2}{2} [\alpha + \beta |\Theta|^2 + \gamma \langle \mathbf{S} \rangle^2 + \delta \sum_{ij} O_{ij}^2] \}, \quad (3)$$

where $\langle \mathbf{S} \rangle = \xi^\dagger \mathbf{S} \xi$, $O_{ij} = \langle S_i S_j \rangle = \xi^\dagger S_i S_j \xi$, and $\Theta = 2\xi_3 \xi_{-3} - 2\xi_2 \xi_{-2} + 2\xi_1 \xi_{-1} - \xi_0^2$.

We assume that in the ground state ξ is position independent. This is equivalent with the single mode approximation, where the orbital state of each spin component is taken to be the same. This is a realistic assumption if the external potential U is the same for all spin components, which is the case in an optical trap. The ground state spinors are then determined by the interaction energy, which is proportional to

$$E'[\psi] = \frac{\beta}{|\gamma|} |\Theta|^2 + \frac{\gamma}{|\gamma|} \langle \mathbf{S} \rangle^2 + \frac{\delta}{|\gamma|} O^2 \equiv b |\Theta|^2 + \frac{\gamma}{|\gamma|} \langle \mathbf{S} \rangle^2 + d O^2. \quad (4)$$

This is obtained by taking the terms in square brackets in Eq. (3), by dropping the constant α and by dividing the resulting equation by $|\gamma|$. Following the notation of [2] we have defined $O^2 = \sum_{ij} O_{ij}^2$. In the energy $0 \leq |\Theta| \leq 1$

and $46 \leq O^2 \leq 85.5$. The lower bound of O^2 is achieved for example when $\xi = (0, 1, 0, 0, 0, 0, 0)$ and the upper bound when $\xi = (1, 0, 0, 0, 0, 0, 1)/\sqrt{2}$.

Above we have assumed that there is no external magnetic field present. If condensate of spin-3 atoms is exposed to a homogeneous magnetic field given by $\mathbf{B} = B\mathbf{e}_z$, to first order in the magnetic field the energy changes by $E_B[\psi] = -\int d\mathbf{r} p n(\mathbf{r}) \langle S_z \rangle$. Here $p = g\mu_B B$, μ_B is the Bohr magneton and g is a constant specific to the condensate atoms. We assume that the external field is such that it is enough to include this first order contribution only. Since in ^{52}Cr the nuclear spin is zero, for chromium this term gives exactly the energy related to the magnetic field. In the presence of an external magnetic field the conservation of magnetization has to be taken into account. The magnetization is defined as $\mathbf{M} = \int d\mathbf{r} n(\mathbf{r}) \langle \mathbf{S} \rangle$, where in the spin operator $\hbar = 1$. If only the contact interaction is considered, the projection of magnetization in the direction of the magnetic field is a conserved quantity. Thus now the relevant quantity is $M_z = \int d\mathbf{r} n(\mathbf{r}) \langle S_z \rangle$.

We calculate the ground states under the assumptions that the magnetization is fixed and the spinor is position independent. The z -component of magnetization is then determined by $m \equiv \langle S_z \rangle = M_z/N$, where N is the particle number, and $E_B[\psi] = -pNm = -pM_z$. From this on we call m the magnetization. Since $\langle S_z \rangle = m$ is constant, we can drop the term proportional to $\langle S_z \rangle^2$ from the energy, which then becomes

$$E_m[\psi] \equiv b |\Theta|^2 + \frac{\gamma}{|\gamma|} (\langle S_x \rangle^2 + \langle S_y \rangle^2) + d O^2. \quad (5)$$

III. GROUND STATES AND PHASE DIAGRAMS

A. Free magnetization

We minimize Eq. (4) numerically to find out the zero-field ground state spinors. This minimization has been performed also in [8], but using an alternative parameterization of the energy. Therefore our pictures are not directly comparable with those of [8]. We have, however, checked that the zero-field phase diagrams agree exactly when the different parameterization is taken into account. The parameterization we use makes it easier to see from the phase diagrams how the ground states depend on b and d . The ground states and phase diagrams are shown in Table I and in Figs. 2(a) and 2(f). The notation of the ground states follows that of [8].

Next we briefly discuss the ground state phases. If $\gamma > 0$ it is in general favorable to have $\langle \mathbf{S} \rangle = 0$, whereas if $\gamma < 0$ it is energetically advantageous to make $|\langle \mathbf{S} \rangle|$ as large as possible. This is why the F and FF phases are favored in the figures corresponding to $\gamma < 0$. If $b, d < 0$, the energy is minimized when $|\Theta|$ and O^2 have their maximum values, i.e. $|\Theta| = 1$, $O^2 = 85.5$ and the system

TABLE I: Here are the ground states. Here $m = \langle S_z \rangle$ and $c(r)$ is a complex (real) number. R is a spin rotation given by $R(\epsilon_1, \epsilon_2, \epsilon_3) = e^{-i\epsilon_1 S_z} e^{-i\epsilon_2 S_y} e^{-i\epsilon_3 S_z}$. The value of ϵ_2 is determined by m . The energy does not change if $m_S \rightarrow -m_S$, $S = -3, -2, \dots, 3$, but the sign of magnetization changes. In the second and third column we give the notation used in Refs. [8] and [2], respectively. In spinors a, m are such that the terms inside square roots are non-negative and a is a function of b, d and m .

Phase	In [8]	In [2]	ξ	$ \Theta ^2$	$\langle \mathbf{S} \rangle^2$	O^2
A	A	P	$(1, 0, 0, 0, 0, 1)$	1	m^2	85.5
B	B	$S_{-3,-1,1,3}$	$(r, 0, c, 0, c, 0, r)$	0-1	0	56-85.5
C	C	$CY_{-3,-1,1,3}$	$(r_3, 0, r_1, 0, r_{-1}, 0, r_{-3})$	< 0.1	< 0.1	> 55
D	D		$(0, 1, 0, 0, 0, 1, 0)/\sqrt{2}$	1	0	48
E	E		$(a, 0, 0, \sqrt{1-2a^2}, 0, 0, a)$	$\leq 1/81$	0	48-48.375
F	F		$(0, 1, 0, 0, 0, 0, 0)$	0	4	46
FF	FF	F	$(1, 0, 0, 0, 0, 0, 0)$	0	9	81
G	G	$S_{-2,0,2}$	$(0, r_2, 0, r_0, 0, r_{-2}, 0)$	0-1	0-4	66.5-85.5
A_m	A_1	P	$(\sqrt{\frac{m+3}{6}}, 0, 0, 0, 0, \sqrt{\frac{3-m}{6}})$	$1 - \frac{1}{9}m^2$	m^2	$85.5 - \frac{1}{2}m^2$
B_m	B_1		$(r_3, 0, c_1, 0, c_{-1}, 0, r_{-3})$	0-1	m^2	46.9068-85.5
C_m	C_1		$(r_3, 0, r_1, 0, r_{-1}, 0, r_{-3})$	0-1	m^2	46.9068-85.5
D_m			$(0, \sqrt{2+m}, 0, 0, 0, \sqrt{2-m}, 0)/2$	$1 - \frac{1}{4}m^2$	m^2	$48 - \frac{1}{4}m^2$
E_m			$(r_3, r_2, r_1, r_0, r_{-1}, r_{-2}, r_{-3})$	0	m^2	$48 - \frac{1}{2}m^2$
E_m^2			$(r_3, r_2, r_1, r_0, r_{-1}, r_{-2}, r_{-3})$	0	m^2	$18 + 7m^2$
F_m^R			$R \cdot F$	0	4	46
FF_m^R			$R \cdot FF$	0	9	81
G_m	G_1		$(0, \sqrt{a^2 + \frac{1}{4}m}, 0, \sqrt{1-2a^2}, 0, \sqrt{a^2 - \frac{1}{4}m}, 0)$	0-1	m^2	46-85.5
H_m	H_1	$CY_{-3,2}, CY_{-1,2}$	$(0, \sqrt{\frac{3+m}{5}}, 0, 0, 0, \sqrt{\frac{2-m}{5}}), (0, 0, \sqrt{\frac{2+m}{3}}, 0, 0, \sqrt{\frac{1-m}{3}}, 0)$	0	m^2	$45 + (3 + m)^2$
H_m^R			$R \cdot (a, 0, 0, 0, 0, \sqrt{1-a^2}, 0), R \cdot (0, a, 0, 0, \sqrt{1-a^2}, 0, 0)$	0	$\left(\frac{3d}{d+1}\right)^2 > m^2$	$45 + \left(\frac{3}{d+1}\right)^2$
Z_m	Z_1, Z_2, Z_3		$(c_3, c_2, c_1, r_0, c_{-1}, c_{-2}, c_{-3})$	0-1	0-9	46-85.5
Z_m^R			$(c_3, c_2, c_1, r_0, c_{-1}, c_{-2}, c_{-3})$	0-1	$> m^2$	46-85.5
J_m			$(\sqrt{a^2 + \frac{m}{6}}, 0, 0, \sqrt{1-2a^2}, 0, 0, -\sqrt{a^2 - \frac{m}{6}})$	0-1	m^2	46-85.5

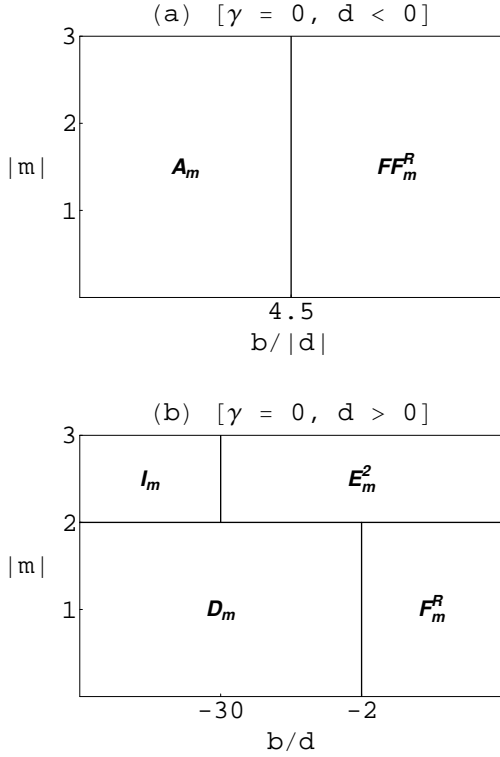


FIG. 1: The ground state phase diagrams if $\gamma = 0$. In (a) for $d < 0$ and in (b) for $d > 0$.

is in A -phase. If $d < 0$ and b is positive it is favorable to have $O^2 = 85.5$ and $|\Theta| = 0$. However, these can not be achieved simultaneously. If $\gamma > 0$, this leads to competition between several different phases, whereas if $\gamma < 0$, FF is the ground state. If $b, d > 0$ it is favourable to minimize O^2 and $|\Theta|$. This achieved if the ground state is F , for which $O^2 = 46$ and $\Theta = 0$. If $\gamma > 0$ F is replaced by E if d is small, since the latter has $\langle \mathbf{S} \rangle = 0$. Finally, if $b < 0, d > 0$ it is favourable to set $|\Theta| = 1$ and $O^2 = 46$. These cannot be achieved simultaneously, and the ground state is D , for which $|\Theta| = 1, O^2 = 48$ and $\langle \mathbf{S} \rangle = 0$.

B. Fixed magnetization

We have minimized the energy shown in equation (5) using $m = 0, 0.5, 1.5$ and 2.5 as the values of magnetization. The ground states are shown in Table I. Because many of the ground state spinors resemble the zero-field ground states, we have used the same letters to label them, but have added the subscript m which refers to a fixed magnetization. The ground states depend on the signs of b, d in a similar fashion than in the case of free magnetization. In most phases $\langle \mathbf{S} \rangle$ is parallel to the magnetic field, i.e. $\langle \mathbf{S} \rangle = \langle S_z \rangle \mathbf{e}_z$. The few exceptions are F_m^R, FF_m^R, H_m^R and Z_m^R phases, for which $\langle S_x \rangle^2 + \langle S_y \rangle^2 > 0$. These states cannot be ground states if the magnetization is free, since then it is favorable to rotate the spin so that in the ground state $\langle \mathbf{S} \rangle$ is parallel to the magnetic field. An explicit form for F_m^R, FF_m^R

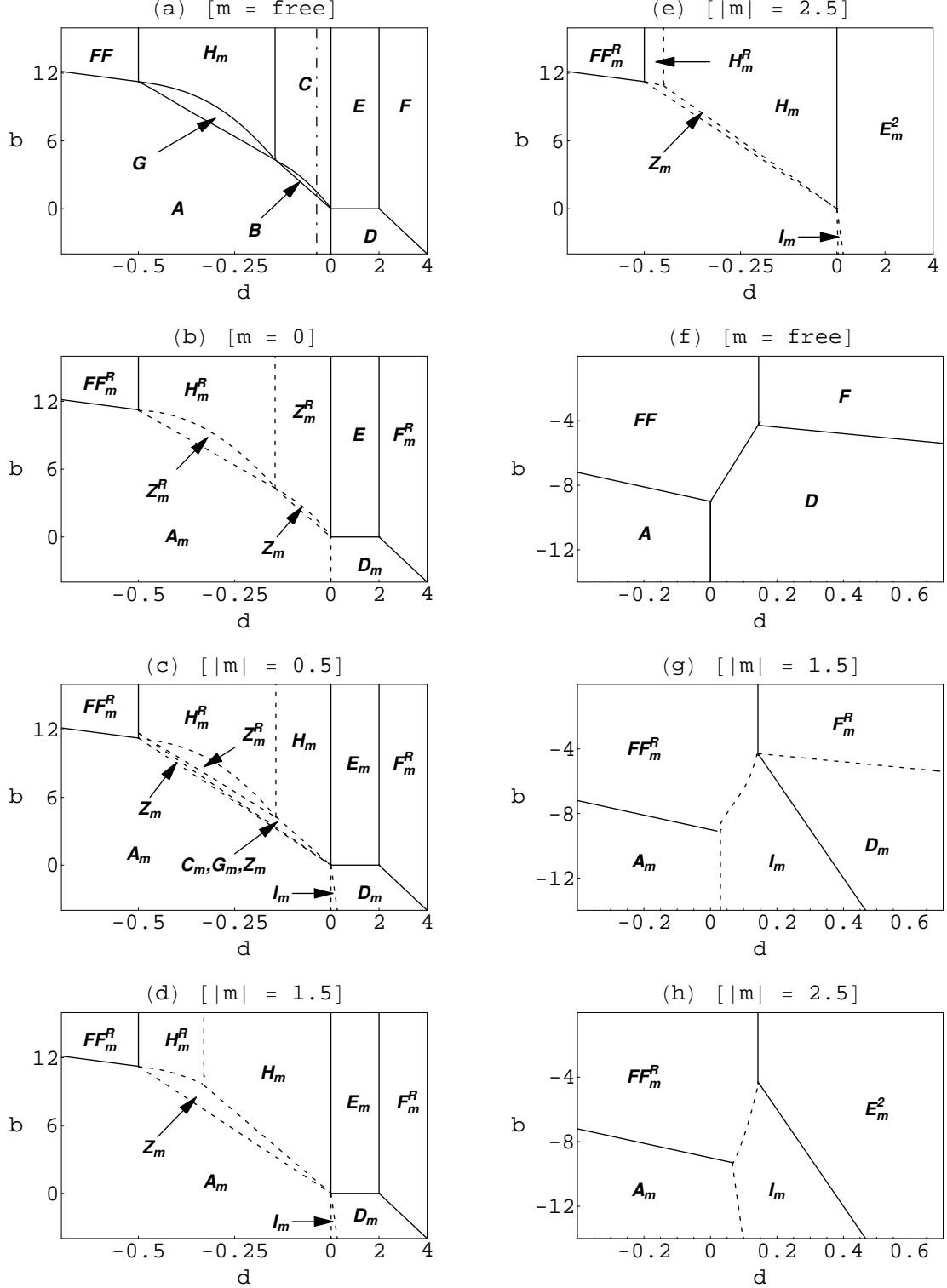


FIG. 2: The ground state phase diagrams. In (a)-(e) we have $\gamma > 0$ and in (f)-(h) $\gamma < 0$. Here $b = \beta/|\gamma|$ and $d = \delta/|\gamma|$. Notice that in (a)-(e) the scale of d -coordinate changes at $d = 0$. In (a) the dot-dashed line is determined by the measured values of the scattering lengths of ^{52}Cr and it is located at $d = -0.037$. It intersects the A - B boundary at $b = 1.11$ and the B - C boundary at $b = 1.53$, which correspond to $a_0 = 9.2a_B$ and $a_0 = 28.7a_B$, respectively. In all figures except (a) and (f) the dashed line means that the phase boundary depends on the value of magnetization, while solid line denotes that the boundary is independent of magnetization.

and H_m^R can be obtained with the help of the spin rotation matrix $R(\epsilon_1, \epsilon_2, \epsilon_3) = e^{-i\epsilon_1 S_z} e^{-i\epsilon_2 S_y} e^{-i\epsilon_3 S_z}$. The value of ϵ_2 is fixed by the values of d and m , whereas ϵ_1 and ϵ_3 are free. For example for the first H_m^R spinor in Table I $\epsilon_2 = \arccos(-(d+1)m/3d)$ or $\epsilon_2 = \arccos((d+1)m/3d) + \pi$. These result in different spinors. For FF_m^R spinor $\epsilon_2 = \arccos(m/3)$ and for F_m^R $\epsilon_2 = \arccos(m/2)$. In Z_m and Z_m^R spinors all spin components are populated and the exact form of the spinor depends on b and d .

The energy of a condensate does not depend on the sign of m , only on the magnitude. Hence phase diagrams with $m = -0.5, -1.5, -2.5$ are similar to those with $m = 0.5, 1.5, 2.5$, respectively. The phase diagrams for the special case $\gamma = 0$ are shown in Fig. 1, while those for positive and negative γ are shown in Fig. 2. The (a)-(e) diagrams in Fig. 2 correspond to $\gamma > 0$, whereas those for $\gamma < 0$ are shown in (f)-(h). If $\gamma < 0$ the diagram with free magnetization and that with $m = 0$ are similar and the differences between $|m| = 0.5$ and $|m| = 1.5$ diagrams are very small, so we have omitted the $|m| = 0$ and $|m| = 0.5$ diagrams. The phase diagrams change at $m = 2$ because D_m, E_m and F_m^R are not possible ground states if $m > 2$, but are replaced by E_m^2 .

In most ground states $\langle S_x \rangle = \langle S_y \rangle = 0$, so the energy becomes

$$E_m[\psi] = b|\Theta|^2 + dO^2. \quad (6)$$

The ground state of this equation is determined by the ratio b/d and the sign of d . If we multiply b and d by a positive constant the ground state is unchanged. Equation (6) shows that if (d, b) is on the boundary of two phases which both have $\langle S_x \rangle = \langle S_y \rangle = 0$ and x is a positive number, then also (xd, xb) is on the same boundary. Therefore the phase boundaries between phases with $\langle S_x \rangle = \langle S_y \rangle = 0$, $\langle S_z \rangle = m$ are straight lines with one end at the origin. This reasoning does not work if $\langle S_z \rangle$ depends on b or d , like in B and G phases.

On a phase boundary the energies of two phases, labelled now by 1 and 2, are equal. Then Eq. (6) gives $b = -d(O_1^2 - O_2^2)/(|\Theta_1|^2 - |\Theta_2|^2)$ and by using the values for O^2 and $|\Theta|^2$ listed in Table I equations for some of the phase boundaries can be obtained. Next we discuss the phase diagrams in more detail.

1. $\gamma > 0$

In Fig. 2(a) the boundary between C and H_m is at $d = -0.15$, which corresponds to $\langle S_z \rangle^2 = 0.1$. In the H_m spinor m depends on d according to $m = -3d/(1+d)$. A and B are separated by $b = -30d$, while the B - C boundary is $b = -43.83d - 98.78d^2$. A - G and H_m - G boundaries are given by $b = 1.5 - 19.5d$ and $b = -3.20 - 63.01d - 76.97d^2 + 34.82d^4$, respectively. FF and A are separated by $b = 9 - 4.5d$ and F and D by $b = 4 - 2d$.

In (b) the boundary between H_m^R and Z_m^R is independent of m and is located at $d \approx -0.14$.

In (c)-(e) H_m^R and H_m are divided by a vertical line located at $d = -|m|/(3+|m|)$. This equation is valid if $|m| \geq 0.5$, for smaller $|m|$ H_m is replaced by Z_m^R . The value of a in H_m^R is $a = \sqrt{(2-d)/5(d+1)}$ in the first spinor in Table I and $a = \sqrt{(1+4d)/3(1+d)}$ in the second one. These are defined only for those values of d for which the term inside the square root is non-negative. The boundary between A_m and Z_m is given by $b = -22.5d$. The Z_m - H_m boundary depends on m and is given approximately by $b = (-36.25 + 4.71|m|)d$ for $|m| \in [1, 3]$. I_m and D_m are separated by $b = -30d$.

2. $\gamma < 0$

It can be seen that if $\gamma < 0$ the phase diagrams depend only weakly on the value of $|m|$. The ferromagnetic states F_m^R and FF_m^R are favored since they allow $\langle \mathbf{S} \rangle^2$ to have large values. In (f) F and D are separated by $b = -2-4d$. FF and F meet at $d = 1/7$ and FF - A boundary is given by $b = -9 - 4.5d$. In (g) D_m and I_m are separated by $b = -30d$.

3. $\gamma = 0$

The phase diagrams corresponding to $\gamma = 0$ are shown in Fig. 1. There are two phase diagrams, in (a) for $d < 0$ and in (b) for $d > 0$. Since $\gamma = 0$, there are two free parameters, the ratio $b/|d|$ and magnetization m . The phase diagram in Fig. 1(a) can be obtained from those of Fig. 2 by taking the limit $d \rightarrow -\infty$ with b/d fixed. In this limit the term $\langle S_x \rangle^2 + \langle S_y \rangle^2$ in Eq. (5) becomes negligible. If $\gamma \neq 0$, the boundary between A_m and FF_m is at $b = -4.5d + 9\gamma/|\gamma|$. If $d \rightarrow -\infty$ with b/d fixed, this equation gives $b/|d| = 4.5$, which is the phase boundary in Fig. 1(a). In the same way, by letting $d \rightarrow \infty$ with b/d fixed, one obtains the phase diagram of Fig. 1(b).

C. The ground states of ^{52}Cr

In Fig. 3 we have plotted the ground states of ^{52}Cr as a function of b and $|m|$. In this figure $d = -0.037$, which is the value relevant for chromium. As explained above, phase boundaries between states with $\langle S_x \rangle = \langle S_y \rangle = 0$, $\langle S_z \rangle = m$ are of the form $b = kd$, where k is a constant specific to the boundary. If $|m|, \gamma > 0$ and $-0.14 < d < 0$ one has $\langle S_x \rangle = \langle S_y \rangle = 0$. Therefore Fig. 3 holds true for every d' in the interval $(-0.14, 0)$, but with b replaced by $b' = b d'/d_{Cr}$, where b is the coordinate used in Fig. 3 and $d_{Cr} = -0.037$. If we assume that the uncertainty in the values of a_2, a_4, a_6 is $\pm 10a_B$, then $d \in [-0.08, 0]$. Thus Fig. 3 is valid for ^{52}Cr also if a small uncertainty in the values of scattering lengths is allowed.

It is interesting to note that Fig. 3 closely resembles Fig. 5 in Ref. [8]. The latter figure gives the ground state

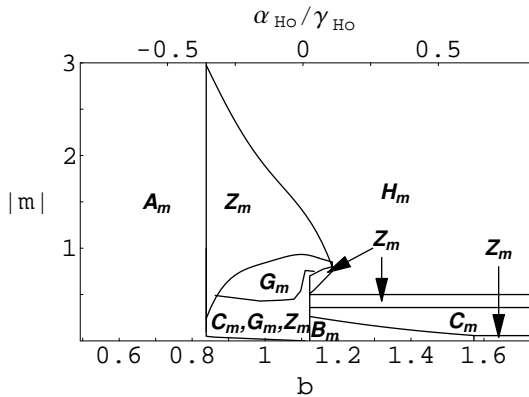


FIG. 3: The ground states of ^{52}Cr . At the top of the figure we give the scale used in Ref. [8] to make a comparison with their phase diagram easier. The relation between b and the unknown scattering length a_0 is given by $a_0 = -42.15 + 46.28 b$, where a_0 is given in units of Bohr radius.

of ^{52}Cr as a function of b and external magnetic field, calculated allowing the magnetization to vary freely. The similarity is a consequence of the fact that in the figure of Ref. [8] the magnetization of the ground state can approximately be written as $m = cB$, where B is the strength of the magnetic field and c is a constant. In general, however, the relation between the strength of an external magnetic field and the magnetization of the corresponding ground state is not of this form. Therefore the phase diagrams in Fig. 2 are not identical with phase diagrams showing the ground state in some given magnetic field as a function of b and d .

IV. DIPOLE-DIPOLE INTERACTION AND THE GROUND STATES OF ^{52}Cr

A. Dipole-dipole interaction

Above we have neglected the magnetic dipole-dipole interaction. If ξ is position independent, the dipole-dipole interaction energy is

$$E_{dd}[\psi] = \frac{c_{dd}\langle \mathbf{S} \rangle^2}{2} \int d\mathbf{r} n(\mathbf{r}) \int d\mathbf{r}' \frac{n(\mathbf{r}') [1 - 3(\hat{\mathbf{x}} \cdot \langle \hat{\mathbf{S}} \rangle)^2]}{|\mathbf{r} - \mathbf{r}'|^3}, \quad (7)$$

where $\langle \hat{\mathbf{S}} \rangle = \langle \mathbf{S} \rangle / |\langle \mathbf{S} \rangle|$, $\hat{\mathbf{x}} = (\mathbf{r} - \mathbf{r}') / |\mathbf{r} - \mathbf{r}'|$, and c_{dd} is a positive constant.

The effect of the dipole-dipole interaction is to change the value of γ and possibly the direction of $\langle \mathbf{S} \rangle$. In most experiments on BECs the trap is weak in one direction and strong in orthogonal directions, which produces a cigar-shaped condensate. The shape of the cloud remains the same also after the introduction of the magnetic dipole-dipole interaction [14]. Based on Eq. (7) one can argue that in a cigar-shaped condensate the min-

imum of E_{dd} is obtained when the spin is everywhere parallel to the long axis of the condensate. Thus in the absence of an external magnetic field the dipole-dipole interaction aligns the spin with the long axis of the condensate [8].

The assumption of a position independent spinor as the ground state is not always realistic. In a ^{87}Rb condensate of spin-2 atoms the quadratic Zeeman term may favor ground states consisting of regions in different spin states. The ground state with $M_z = 0$ may, for example, consist of regions where the projection of spin is either $m_S = 2$ or $m_S = -2$, and the total magnetization adds up to 0 [13]. This kind of effect can also be caused by the magnetic dipole-dipole interaction. Let us assume that the long axis of a cigar-shaped condensate and magnetic field are parallel. In most ground states $\langle \mathbf{S} \rangle$ is parallel to the magnetic field, which is the direction that minimizes the dipole-dipole interaction energy. However, for F_m^R , FF_m^R , H_m^R and Z_m^R states this is not true, and therefore the dipole-dipole interaction energy is not minimized. The minimum of energy is obtained by forming regions where the spin is either along the positive or negative z -axis. The magnetization of these regions has to add up to M_z . For example for FF_m^R state the regions would be either in $m_S = 3$ or $m_S = -3$ state. Forming these regions costs some kinetic energy, which has to be overwhelmed by the energy released from the dipole-dipole interaction.

B. The ground states of ^{52}Cr

The scattering lengths of ^{52}Cr indicate that in the absence of dipole-dipole interaction and for free magnetization the ground state is A , B or C . If the magnetization is fixed and $|m|$ is larger than ≈ 0.5 , the ground state is either A_m , G_m , H_m or Z_m . The difference between these states is easy to see experimentally, since they have different spin components populated.

The introduction of the dipole-dipole interaction may change the ground states. For chromium the value of γ is positive and δ is negative. First we assume that the change in γ following from the dipole-dipole interaction is such that γ remains positive. A change in γ shifts the point $(\frac{\delta}{|\gamma|}, \frac{\beta}{|\gamma|})$ characterizing chromium radially toward or away from the origin. It, however, cannot cross the origin.

If magnetization is free, one can see from Fig. 2 that the H_m phase is reached if $\delta/\gamma < -0.15$ and b is large enough. For ^{52}Cr these conditions are fulfilled if the change $\Delta\gamma = -|\Delta\gamma|$ induced by the dipole-dipole interaction is such that $|\Delta\gamma|/\gamma \geq 0.76$ and $b > 1.18$. The latter is equivalent with $a_0 > 12.6a_B$.

If magnetization is fixed, the ground state is either unchanged or becomes H_m^R , FF_m^R or Z_m^R as the value of γ changes. The amount of change in γ required to reach H_m depends on the value of magnetization. If $|m| \leq 0.5$, the boundary between Z_m^R and H_m^R is at $d \approx -0.14$,

which requires $|\Delta\gamma|/\gamma \geq 0.74$. For $|m| > 0.5$ the H_m - H_m^R boundary is at $d = -|m|/(3 + |m|)$, which shows that $|\Delta\gamma|/\gamma \geq 0.96 - 0.11/|m| \geq 0.74$ is required in order to reach the H_m^R state. Also the minimum value of b for this to be possible is a function of $|m|$, but if $b > 1.18$, or $a_0 > 12.6a_B$, H_m can be reached, regardless of the value of m .

Estimate given in Ref. [8] shows that when the ratio of the length of the condensate to its width is 10, the change $\Delta\gamma$ is negative and $|\Delta\gamma|/\gamma \approx 0.25$. Smaller ratio results in smaller $|\Delta\gamma|$. In addition to the dipole-dipole interaction, an uncertainty in the values of the scattering lengths may produce a negative $\Delta\gamma$. If the values of a_2 , a_4 and a_6 are known within $\pm 10a_B$, the maximum change is $|\Delta\gamma|/\gamma = 0.17$. Thus the change in γ resulting from the dipole-dipole interaction and a possible uncertainty in the scattering lengths does not appear to be big enough to change the ground state of a chromium condensate.

V. CONCLUSIONS

We have calculated the ground states and the ground state phase diagrams of spin-3 BECs using mean field theory and single-mode approximation. We have assumed that the projection of the magnetization in the direction of the external magnetic field is a conserved quantity. We have presented the ground state phase diagrams pertaining to several values of the magnetization. The phase diagrams are classified by the value of γ , which is determined by the scattering lengths of different scat-

tering channels. We found out that the phase diagrams with $\gamma < 0$ depend only weakly on the value of magnetization, whereas if $\gamma > 0$ the dependence is stronger. The phase diagram for a $\gamma = 0$ condensate is obtained in a certain limit from the $\gamma > 0$ or the $\gamma < 0$ diagrams.

We have plotted the ground states of ^{52}Cr as a function of magnetization and the unknown scattering length a_0 . We found out that this resembles the phase diagram for a chromium condensate in a weak magnetic field, where the magnetization can vary freely. This follows from the fact that in the latter the magnetization of the ground state depends approximately linearly on the strength of the magnetic field.

We have also studied how the magnetic dipole-dipole interaction affects the ground states. In the absence of the dipole-dipole interaction it is possible to have ground states where the magnetization is not parallel to the magnetic field. We have showed that, instead of these states, the dipole-dipole interaction may favor ground states where the condensate has broken up into regions having the magnetization parallel to the magnetic field. Finally we have illustrated that the ground state of ^{52}Cr does not appear to depend on whether or not the contribution from the dipole-dipole interaction is included.

Acknowledgments

The authors acknowledge the financial support of the Academy of Finland (grant no 206108). H. M. was supported by the Finnish Academy of Science and Letters, Vilho, Yrjö and Kalle Väisälä Foundation.

-
- [1] A. Griesmaier, J. Werner, S. Hensler, J. Stuhler, and T. Pfau, Phys. Rev. Lett. **94**, 160401 (2005).
 - [2] L. Santos and T. Pfau, Phys. Rev. Lett. **96**, 190404 (2006).
 - [3] Y. Kawaguchi, H. Saito, and M. Ueda, Phys. Rev. Lett. **96**, 080405 (2006).
 - [4] J. Stuhler, A. Griesmaier, T. Koch, M. Fattori, T. Pfau, S. Giovanazzi, P. Pedri, and L. Santos, Phys. Rev. Lett. **95**, 150406 (2005).
 - [5] S. Giovanazzi, P. Pedri, L. Santos, A. Griesmaier, M. Fattori, T. Koch, J. Stuhler, and T. Pfau, Phys. Rev. A **74**, 013621 (2006).
 - [6] S. Giovanazzi, L. Santos, and T. Pfau, cond-mat/0608291.
 - [7] A. Griesmaier, J. Stuhler, T. Koch, M. Fattori, T. Pfau, and S. Giovanazzi, cond-mat/0608171.
 - [8] R. B. Diener and T.-L. Ho, Phys. Rev. Lett. **96**, 190405 (2006).
 - [9] W. Zhang, S. Yi, and L. You, New Jour. Phys. **5**, 77 (2003).
 - [10] R. Barnett, A. Turner, and E. Demler, cond-mat/0607253.
 - [11] T.-L. Ho, Phys. Rev. Lett. **81**, 742 (1998).
 - [12] J. Werner, A. Griesmaier, S. Hensler, J. Stuhler, T. Pfau, A. Simoni, and E. Tiesinga, Phys. Rev. Lett. **94**, 183201 (2005).
 - [13] H. Saito and M. Ueda, Phys. Rev. A **72**, 053628 (2005).
 - [14] C. Eberlein, S. Giovanazzi, and D. H. J. O'Dell, Phys. Rev. A **71**, 033618 (2005).