

How to combine the best of MgB_2 and CaC_6

Amy Y. Liu¹ and I. I. Mazin^{1,2}

¹ Department of Physics, Georgetown University, Washington, DC 20057-0995

² Center for Computational Materials Science, Naval Research Laboratory, Washington, DC 20375

(Dated: February 8, 2020)

A first-principles study of the electron-phonon interaction in a hypothetical layered lithium monoboride is presented. Our calculations show that structurally and electronically, Li_2B_2 , which has been predicted to be stable at modest pressures, combines features of MgB_2 and CaC_6 , two superconductors that have large transition temperatures within their respective classes of materials. The Fermi surface of Li_2B_2 consists of 2D cylinders arising from σ bands and 3D ellipsoids associated with interlayer bands. The former play a key role in superconductivity in MgB_2 while the latter are crucial to superconductivity in CaC_6 . In Li_2B_2 , both of these types of electronic states are found to contribute significantly to the electron-phonon coupling. However, the isotropic coupling constant λ is calculated to be smaller in Li_2B_2 than in either of the other two materials. This can be attributed to the lack of π electrons at the Fermi level in Li_2B_2 . Doping Li_2B_2 to add π sheets to the Fermi surface could enhance λ and lead to a T_c that surpasses MgB_2 .

PACS numbers: 74.25.Jb, 74.25.Kc, 74.70.Ad

Graphene-like atomic layers are the main elements of the novel superconductors MgB_2 and CaC_6 (for reviews, see Refs.[1, 2]). The discovery of these superconductors has generated excitement because the MgB_2 critical temperature of $T_c = 39$ K is the highest among all conventional superconductors and the CaC_6 T_c of 11.5 K is the highest among graphite intercalation compounds (GICs). MgB_2 was predicted and confirmed to have two distinct superconducting gaps[1]. In contrast, CaC_6 has been predicted to have a continuous gap distribution[3].

The band structure near the Fermi level of the doped graphene sheet has three main components. Quasi-2D bands, called σ -bands in MgB_2 , originate from the graphene (C or B) $p_{x,y}$ orbitals. These 2D bands strongly couple with high-frequency in-plane bond-stretching phonon modes, giving rise to a σ - σ partial electron-phonon coupling constant of ≈ 1 in MgB_2 . The second component consists of bands arising from the p_z orbitals on the graphene sheets, the so-called π bands. These are responsible for conductivity in pure graphite, a zero-gap semiconductor, and they can be relatively 3D, as in MgB_2 , or more 2D, as in pure or Ca-intercalated graphite. The π bands couple mostly with intermediate-frequency phonons associated with the graphene sheets, and their net electron-phonon coupling is usually moderate. In both MgB_2 and CaC_6 the π - π partial coupling constant is on the order of 0.4. The third component of the band structure is a 3D band that is sometimes called the “free-electron band,” the “intercalant band,” or the “interlayer band.” We shall refer to it as the ζ band. As first pointed out by Csanyi *et al.*[4], this band appears at the Fermi level only in those GICs that have a measurable critical temperature. In pure graphite and in MgB_2 , it lies well above the Fermi level, but in CaC_6 it crosses the Fermi level and strongly interacts with ultrasoft intercalant phonon modes as well as with out-of-plane vibrations of the graphene constituent atoms[5]. The po-

sition of this band depends on the average charge of the intercalant ions and on the interplanar distance [2, 4].

Although it is surely an oversimplification, one can say that in MgB_2 an “interesting” band, σ , combines with an “uninteresting” band, π , while in CaC_6 another “interesting” band, ζ , pairs with the “uninteresting” π band. It is intriguing whether it is possible to combine the two “interesting” bands, σ and ζ , in one compound. What would be the properties of such a material?

To the best of our knowledge, no known material belongs to this category. However, we argue here that a hypothetical layered phase of LiB (“ Li_2B_2 ”), which was recently predicted to be comparable in energy with known LiB phases at ambient conditions and stabilizable with modest pressures [6, 7], not only combines σ and ζ bands at the Fermi level, but in fact lacks the “uninteresting” π band. As we shall see, with respect to the σ band, Li_2B_2 is a nearly exact analog of MgB_2 , with respect to the ζ band it is very similar to CaC_6 , and with respect to the π band it is identical to undoped graphite. We predict a relatively low superconducting T_c , and we show that it is exactly the lack of seemingly unimportant π electrons at the Fermi level that prevents this otherwise promising material from superconducting at high temperature.

Our analysis is based on density functional calculations using a combination of methods. The electronic structure was calculated using the WIEN2K general potential LAPW code [8], with the GGA functional in the PBE form [9]. Local orbitals were added to relax the remaining linearization error and APW orbitals were used to improve the convergence with respect to the cutoff parameter RK_{max} . In most calculations $RK_{\text{max}} = 7$ was used, except for the convergence tests with $RK_{\text{max}} = 8$. Up to 918 irreducible \mathbf{k} -points were used ($32 \times 36 \times 16$). The phonon spectrum and electron-phonon coupling functions were calculated using the linear-response method [10] within the local density approximation. Norm-

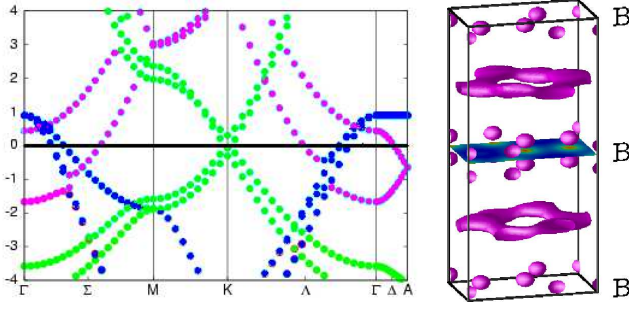


FIG. 1: Li_2B_2 band structure (left) and isosurface of charge density of ζ state near the Fermi level, half way between Γ and A (right). The σ , π , and ζ bands are plotted with blue, green, and magenta symbols, respectively.

conserving pseudopotentials [11] were used, with a plane-wave cutoff of 50 Ry. The dynamical matrix was calculated on a grid of $6 \times 6 \times 2$ phonon wavevectors \mathbf{q} in the Brillouin zone and Fourier interpolated to denser meshes for calculation of the phonon density of states (DOS). For calculation of the electron-phonon matrix elements, the electronic states were sampled on grids of up to $36 \times 36 \times 12$ \mathbf{k} -points in the Brillouin zone.

The structure of the hypothetical layered compound Li_2B_2 , first proposed in Ref. [6] (in which it is called MS2), consists of honeycomb B sheets, each surrounded above and below by layers of Li on a triangular lattice. There is a horizontal shift between neighboring Li-B-Li sandwich units, leading to an ABAB... stacking sequence of the Li-B-Li trilayer units. While we find that the optimized structural parameters, particularly the interlayer distances, are sensitive to the details of the electron-ion potential and to the exchange-correlation functional, the band structures calculated within the different approximations are very similar. For the results presented here, we have fixed the structural parameters to the optimized values reported in Ref. [6].

The band structure of Li_2B_2 near the Fermi level is shown in Fig. 1. As in MgB_2 , the σ and π bands are derived primarily from in-plane $p_{x,y}$ and out-of-plane p_z orbitals, respectively. The ζ bands have substantial contribution of Li sp and B p_z character. The charge density associated with the ζ band is concentrated in the region between Li-B-Li trilayer units (Fig. 1, right panel), similar to the situation in GICs [4]. As in CaC_6 [2, 5, 12], but not in pure graphite [4], this band hybridizes with the π bands, which is reflected in the residual B p_z -like weight seen in Fig. 1. The Fermi level lies at the crossing of the π and π^* bands at K. While the coincidence of the Fermi level with the π - π^* crossing in graphite is mandated by the absence of other bands near the Fermi level, it is accidental in Li_2B_2 . Indeed, expanding c/a by $\sim 10\%$, for example, moves the π - π^* crossing away from the Fermi level by more than 0.5 eV. The presence of Li atoms between the B layers i) makes the π bands more

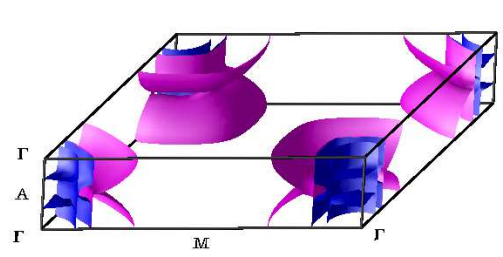


FIG. 2: Fermi surface of Li_2B_2 . Cylindrical sheets arise from 2D σ bands and ellipsoids are due to free-electron-like ζ bands.

3D and lowers their energy relative to the σ bands, and ii) lowers the ζ bands due to the attractive ionic potential in the interlayer region where the electronic charge in the ζ bands is concentrated. With these relative shifts in the bands, the σ bands, which are completely filled in pure graphite, become partially occupied in Li_2B_2 , while the ζ bands, which are unoccupied in graphite, cross the Fermi level in Li_2B_2 . Hence Li_2B_2 can be viewed as a self-doped analog to pure graphite, with holes in the σ bands exactly compensated by electrons in the ζ band. In contrast, in CaC_6 the π^* band is partially occupied as well.

In comparing the band structures of Li_2B_2 and MgB_2 , which both have B honeycomb sheets separated by “intercalant” layers that donate one electron per B site, key differences in the relative energies of the different types of bands can be attributed to the difference in the separation between B layers. With two Li layers between B sheets in Li_2B_2 , the B-B interlayer distance in Li_2B_2 (5.4 Å) is significantly larger than in MgB_2 (3.5 Å). This makes the p_{xy} -derived σ bands more 2D in Li_2B_2 , but has little effect on their in-plane dispersion. As in MgB_2 , these bands give rise to nearly cylindrical hole sheets of the Fermi surface (FS) (two nearly degenerate pairs) surrounding the Γ to A line (Fig. 2). The larger separation between B planes also causes the B p_z -derived π bands to be more 2D in Li_2B_2 and raises them in energy so that the π^* band that is partially occupied in MgB_2 becomes unoccupied (and just touches the Fermi level at certain points in the Brillouin zone). The Fermi surface due to the π bands thus disappears in Li_2B_2 . On the other hand, the free-electron-like ζ bands, which are unoccupied in MgB_2 , become lower in energy when the interlayer distance is increased since there is a larger volume available for the electrons in the interlayer region [13]. In Li_2B_2 , the ζ bands produce a slightly squashed ellipsoidal Fermi surface around Γ , with a smaller effective mass for motion along the z direction than in the plane. Although CaC_6 has the most occupied ζ band of all GICs [4], its FS [2] is just a small ball compared to the huge overlapping ellipsoids in Li_2B_2 .

The topological simplicity of the Fermi surface of MgB_2 , in which sheets of the Fermi surface correspond-

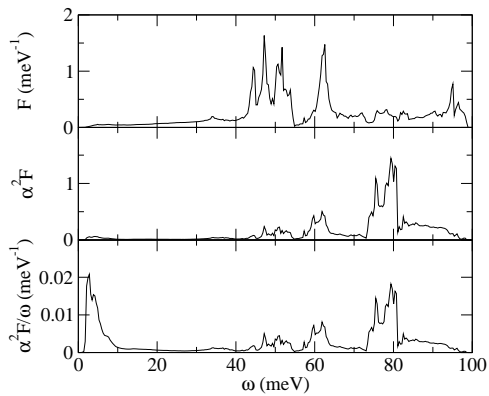


FIG. 3: Li_2B_2 phonon density of states F , electron-phonon spectral function $\alpha^2 F$, and ratio of $\alpha^2 F$ to frequency ω .

ing to bands of different character are widely separated in reciprocal space, is lost in Li_2B_2 . Not only do the ζ ellipsoids cross all four σ cylinders, they also cross each other. At all of these crossings, there is little hybridization between the bands. The multiple crossings between sheets of the FS arising from bands of different character, along with the presence of bands that nearly touch the Fermi level, make Brillouin-zone integrations sensitive to \mathbf{k} -point sampling. This is especially an issue for calculations of the electron-phonon coupling constants, which involve double integrals over the Fermi surface. The quantitative electron-phonon coupling results presented here likely have larger uncertainties than usual but this does not affect the qualitative picture that emerges.

The phonon density of states $F(\omega)$ and electron-phonon spectral function $\alpha^2 F(\omega)$ calculated for Li_2B_2 are shown in Fig. 3. The E_{2g} in-plane bond-stretching B modes that are the key players in superconductivity of MgB_2 are also important in Li_2B_2 , as indicated by the peak in the spectral function near 80 meV. In both materials, these vibrational modes couple strongly to the B σ bands. Given the similarity of the B in-plane physics in the two materials, one expects similar deformation potentials for the E_{2g} modes. Indeed, our frozen-phonon calculations using LAPW-GGA produce exactly the same deformation potential at Γ : a displacement u opens a gap $\Delta\varepsilon$ such that $\Delta\varepsilon/u = 26 \text{ eV/\AA}$, precisely the same as found for MgB_2 in Ref. [14]. Furthermore, while it is difficult to separate the electronic DOS in Li_2B_2 into contributions from different bands, as is routinely done in MgB_2 , the effective masses derived from the dispersion of the σ bands are within 10% of those in MgB_2 (the heavy band is 9% heavier and the light band 8% lighter), so if the phonon frequencies were the same, one would expect the net intraband coupling $\lambda_{\sigma\sigma}$ for these bands to be practically the same as in MgB_2 . The phonon frequencies, however, are notably different. The E_{2g} phonon modes are significantly harder in Li_2B_2 than in MgB_2 (81 meV as compared to 67 meV at the zone center [1]),

which likely reduces $\lambda_{\sigma\sigma}$ from ≈ 1 to $\approx 0.6 - 0.7$.

The hardening of the in-plane B bond-stretching modes in Li_2B_2 is due to the loss of π electrons at the Fermi level. In MgB_2 , both the σ and π electrons participate in screening the bare E_{2g} phonons. For zone-center phonons there is a relation between the electron-phonon coupling constant for a given phonon and its softening due to screening by metallic electrons at the Fermi level (see Ref. [1] for details): $\Delta\omega^2 = -\eta$, $\lambda = \eta/M\omega^2$, where the electronic factor, η , is a certain integral over the Fermi surface (and does not depend on the phonon spectrum), and M is the effective ionic mass. It has been estimated that the E_{2g} ω^2 in MgB_2 is reduced by about 1500 meV^2 due to screening by π electrons, and by about 2000 meV^2 due to screening by σ electrons, and that the unscreened frequency is $\sim 90 \text{ meV}$ [1]. In Li_2B_2 , the unscreened frequency and the softening due to σ bands should be roughly the same magnitude as in MgB_2 , which gives a rough estimate for the screened E_{2g} phonon frequency of $\sqrt{90^2 - 2000} \approx 78 \text{ meV}$. This is consistent with our actual calculations for Li_2B_2 , which yield a frequency of 81 meV at Γ , and 92 meV for the lowest E_{2g} branch at the zone boundary. Since only phonons with $q_{xy} < 2k_F^\sigma$, where k_F^σ is the radius of the cylindrical σ sheets of the FS, can couple to σ electrons, screening by σ electrons kicks in only when the in-plane component of the phonon wavevector is less than $2k_F^\sigma$. While Li_2B_2 also has ζ electrons, which are not present in MgB_2 , these are largely localized in the interlayer region and do not couple strongly with the B bond-stretching modes. Hence they are less effective in screening the E_{2g} phonons. The harder E_{2g} frequencies in Li_2B_2 compared to MgB_2 can thus be attributed to the absence of screening by π electrons.[15]

In CaC_6 , the key players in superconductivity are low-frequency Ca modes and intermediate-frequency modes involving out-of-plane motion of the C atoms. These vibrational modes couple strongly to the interlayer ζ electronic states. Similarly, in Li_2B_2 , there is a low-frequency peak in the $\alpha^2 F$ arising from ultrasoft modes that involve rigid shifts of the B planes in the z direction coupled with both in-plane and out-of-plane motion of the Li atoms. The frequency of these ultrasoft modes is sensitive to calculational details, so at Γ , for example, the harmonic frequency of about 8 meV obtained in our LDA linear-response calculation is somewhat lower than the estimate of 11 meV based on force-constant methods using PAW GGA calculations [6]. In any case, these low-frequency normal modes couple with the ζ bands. Although the low-frequency peak in $\alpha^2 F$ is modest, the isotropic electron-phonon coupling constant λ is proportional to the first inverse-frequency moment of the spectral function, so the contribution of the low-frequency peak to λ is significant and of the same order as that of the high-frequency E_{2g} modes (Fig. 3, bottom panel), reminiscent of the situation with the sliding Ca modes in CaC_6 . The total $\lambda = 2 \int d\omega \alpha^2 F/\omega$ is calcu-

lated to be 0.57, with the low-frequency peak contributing about 0.15, and the E_{2g} peak contributing about 0.2. The logarithmically averaged phonon frequency of $\omega_{\text{ln}} = \exp[\lambda^{-1} \int d\omega \ln(\omega) \alpha^2 F(\omega)/\omega] = 39$ meV, is well below the average frequency of $\omega_{\text{ave}} = 59$ meV, reflecting the importance of the ultrasoft modes.

From the point of view of T_c , the prospects for Li_2B_2 do not look optimistic compared to MgB_2 , because of both the lack of a π -band contribution to λ , and, perhaps more importantly, the hardening of the key E_{2g} phonons that are no longer screened by π electrons. Indeed, neglecting possible multiband effects, we estimate $T_c \approx 7$ K (using the McMillan equation with a typical $\mu^* = 0.12$). In comparison, the estimated *isotropic* T_c in MgB_2 is already 25-30 K. Enhancement of T_c due to multiband effects is expected to be weaker in Li_2B_2 since the difference between the two groups of electrons in terms of their coupling with phonons is smaller. But even if it were of the same order as in MgB_2 , that is, $\sim 30\%$ in the effective λ , it would only increase T_c to about 15 K. The bottom line is that Li_2B_2 , if synthesized, might be competitive with CaC_6 in terms of T_c , but not with MgB_2 .

However, that is not the end of the story.

While the *undoped* Li_2B_2 is isoelectronic with MgB_2 , and doping of MgB_2 is known to unequivocally depress T_c , the same need not be true for Li_2B_2 . Electron doping of MgB_2 (no hole doping has yet succeeded) barely changes the DOS of the π band, but lowers the σ DOS since the bands are not ideally 2D. In Li_2B_2 , the σ bands are much more 2D, so doping should have practically no effect on their electron-phonon coupling. On the other hand, electron doping would start filling up the π bands, rapidly increasing their DOS. One needs only 0.07-0.08 e/B (corresponding to a Fermi level shift by 0.2-0.3 eV, much less than the hole Fermi energy in the σ bands) to achieve the same π DOS as in MgB_2 . Experience shows that it is hard to dope more holes into the σ bands than there already are in pure MgB_2 . Since Li_2B_2 starts with σ bands more doped than in MgB_2 , it might even be easier to synthesize electron-doped Li_2B_2 than the undoped material. Assuming that the π bands in doped Li_2B_2 couple with the E_{2g} mode at about the same level they do in MgB_2 , $\text{Li}_2\text{B}_{1.85}\text{C}_{0.15}$ (or Li_2B_2 doped by 0.075 e/B in any other way) should have about the same σ and π contributions to λ as MgB_2 , with similar E_{2g} phonon frequencies. In addition, it would have contributions from coupling of ζ bands with soft modes in a way similar to CaC_6 . This is an extremely favorable combination that is likely to have a higher T_c than MgB_2 . To a lesser extent the same holds if the accidental alignment of the Fermi level with the π - π^* crossing is modified by uniaxial pressure.

It is not that uncommon that in an attempt to create a hybrid combining the best of two systems, we succeed in incorporating desirable features from each of the parent systems, but lose a mundane quality present in both par-

ents, thus getting a product that is not nearly as useful as anticipated. A centuries-old example from animal husbandry is the mule. Mules combine the good temper and strength of the horse with the endurance and patience of the donkey, yet they miss a mundane characteristic present in both parent animals, and thus have no chance of ever replacing horses and donkeys.

Our mule parallel fails in two ways. On the one hand, mules already exist, and Li_2B_2 does not. However, there are good reasons to believe that it can be stabilized under pressure [6, 7]. On the other hand, there is no realistic way to restore the lost functionality to mules, but we have proposed what seems to be a realistic way to cure the Li_2B_2 problem and create a new superconductor combining the best of MgB_2 and CaC_6 without any loss.

Finally, we would like to thank L. Boeri, G. Bachelet and O.K. Andersen for useful discussions, and S. Massida and E.K.U. Gross for sharing with us Ref.[3] prior to publication. This work was supported by NSF Grant No. DMR-0210717.

-
- [1] I.I. Mazin and V.P. Antropov, *Physica C*, **385**, 49 (2003).
 - [2] I. I. Mazin, *et al.*, cond-mat/0606404.
 - [3] A. Sanna *et al.*, to be published.
 - [4] G. Csanyi *et al.*, *Nature Phys.* **1**, 42 (2005).
 - [5] M. Calandra and F. Mauri, *Phys. Rev. Lett.* **95**, 237002 (2005).
 - [6] A. N. Kolmogorov and S. Curtarolo, *Phys. Rev. B* **73**, 180501 (2006)
 - [7] A. N. Kolmogorov and S. Curtarolo, cond-mat/0607654.
 - [8] P. Blaha *et al.*, WIEN2k, An Augmented Plane Wave + Local Orbitals Program for Calculating Crystal Properties, Karlheinz Schwarz, Techn. Universität Wien, Austria, 2001
 - [9] J. P. Perdew *et al.*, *Phys. Rev. Lett.* **77**, 3865 (1996).
 - [10] A. A. Quong and B. M. Klein, *Phys. Rev. B* **46**, 10734 (1992); A. Y. Liu and A. A. Quong, *ibid* **53**, 7575 (1996).
 - [11] N. Troullier and J. L. Martins, *Phys. Rev. B* **43**, 1993 (1991).
 - [12] I. I. Mazin, *Phys. Rev. Lett.* **95**, 227001 (2005)
 - [13] In CaC_6 the ζ band lies substantially lower than in the isoelectronic LiC_3 (cf. Ref. [4]). This is due entirely to an additional interlayer compression of the ζ band in LiC_3 , due to a smaller c/a (I.I. Mazin, unpublished).
 - [14] J. M. An and W.E. Pickett, *Phys. Rev. Lett.* **86**, 4366 (2001).
 - [15] Ref. [6] reports a 4% enhancement of the anharmonic frequency of the E_{2g} phonon in Li_2B_2 compared to MgB_2 , as opposed to our 21% enhancement of the harmonic frequency. Anharmonic calculations are known to be exceptionally sensitive to the k-point sampling, but the frozen-phonon in MgB_2 might indeed be more anharmonic due to the smaller Fermi energy of the σ holes. In any case, it has been shown that the frozen-phonon approach severely overestimates the anharmonicity in MgB_2 and the harmonic calculations are closer to the real frequencies than the one-phonon-only anharmonic ones [M. Lazzarri *et al.*, *Phys. Rev. B* **68**, 220509 (2003)].