

GW band structure of InAs and GaAs in the wurtzite phase

Z. Zanolli,¹ F. Fuchs,² J. Furthmüller,² U. von Barth,¹ and F. Bechstedt²

¹*Department of Physics, Lund University, Sölvegatan 14 A, 223 62 Lund, Sweden*

²*Institut für Festkörpertheorie und optik, Friedrich-Schiller-Universität, Max-Wien-Platz 1, 07743 Jena, Germany*

(Dated: February 8, 2020)

We report the first quasiparticle calculations of a newly observed polymorph of InAs and GaAs, i.e., the wurtzite phase. The calculations are performed in the GW approximation using plane waves and pseudopotentials. For comparison we also report the study of the zinc-blende phase within the same approximations. In the InAs compound the In 4*d* electrons play a very important role: whether they are frozen in the core or not, leads either to a correct or a wrong band ordering (negative gap) within the Local Density Approximation (LDA). We have calculated the GW band structure in both cases. In the first approach, we have estimated the correction to the *pd* repulsion calculated within the LDA and included this effect in the calculation of the GW corrections to the LDA spectrum. In the second case, we circumvent the negative gap problem by first using the screened exchange approximation and then calculating the GW corrections starting from the so obtained eigenvalues and eigenfunctions. This more fundamentally correct approach leads to a more realistic band-structure. This approach was also used for GaAs. For both InAs and GaAs in the wurtzite phase we predict an increase of the quasiparticle gap with respect to the zinc-blende polytype.

PACS numbers: 71.15.Qe, 71.55.Eq, 71.20.-b

I. INTRODUCTION

With the development of the growth techniques such as Chemical Beam Epitaxy (CBE) new nanostructured materials are being created. Among the technologically important III-V semiconductors, one exceptional example is InAs. Indeed InAs nanowires (NWs) grow purely in wurtzite structure with [0001] orientation when InAs (111)B is chosen as substrate [1]. Recalling that the zinc-blende structure (*zb*, $3C$, space group $F\bar{4}3m$ (T_d^2)) is the stable phase of bulk InAs, the new hexagonal phase (wurtzite *wz*, $2H$, space group $P6_3mc$ (C_{4v}^6)) clearly represents a theoretical challenge. Obviously, the new phase calls for a proper theoretical investigation in order to better understand its physical properties and give a correct interpretation of recent experiments conducted on InAs-based NWs. Some examples are given by the photoluminescence (PL) measurements performed by one of the authors on InAs-InP core-shell strained NWs [2], photocurrent measurements on InAs NWs with a centrally placed InAs_{1-x}P_x segment [3], and electron *g*-factor measurements on InAs NW quantum dots [4]. GaAs NWs grown on GaAs (111)B substrate, instead, typically consist of alternating wurtzite and zincblende segments.

The electronic structures of the wurtzite polytypes of InAs and GaAs are almost unknown. This holds in particular for the variation of the fundamental gap with the polytype. Moreover, once the full band structure of the new polymorph is obtained, it can be used to extract parameters needed for tight binding and **k**·**p** perturbation theory calculations. Furthermore, the so obtained **k**·**p** Hamiltonian is a necessary input to electron transport studies on the same material, with evident consequences to nano-electronics.

II. METHODS OF INVESTIGATION

Since there are no measured properties of InAs in the wurtzite phase, the choice of an *ab initio* method is highly appropriate because it does not require any previous knowledge of the material parameters and allows one to predict numerous properties ranging from the equilibrium lattice constant to the band structure. The ground state electronic structure of solids is well described by Density Functional Theory (DFT) [5] in the Local Density Approximation (LDA) [6]. Hence, these calculations are specifically suited for structural studies. However, the LDA is not appropriate for describing electronic excitations. In particular, the calculated band gaps are underestimated. The excited-state properties of a many-electron system, such as the band structure, require a quasiparticle calculation in order to properly account for many-body effects. These calculations rely on the concept of the single-particle Green function *G*, whose exact determination requires the complete knowledge of the electronic self-energy Σ . The latter is a non-Hermitian, non-local, and energy-dependent operator which describes exchange and correlation effects beyond the Hartree approximation and which can only be calculated approximately. A useful approximation is the dynamically screened exchange or GW approximation (GWA) [7, 8]. Since the electron density is accurately given by the LDA, the wave functions of this approximation are usually rather close to the quasiparticle wave functions obtained from the self-energy operator. Therefore, the quasiparticle band structure is usually calculated perturbatively starting from the LDA wave functions and eigenenergies.

Our goal is the GW band structure of InAs and GaAs in the wurtzite phase. In the case of InAs, the main ob-

stacle on this path is the fact that the correct procedure to include the In $4d$ electrons among the valence states will erroneously predict InAs to be a metal within the LDA. Hence, the LDA eigenfunctions and energies are no longer a good starting point for the GW calculation. The main reason for the failure of the LDA is an overestimation of the pd coupling as has been concluded by several authors [9, 10, 11, 12, 13] in different materials like, for instance, InN [14], GaAs [15] and II-VI compounds [16]. If, instead, the In $4d$ states are frozen into the core, the correct band ordering can be re-established, making the LDA results a reasonable starting point for a subsequent GW calculation. For this specific reason, in the first part of this study, we have used In pseudopotentials for which the d electrons are treated as core states and their self-interaction corrections (SICs) are included in the underlying free-atom calculation [17].

Another way of circumventing the negative gap problem, is to perform a calculation using an approximate self-energy which restores the correct band ordering. The screened-exchange approximation is such a self-energy. The GW calculation is then based on the latter results.

Even if there is no problem with the band ordering, as is the case in GaAs, it could still be valuable to base the GW calculation on an electronic structure obtained from a self-energy producing results much closer to the GWA. This would lead to final results closer to a self-consistent GW calculation. We have found this to be important also in GaAs. Previous calculations treating the GW self-energy as a perturbation to the LDA potential have resulted a too small band gap. This is true also in all-electron calculations [18]. Thus, it appears that in materials with d -electrons like, for instance, InAs and GaAs, self-consistency is an important issue.

Because of the novelty of the wurtzite polymorph, there are few theoretical studies at the DFT/LDA level [19, 20] reported in the literature and no GW calculation. Besides, it should also be noted that these DFT/LDA calculations were done assuming the In $4d$ electrons frozen in the core and this, as we will discuss in this article, leads to an underestimation of the equilibrium lattice parameters and to a misleading description of the band-structure if the pd repulsion is not properly taken into account.

On the basis of total-energy calculations within DFT it has been concluded [21] that the wurtzite phase is a metastable high-pressure modification of the InAs and GaAs compounds. The mechanism behind this is a first-order phase transition induced by pressure. From LDA calculations it has been demonstrated [22] that in the case of zinc-blende compounds with a direct conduction band minimum at Γ_{1c} and the L_{1c} state above the Γ_{1c} , the corresponding wurtzite compound will also have a direct gap that is slightly larger.

In this paper, we present the results of *ab initio* DFT/LDA structure optimization and quasiparticle calculations of band structures for both zinc-blende and wurtzite phases of InAs with and without the inclusion of the In $4d$ electrons among the valence states.

All the calculations are performed with the VASP code [23], a software package for *ab initio* simulations which relies on the description of the electron-ion interaction via ultra-soft non-norm-conserving pseudopotentials (US-PP) [24] or the projector-augmented wave (PAW) method [25, 26] and a plane-wave expansion of the eigenfunctions. Both kinds (US and PAW) of pseudopotentials are used throughout this study, for both polymorphs and for both treatments of the In $4d$ states. Hence, the number of studied cases adds up to 8, for each of which an accurate convergence study was performed, in such a way as to achieve an absolute convergence of a few meV (always better than 10 meV) for every electronic level. In this paper we use a simplification for the self-energy based on a model dielectric function which, in turn, is based on a plasmon pole approximation for the dynamics [27, 28].

The paper is organized as follows. At first we present the convergence study and the structure optimization. Then we investigate the role played by the In $4d$ electrons by comparing the US-PP LDA band structures calculated with and without the inclusion of the d states in the valence band. By means of a further comparison with the experimental (*zb*) energy of the d states we have estimated a correction factor for the band structure when calculated with the d states frozen in the core. After obtaining the GW band structure in this case, we have applied this correction to achieve the wurtzite band-structure. Finally we treat the case with the d states in the valence band by using the screened exchange (SX) functional for exchange and correlation [7]. This gives a generalized Kohn-Sham (gKS) band structure with a correct band ordering and hence it is a valid starting point for the evaluation of the GW corrections.

III. STRUCTURE OPTIMIZATION

We have performed the convergence study for the two polymorphs, using both kind of pseudopotentials (US and PAW) and with the In $4d$ electrons as either valence (d -val) or core (d -core) states. For the zinc-blende phase we have used a Γ -centered Monkhorst-Pack [29] grid with a $11 \times 11 \times 11$ mesh in reciprocal space. For the wurtzite phase, instead, a $8 \times 8 \times 8$ mesh was used.

As kinetic energy cutoffs we used 262 eV \simeq 9.6 Ha when the d states are in the valence band (for both polymorph and both pseudopotentials). When the d electrons are included in the core we used 222 eV \simeq 8.16 Ha and 202 eV \simeq 7.42 Ha for the *zb* and *wz* cases, respectively.

The structure optimization has been performed by minimization of the total energy. In the wurtzite case we have assumed the ideal values for the c/a ratio and the internal parameter (u) since we know from all-electron calculations performed by some of us [30] that the equilibrium values are very close to the ideal ones, that is c/a is 0.55 % larger than the ideal value $\sqrt{8/3}$ and u is 0.05 % smaller than the ideal value $3/8$. The so obtained equilibrium volume per InAs pair in *wz* is smaller than

that of the *zb* by $\sim 0.08\%$.

The resulting energy versus volume curves, normalized to one InAs pair, are displayed in Fig. 1. Here, we can see that the *zb* is correctly predicted to be the stable phase, since its binding energy is more negative than the *wz* by ~ 18 meV. We note that this behaviour is not reproduced in the all-electron calculation of Ref. [30]. In that work it was found that for very well converged LDA calculations the total energy of the *wz* phase at the equilibrium volume is, instead, lower than that of the *zb* by ~ 3 meV. Since this energy difference is lower than the accuracy of the calculations, the authors of Ref. [30] concluded that the present accuracy is insufficient to determine which phase is the stable one.

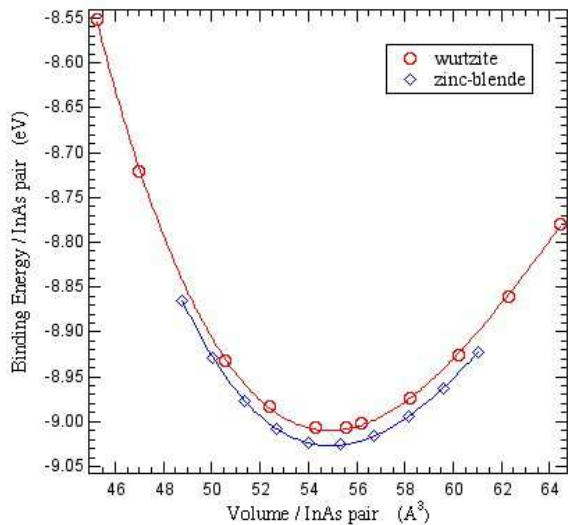


FIG. 1: The normalized total energy versus volume for one InAs pair for the zinc-blende (diamonds) and the wurtzite (circles) polymorphs.

The results obtained from the structure optimization of InAs for both zinc-blende and wurtzite phases are collected in Table I together with all-electron [30] and experimental results for lattice constants. The experimental values for wurtzite are taken from TEM measurements [1], while, for the zinc-blende, the experimental parameter measured at room temperature [31] has been extrapolated to zero degrees Kelvin. From this comparison we see that the calculated lattice constants when the *d* electrons are treated as valence states are very close to experimental and all-electron results. Hence, these values have been used throughout our further investigation.

The results reported in literature for the *wz* polymorph are obtained using HGH pseudopotentials in the *d*-core approximation [19]: $a = 4.192$ Å, $u = 0.3755$, $c = 6.844$ Å. In the same article and with the same approach is reported $a = 5.921$ Å for the *zb*. More results obtained at the LDA level with pseudopotentials (*d*-core) are reported for the *zb* phase as, for instance, $a = 5.04$ Å [32], $a = 5.902$ Å [33], $a = 5.95$ Å [34], $a = 5.906$ Å [35].

TABLE I: Lattice constants for InAs in the zinc-blend and wurtzite phases. US denotes Ultra Soft pseudopotentials with the In 4*d* electrons included among the valence (*d*-val) or core (*d*-core) states.

	a_{zb}	a_{wz}	c_{wz}
experimental	6.0542 Å	4.2839 Å	6.9954 Å
all-electron	6.0428 Å	4.2638 Å	7.0013 Å
US <i>d</i> -val	6.0329 Å	4.2663 Å	6.9669 Å
US <i>d</i> -core	5.8023 Å	4.1060 Å	6.7051 Å

IV. BAND STRUCTURES

A. Kohn-Sham and quasiparticle band structures.

The LDA band structures along high-symmetry lines in the Brillouin-Zone (BZ) were obtained by solving the Kohn-Sham equation [6] at the equilibrium lattice parameters and using US-PP. For the *wz*-InAs, these are shown as continuous lines in Fig. 2 and 3 in the *d*-val and *d*-core case, respectively. When the In 4*d* electrons are included in the valence band, the calculated band structure reveals problems for both polymorphs: a negative *sp* gap is obtained, resulting in a “wrong band ordering”. The *s*-like Γ_{1c} state - forming normally the conduction band minimum (CBM) - lies below the *p*-like Γ_{15v} (or Γ_{6v} and Γ_{1v}) state - constituting the valence band maximum (VBM) in other zincblende (or wurtzite) semiconductors. We find $\Gamma_{1c} - \Gamma_{15v} = -0.346$ eV for the zincblende and $\Gamma_{1c} - \Gamma_{6v} = -0.317$ eV for the wurtzite energy gaps. The only difference between the two InAs phases is that the *wz* exhibits crystal field splitting between the Γ_{6v} and Γ_{1v} valence band levels. The calculated value is $\Delta_{cr} = \epsilon(\Gamma_{6v}) - \epsilon(\Gamma_{1v}) = 81$ meV.

The “negative gap” of the InAs in the *zb* phase has already been observed in other LDA calculations that include the *d* states in the valence band as, for instance, reported in Ref. [36]. The main cause of this problem is the known limitation of the DFT-LDA to correctly describe excited states properties like the band structure. Actually, the latter is properly described within many-body perturbation theory, which requires a zero-th order Hamiltonian for the perturbation series. This is usually chosen to be the LDA eigenspectrum. Unfortunately, in the present case, the wrong starting Hamiltonian, will lead to unreliable GW corrections which actually also results in an erroneous band structure as can be seen from Fig. 2.

When the band-gap is as small as it is in the present case ($E_{gap} = 0.415$ eV at 0 K [37]) sources of error other than the fundamental one become important like the LDA itself. The LDA becomes less accurate in more inhomogeneous materials such as the III-IV semiconductors and even worse in the II-VI semiconductors with a higher ionicity. Besides, as it will be discussed in the next section, the underestimation of the binding energy of

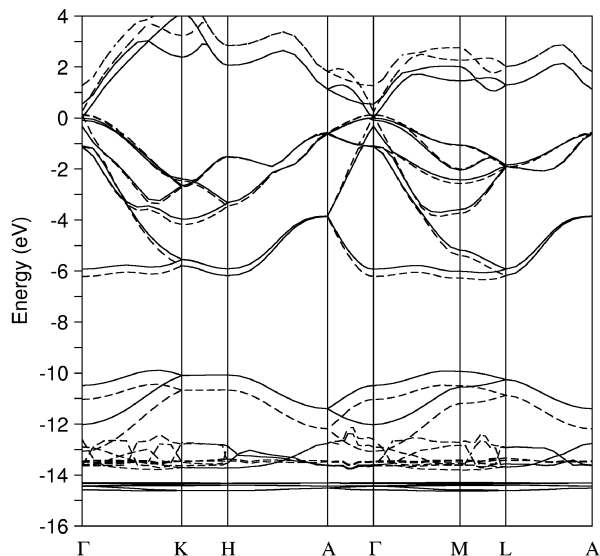


FIG. 2: Quasiparticle (dashed lines) and Kohn-Sham (solid lines) band structures of InAs wurtzite with the In $4d$ included in the valence states: at Γ a “negative gap” is predicted.

the In $4d$ electrons causes an overestimation of the pd -repulsion that contributes to the reduction of the band gap.

For the GW corrections we use a model dielectric function for which only the high frequency dielectric constant ϵ_∞ has to be specified. For this parameter we have, for both polymorphs, used the experimental values $\epsilon_\infty = 12.3$ (InAs) and $\epsilon_\infty = 10.89$ (GaAs) [31] corresponding to the zb phase. The resulting quasiparticle band structures for wz -InAs are presented in Fig. 2 and 3 (dashed lines) in the d -val and d -core case, respectively.

B. The pd repulsion and the d -core case.

The calculation of the band structure for the InAs compound is complicated by the presence of the d states, as discussed previously for systems like Ge, II-VI semiconductors and some III-V semiconductors [10, 11, 12, 13, 14, 15, 16]. Indeed, even though the d states are well separated in energy from the lower lying s and p states with the same principal quantum number their wavefunctions have considerable spatial overlap which leads to a large exchange coupling between these states [9]. A proper description requires a pseudopotential which includes the s and p states in addition to the d valence states. Such a description leads to expensive GW calculations. Another possibility is to use a pseudopotential which excludes the d states from the valence band.

Pseudopotential calculations based on the LDA and treating the In $4d$ as valence states give smaller values of the gap due to the pd hybridizations of the upper valence band VBM (p -like states) with the d states. The strong pd interaction is mainly due to the fact that the

LDA underestimates the binding energy of the d electrons. Consequently, the d levels are calculated to be too close to the top of the valence band and the pd coupling is overestimated within the LDA. This results in a shift of the p states towards higher energies and, hence, to the gap reduction. The underbinding of the d states can be estimated by comparing the experimental (zb) and calculated positions of the d bands with respect to the VBM. The values calculated within the LDA are 14.3 eV and 14.5 eV for the zb and wz structures, respectively, compared to an experimental result of 16.8 eV [38] (zb). Hence we obtain a scaling factor of $14.3/16.8 = 0.851 \sim 85\%$ for the zb and $14.5/16.8 = 0.857 \sim 85\%$ for the wurtzite. We will use this value of scaling factor to reduce the overestimation of the pd -repulsion calculated within the LDA.

In order to highlight the role played by the d states in the band structure calculations of these materials, we have studied both polymorphs with a (US) pseudopotential obtained by assuming the In $4d$ states to be core states while accounting for their influence by including self-interaction corrections (SICs) in the underlying calculations for the free atom [17]. Using this pseudopotential and the equilibrium lattice constant obtained in the d -val case, we have calculated the Kohn-Sham band structure and found that the correct band ordering is re-established. The semiconducting nature of InAs is now correctly predicted, with energy gaps being 0.068 eV and 0.113 eV for the zinc-blende and the wurtzite phase, respectively. Moreover, this calculations forms a good starting point for perturbatively adding GW corrections to the band structure in the usual way [39, 40]. This is what we have done, *i.e.* we have not attempted self-consistency with respect to the quasiparticle wave functions. The so obtained LDA and GW band structures for the wurtzite polytype are reported in Fig. 3.

The band structure obtained with the d electrons treated as core states misses the effects of the pd repulsion, *i.e.*, the calculated GW band gap is larger than the “true” one by the energy corresponding to the “true” pd repulsion itself. Hence, we have here estimated this correction factor following the method outlined in [14] in the case of InN. By comparing the LDA band structures in the d -core and d -val approaches, it is possible to estimate the LDA value for the pd repulsion (Δ_{pd}). This can be identified with the shift of the p states toward higher energies when passing from the former to the latter case. Indeed, when the d states are “missing” (*i.e.* very far below the VBM), there is no pd repulsion and it is possible to assume that the position of the CBM (s -like state) remains unchanged in the two situations. This is because in the InAs compound the s - d repulsion is negligible [41]. Referring to the schematic representation in Fig. 4 and taking the Δ_1 and Δ_2 , as defined in this figure, from the calculated band structures, we obtain an estimate of Δ_{pd} for both polymorphs, that is 0.41 eV for the zb and 0.44 eV for the wz phase.

The pd repulsion obtained in this way, *i.e.* from the

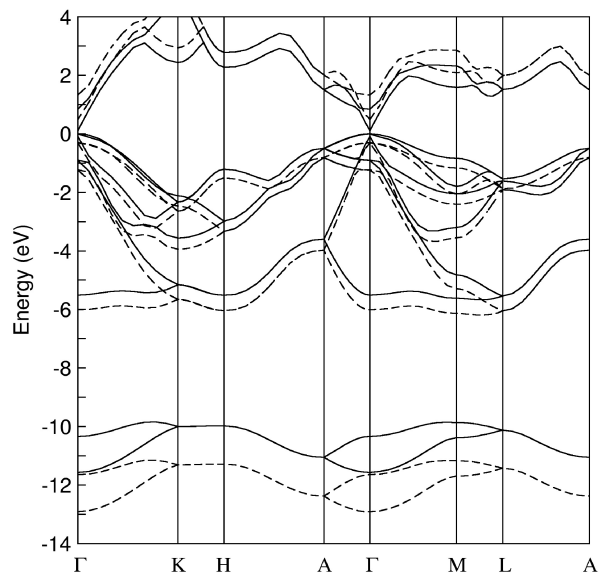


FIG. 3: Quasiparticle (dashed lines) and Kohn-Sham (solid lines) band structures of wurtzite InAs with the In 4d included among the core states.




FIG. 4: Scheme for the estimation of the LDA value of the pd -repulsion (Δ_{pd}).

LDA band structures, is overestimated with respect to the “true” one. To arrive at the “true” value Δ_{pd} must be reduced by the factor that relates the experimental energy difference between the VBM and the d levels to the same quantity within the LDA, *i.e.* by 85% for both polymorphs. Hence the true pd -repulsion can be estimated as $\Delta_{pd} \times 0.85$, leading to 0.35 eV for the *zb* and 0.38 eV for the *wz*. By applying this correction to the GW band structure calculated in the d -core approach we find that the quasiparticle energy gaps of 0.67 eV (*zb*) and 0.79 eV (*wz*) are reduced to 0.38 eV and 0.41 eV, respectively.

V. LDA-SX-GW APPROACH TO THE BAND STRUCTURE CALCULATION

A. The InAs case.

In the previous section we have obtained band gaps for the two polymorphs of InAs using a method which is based on physical intuition but has some theoretical flaws. It is based on experimental data for the d -band

positions and can thus not be considered as fully *ab initio*. The method does not properly treat the In 4d states as valence states as one would require from a proper theory. The advantage of the approach, however, is the remarkably low numerical effort.

We have, therefore, also applied a different approach to the problem, an approach, which certainly is not without flaws but which is, at least, more well defined from a theoretical point of view. As mentioned previously, in the d -val case the LDA band structure is a bad starting point for calculating the GW corrections. Moreover, even if calculated correctly, it might be inadequate to add them in a perturbative way.

A full quasiparticle calculation in the GW approximation involves several difficulties such as the calculation of the frequency-dependent dielectric function and the solution of a Schrödinger-like equation with a non-local and energy dependent self-energy operator which is non-hermitian as opposed to the case of most eigenvalue problems involving a local energy independent potential. On top of these difficulties the calculations should actually be carried out self-consistently meaning that the output quasiparticle wave functions and energies should be used in calculating the self-energy operator from which the results are obtained.

Already the founder of the GW approach designed approximations to the GWA [7] in order to simplify its application to real solids. One such approximation is the Coulomb-Hole plus Screened-Exchange approximation (COHSEX) which splits the self-energy of the GWA in two parts. The first part, the Coulomb-Hole term, was shown already by Hedin [42] to have a rather weak dispersion although it is far from negligible. The main effect of this term is thus a constant shift of the entire band structure. Consequently, neglecting this term entirely and just keeping the Screened-Exchange (SX) term might constitute a rather good starting point for later adding the full GW correction in a perturbative way.

Obviously, self-consistency is a very important issue in the present context. Viewing the exchange-correlation potential of the LDA as an approximation to the self-energy of the GWA and believing that the full GWA would predict InAs to be a semiconductor, the input LDA wave functions and energies are very far from the resulting wave functions and energies of the GWA. We here subscribe to the idea that the self-energy operator of the Screened-Exchange approximation (SXA) being non-local but energy independent is much closer to that of the full GWA as compared to the LDA potential. The eigenvalues of the Kohn-Sham equation with such a generalized potential are close enough to that of the GWA to allow us to obtain the full GWA results from first-order perturbation theory starting from the SXA in the generalized Kohn-Sham (gKS) equation. This conjecture is strongly supported by recent results by some of us [43].

We thus use the wave functions and eigenvalues from an SX calculation in the gKS framework as input for the quasiparticle calculation.

The one-electron part of our calculation is based on pseudopotentials obtained from the projector-augmented wave (PAW) method. This method allows for the reconstruction of the all-electron wave functions from their pseudo counterparts thus making it possible to calculate the important matrix elements of the SX operator between the valence states [28, 45], as well as to evaluate the nonlocal core-valence exchange [18].

We would like to stress that this is a very important advantage of using PAWs as compared to using ordinary norm-conserving or ultrasoft pseudopotentials. Unless some additional work toward estimating the correct non-local core-valence exchange is done such “normal” calculations can easily lead to errors in band gaps of the order of several tenths of eV [44]. The effect is more important in the case of valence d states and must thus be accounted for in narrow-gap materials with strong d contributions to states around the gap - as, e.g., in InAs. In the present work the non-local core-valence exchange and correlation are approximated by pure exchange rather than by the dynamically screened potential of the GWA. We believe, however, that the effect of screening is rather small in the core region.

We find that the gKS eigenenergies of the SX calculation give the correct band ordering for both polymorphs, *i.e.*, positive band-gaps of 0.440 eV (zb) and 0.489 eV (wz). Consequently, we have a good starting point - the SX eigenspectrum - for the subsequent GW calculation and it is now possible to apply first-order perturbation theory. We obtain a quasiparticle spectrum with an energy gap of 0.556 eV for zb and 0.611 eV for wz . The crystal field splitting for the wz phase obtained in this approximation amounts to 99 meV [46]. The quasiparticle band structure of the InAs in the wurtzite phase with the In $4d$ included among the valence states is shown in Fig. 5.

All the calculations are based on pseudopotentials obtained in the scalar-relativistic approximation. Hence, the calculated energy gaps should be compared with the experimental values modified as if there were no spin-orbit interaction. In the zb case the spin-orbit coupling splits the Γ_{15} state by shifting the Γ_{8v} states up by $+\frac{1}{3}\Delta_0$ and the Γ_{7v} state down by $-\frac{2}{3}\Delta_0$. Since the zb gap at zero Kelvin is 0.415 eV and the spin-orbit splitting $\Delta_0 = 0.38$ eV [31], it follows that the experimental energy gap of the zinc-blende in a non-relativistic world would be 0.542 eV. This is the value which should be compared to our calculation. In Table II we see that our result compares well with experiment and that this approach leads to a better agreement than the three step procedure of section IV B.

Encouraged by the good results for the zinc-blende structure, we can estimate what the wurtzite energy gap would be in the real world. Indeed the difference between the two polymorphs is mainly in the stacking of the atoms (A B C sequence for the zb and A B A B for the wz), that is, they differ in the second nearest neighbor of a given atom. Hence, it would not be too far fetched to assume

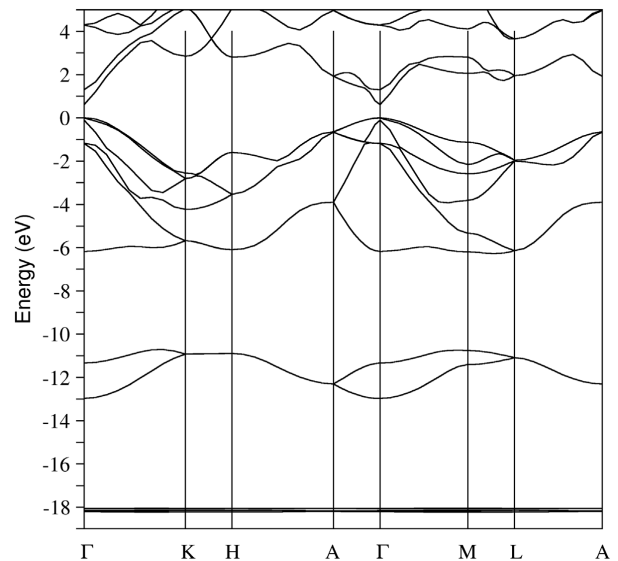


FIG. 5: GW band structure of InAs wurtzite with the In $4d$ included among the valence states. The quasiparticle corrections are applied on top of the SX calculation which, in turn, is started from the LDA eigenspectrum.

that the errors introduced by our approximations will be similar in the two cases, thereby allowing us to estimate the change in the energy gap due to the change in the crystal structure as the difference between the calculated wz and zb values, *i.e.*

$$E_{gap}(wz) - E_{gap}(zb) = 55 \text{ meV}. \quad (1)$$

By adding this energy to the experimental gap (at 0 K) of InAs in the zinc-blende phase we obtain the following estimate of the gap (at 0 K) of the wurtzite polymorph

$$E_{gap}(wz) = 470 \text{ meV}. \quad (2)$$

Results from low temperature (5 K) photocurrent measurements on thick (~ 85 nm in diameter) InAs-InAsP-InAs nanowires of Ref [3] suggest a value of ~ 550 meV for the energy gap of InAs in the wurtzite phase, in good agreement with our result. Using this value and by assuming that the spin-orbit splitting for the wz polymorph is similar to that of the zb , we find the experimental gap of InAs in the wz phase without spin-orbit interaction to be 0.677 eV.

B. The GaAs case.

In analogy to the InAs case, we use PAW pseudopotentials which treat the Ga $3d$ electrons as valence states. Even though GaAs is correctly predicted to be a semiconductor by the LDA, those band gaps are quite small compared to experiment, as can be seen from Table III.

polytype \ E_{gap}	LDA	LDA	GW	SX+GW	EXP
	d -val	d -core	d -core	d -val	w.out S-O
zb	-0.346	0.068	0.38	0.556	0.542
wz	-0.317	0.113	0.41	0.611	0.677

TABLE II: InAs energy gaps at Γ point calculated in the different approximations outlined in the article: (i) DFT-LDA with In $4d$ included among the valence states (d -val) (ii) DFT-LDA with In $4d$ as core states described by SIC pseudopotentials (d -core) (iii) GW for the d -core case after the correction for the pd -repulsion (iv) LDA-SX-GW with PAW pseudopotential in the d -val case (v) experimental gap without spin-orbit interaction. All values are given in eV.

When we compute the quasiparticle corrections starting from these LDA eigenfunctions, we find an energy gap which is still too small - they are of the order of ~ 1 eV in the zb case. A similar result is also reported in the case of all-electron GW calculations [18], indicating that one needs to go beyond the non-selfconsistent GWA in order to better describe the GaAs band structure.

We have, thus, applied the procedure described in Section V A also to GaAs. The resulting energy gaps are summarized in Table III and the full quasiparticle band-structure is reported in Fig. 6 in the wz case. From these results we note that, at the LDA level of the calculation, the gap of the wz polymorph is 50 meV larger than the zb case, consistent with Ref. [22] and the result for InAs. When the SX calculation is performed this behavior is reversed and the zb gap is larger than the wz . This situation again changes after the final GW calculation, with the zb gap being smaller by 219 meV. These calculations were performed using the same k -point mesh as for the InAs case [46].

It is well known that going from a local potential like, e.g., the LDA potential to a non-local and energy independent potential like that of the Hartree-Fock approximation (HFA) has a drastic effect on band gaps. The SX approximation is less extreme than the HFA but we still expect a substantial effect on the band gap.

Photoluminescence measurements were recently performed on single GaAs nanowires using the NSOM technique [47]. These NWs have mixed crystal structure: segments having zb and wz crystal structures can be identified in the same wire, as reported in [48]. Since these wires have large wz segments, it was possible to take the PL emission from that part of the wire finding that it has emission energy lower than that of the zb by ~ 50 meV, *i.e.* the measured energy gap of the GaAs in the wz phase at low temperature (~ 10 K) was found to be 1.467 eV. Since these NWs are typically 50 nm in diameter, we can neglect quantum confinement effects. Our GW result is in contrast with these measurements, nevertheless we would like to suggest more experiments on GaAs in the wurtzite phase, especially experiments performed on purely wurtzite GaAs NWs.

To compare our calculated gaps with experimental

data we strip the experimental results from their spin-orbit contribution, using the same procedure as in the InAs case. By using the value 1.519 eV and $\Delta_0 = 0.33$ eV for the low temperature energy gap and spin-orbit splitting in GaAs (zb) [31] we find that the energy gap without spin-orbit interaction is 1.629 eV. Assuming that the GaAs in the wz phase has a spin-orbit splitting similar to the zb one and using the results from Ref. [47], we found an experimental wz gap “without” spin-orbit interaction of 1.577 eV.

polytype \ E_{gap}	LDA	SX	GW	EXP	EXP
					w.out S-O
zb	0.330	1.289	1.133	1.519	1.629
wz	0.380	1.172	1.351	1.467	1.577

TABLE III: GaAs energy gaps at Γ point calculated according to different approximations: LDA (i), SX (ii) and LDA-SX-GW (iii). Experimental gap for the wz [47] and the zb with (iv) and without (v) spin-orbit interaction. All the calculated band gaps are obtained using PAW pseudopotentials and including the Ga $3d$ among the valence states. All the values are in eV.

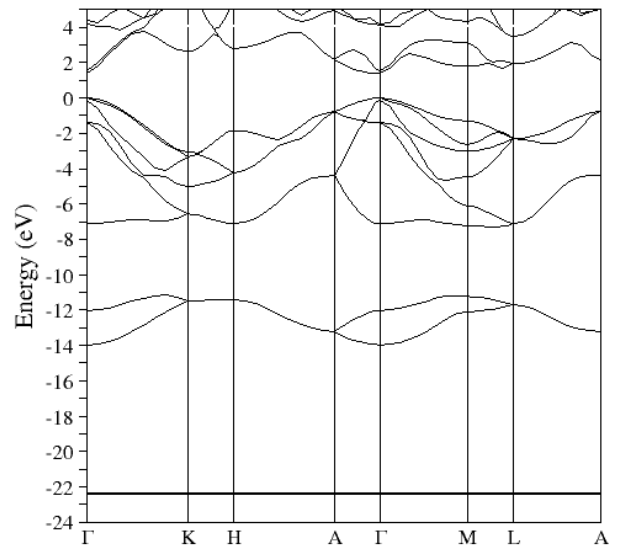


FIG. 6: Band structure of GaAs wurtzite with Ga $3d$ included among valence states. The quasiparticle corrections are applied on top of the SX calculation which, in turn, is started from the LDA eigenspectrum.

VI. SUMMARY AND CONCLUSIONS

We have reported on the first study of the quasiparticle band structure of InAs and GaAs in the wurtzite phase. The calculations were performed within an approximately self-consistent GW approach. For the purpose of comparison we have done this in the InAs case

also by a three-step procedure based on the LDA in which the In $4d$ electrons were frozen and treated as core electrons. This resulted in a band structure with the correct band ordering. We then calculated the GW corrections to this results in a perturbative manner and added a correction designed to account for the missing pd -repulsion. The latter physically rather intuitive approach led to results not too far from those of the more fundamental approach, which in turn was in good agreement with recent experimental results. This demonstrates the importance of self-consistency in these materials where the LDA results are quite off the mark and actually predict InAs to be a metal.

We have found that the InAs wurtzite energy gap is larger than the zinc-blende one by ~ 55 meV, leading to the theoretical estimate of the quasiparticle gap of InAs in the wurtzite phase (~ 0.47 eV), a value in close agreement with very recent measurements on InAs based

nanowires.

The quasiparticle energy gap of GaAs in the wz phase is also larger than that of the zb polytype. This finding is, however, in disagreement with preliminary photoluminescence experiment performed on GaAs nanowires having a wurtzite crystal structure.

Acknowledgments

We thank the Nanoquanta network of Excellence (contract number NMP4-CT-2004-500198), the Deutsche Forschungsgemeinschaft (Project No. Be 1346/18-1) and the European Communitys Human Potential Program in the framework of the Photon-Mediated Phenomena (PMP) Research Training Network under contract HPRN-CT-2002-00298 for supporting this research.

-
- [1] Z. Zanolli, M.-E. Pistol, L.E. Fröberg, and L. Samuelson, Journal of Physics: Condensed Matter (to be published)
 - [2] Z. Zanolli, L.E. Fröberg, M.T. Björk, M.-E. Pistol, and L. Samuelson, Thin Solid Films, In press - Available online since 25 January 2006.
 - [3] J. Trägårdh, A.I. Persson, J. B. Wagner, D. Hessman, and L. Samuelson (to be published)
 - [4] M.T. Björk, A. Fuhrer, A.E. Hansen, M.W. Larsson, L.E. Fröberg, L. Samuelson, Phys. Rev. B **72**, 201307(R) (2005).
 - [5] P. Hohenberg and W. Kohn, Phys. Rev. **136**, B864 (1964).
 - [6] W. Kohn and L. J. Sham, Phys. Rev. **140**, A1133 (1965).
 - [7] L. Hedin, Phys. Rev. **139**, A796 (1965).
 - [8] L. Hedin and S. Lundqvist, in Solid State Physics, Vol. 23, edited by F. Seitz, D. Turnbull, and H. Ehrenreich (Academic, New York, 1969), p.1
 - [9] M. Rohlfing, P. Krüger, and J. Pollmann, Phys. Rev. Lett. **75**, 3489 (1995).
 - [10] G.B. Bachelet and N.E. Christensen, Phys. Rev. B **31**, 879 (1985).
 - [11] N.E. Christensen, Phys. Rev. B **37**, 4528 (1988).
 - [12] S.-H. Wei and A. Zunger, Phys. Rev. Lett. **59**, 144 (1987).
 - [13] S.-H. Wei and A. Zunger, Phys. Rev. B **37**, 8958 (1988).
 - [14] J. Furthmüller, P. H. Hahn, F. Fuchs, and F. Bechstedt, Phys. Rev. B **72**, 205106 (2005)
 - [15] M.L. Tiago, S. Ismail-Beigi, and S.G. Louie, Phys. Rev. B **69**, 125212 (2004).
 - [16] O. Zakharov, A. Rubio, M.L. Cohen, and S.G. Louie, Phys. Rev. B **50**, 10780 (1994).
 - [17] M.M. Rieger and P. Vogl, Phys. Rev. B **52**, 16567 (1995).
 - [18] B. Arnaud and M. Alouani, Phys. Rev. B **62**, 4464 (2000).
 - [19] S.Q. Wang and H.Q. Ye, J. Phys.: Condens. Matter **14**, 9579 (2002).
 - [20] S.Q. Wang and H.Q. Ye, Phys. Stat. Sol. (b) **240**, 45 (2003).
 - [21] J. Crain, R.O. Piltz, G.J. Ackland, S.J. Clark, M.C. Payne, V. Millman, S.J. Lin, P.D. Hatton, and Y.H. Nam, Phys. Rev. B **50**, 8389 (1994)
 - [22] C.-Y. Yeh, S.-H. Wei, and A. Zunger, Phys. Rev. B **50**, 2715 (1994).
 - [23] G. Kresse and J. Furthmüller, Comput. Mater. Sci. **6**, 15 (1996); Phys. Rev. B **54**, 11169 (1996).
 - [24] D. Vanderbilt, Phys. Rev. B **32**, 8412 (1985).
 - [25] P. Blöchl, Phys. Rev. B **50**, 17953 (1994).
 - [26] G. Kresse and D. Joubert, Phys. Rev. B **59**, 1758 (1999).
 - [27] Bechstedt *et al.*, Solid State Commun. **84**, 765 (1992).
 - [28] J. Furthmüller, G. Cappellini, H.-Ch. Weissker, and F. Bechstedt, Phys. Rev. B **66**, 045110 (2002).
 - [29] H. J. Monkhorst and J. D. Pack, Phys. Rev. B **13**, 5188 (1976).
 - [30] Z. Zanolli and U. von Barth, Phys. Rev. B (to be published).
 - [31] *Semiconductors. Physics of Group IV elements and III-V Compounds*, edited by K. H. Hellwege and O. Madelung, Landolt-Börnstein, New Series, Group III, Vol. 17, Pt. a (Springer, Berlin, 1982).
 - [32] S. Massidda, A. Continenza, A.J. Freeman, T.M. de Pascuale, F. Meloni, M. Serra, Phys. Rev. B **41**, 12079 (1990).
 - [33] P. E. Van Camp, V. E. Van Doren, and J. T. Devreese, Phys. Rev. B **41**, 1598 (1990).
 - [34] P. Boguslawski and A. Baldereschi, Phys. Rev. B **39**, 8055 (1989).
 - [35] S.B. Zhang and M.L. Cohen, Phys. Rev. B **35**, 7604 (1987).
 - [36] X. Zhu and S.G. Louie, Phys. Rev. B **43**, 14142 (1991).
 - [37] Z. M. Fang, K. Y. Ma, D. H. Jaw, R. M. Cohen, and G. B. Stringfellow, J. Appl. Phys. **67**, 7034 (1990).
 - [38] C.B.M. Andersson, J.N. Andersen, P.E.S. Persson, U.O. Karlsson, Surface Science **398**, 395 (1998).
 - [39] M. S. Hybertsen and S. G. Louie, Phys. Rev. B **34**, 5390 (1986).
 - [40] F. Bechstedt, Adv. Solid State Phys. **32**, 161 (1992).
 - [41] C. Persson and A. Zunger, Phys. Rev. B **68**, 073205 (2003).
 - [42] L. Hedin, Ark. Fys. **30**, 231 (1966).
 - [43] F. Fuchs *et al* cond-mat 0604447 (2006).
 - [44] M. Shishkin and G. Kresse, Phys. Rev. B **74**, 035101

- (2006).
- [45] B. Wenzien, G. Cappellini, and F. Bechstedt, Phys. Rev. B **51**, 14701 (1995).
 - [46] In the SX calculation and then also in the GW calculation we used a k grid of $8 \times 8 \times 8$ and $8 \times 8 \times 4$ in the zb and wz case, respectively.
 - [47] A.Mintairov, G.Cirlin *et. al.* to be published in Phys. Tech. Lett.
 - [48] I. P. Soshnikov, G. È. Cirlin, A. A. Tonkikh, Yu. B. Samsonenko, V. G. Dubovskii, V. M. Ustinov, O. M. Gorbenko, D. Litvinov, and D. Gerthsen, Physics of the Solid State **47**, 2213 (2005).