

Resonant dephasing of the electronic Mach-Zehnder interferometer.

Eugene V. Sukhorukov¹, and Vadim V. Cheianov²

¹ *Département de Physique Théorique, Université de Genève, CH-1211 Genève 4, Switzerland*

² *Physics Department, Lancaster University, Lancaster, LA1 4YB, UK*

(Dated: December 2, 2024)

We address the recently observed unexpected behavior of Aharonov-Bohm oscillations in the electronic Mach-Zehnder interferometer experimentally realized in a quantum Hall system [1]. We argue that the measured lobe-like structure in the visibility of oscillations and the phase rigidity result from a long-range *local* interaction between two adjacent counter-propagating edge states, which leads to a resonant scattering of bosonic charge excitations. The visibility and phase shift, expressed in terms of the transmission coefficient for bosons, provide the tool for investigating the nature of quantum Hall edge states.

PACS numbers: 73.23.-b, 85.35.Ds, 03.65.Yz

Quantum interference effects, particularly Aharonov-Bohm (AB) effect [2], and their suppression due to interactions [3] have always been a central subject of mesoscopic physics, and by now are thoroughly investigated. However, the recent experiments on the AB effect in Mach-Zehnder (MZ) [1, 4] and Fabri-Perot type [5] interferometers, which utilize quantum Hall edge states [6] as one-dimensional conductors, have brought a number of puzzles indicating that the physics of edge states is not yet well understood [7]. For instance, observed in Ref. [1] lobe-type pattern in the visibility of AB oscillations as a function of voltage bias, as well as the rigidity of the phase of oscillations followed by abrupt jumps by π , cannot be explained within the single-particle formalism [8] which is supposed to describe edge states at integer filling factor [9].

Indeed, according to a single-particle picture the electron edge states propagate as plane waves with the group velocity v_F at Fermi level. They are transmitted through the MZ interferometer (see Fig. 1) at the left and right quantum point contacts (QPC) with amplitudes t_L and t_R , respectively. In case of low transmission two amplitudes add, so that the total transmission probability $T \propto |t_L|^2 + |t_R|^2 + 2|t_L t_R| \cos(\varphi_{AB} + \Delta\mu\Delta x/v_F)$ oscillates as a function of the AB phase φ_{AB} and bias $\Delta\mu$, where Δx is the length difference between two interfering paths of the interferometer. The AB oscillations may be seen in the differential conductance $G = dI/d\Delta\mu$, which is given by the Landauer-Büttiker formula [8], $G = T/2\pi$. The degree of coherence is quantified by the visibility of AB oscillations $V_{AB} = (G_{\max} - G_{\min})/(G_{\max} + G_{\min})$, which for low transmission acquires the simple form

$$V_{AB}^{(0)} = 2|t_L t_R|/(|t_L|^2 + |t_R|^2), \quad (1)$$

i.e. it is independent of bias. Moreover, the phase shift of AB oscillations is just a linear function of bias, $\Delta\varphi_{AB} = \Delta\mu\Delta x/v_F$.

Dephasing in ballistic mesoscopic rings was reported in Ref. [10] and theoretically addressed in Ref. [11]. Since the first experiment on electronic MZ interferometer [4],

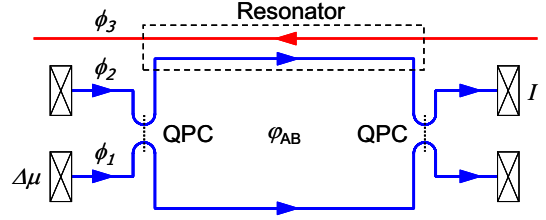


FIG. 1: Schematic representation of the electronic Mach-Zehnder (MZ) interferometer experimentally realized in Ref. [1]. Two edge states (blue lines), that propagate from left to right, are coupled via two quantum point contacts (QPC) and form the Aharonov-Bohm loop. The bias $\Delta\mu$ applied to one of the source ohmic contacts causes the current I to flow around the loop, so that the differential conductance $G = dI/d\Delta\mu$ oscillates as a function of the phase φ_{AB} . The third counter-propagating edge state (red line) interacts locally with the MZ interferometer and leads to the resonant scattering of charge excitations.

several theoretical models of dephasing in this particular system have been proposed, including classical fluctuating field [12], and dephasing probe [13] models. However, unusual dephasing of AB oscillations in Ref. [1] seems to arise from a specific interaction at the edge of a quantum Hall systems, understanding of which is especially important in view of recent proposals to use edge states for creating entanglement [14, 15, 16].

In this Letter we propose a model of long-range interaction which may explain unusual AB effect. We note that an important feature of the MZ setup [1] is the existence, due to topological reasons, of a counter-propagating edge state (see Fig. 1) which interacts with the adjacent edge state. Being localized inside a finite interval of the length L , the interaction leads to a resonant scattering of charge excitations, which carry away the phase information. As a result, AB oscillations vanish at certain values of the normalized bias $\Delta\mu L/2v_F$ (see Fig. 2), where the AB phase jumps by π . We found an important relation between the transmission coefficient of charge excitations and the visibility of AB oscillation, equations (5) and (11), which opens the possibility for the spectroscopy of

the edge state interactions.

Model of Mach-Zehnder interferometer.— To describe quantum Hall edges at filling factor $\nu = 1$, we apply the chiral Luttinger liquid model [9, 17] and write the Hamiltonian as $H = (v_F/4\pi) \sum_{\alpha} \int dx [\nabla\phi_{\alpha}(x)]^2 + H_{\text{int}}$. The bosonic fields ϕ_{α} , $\alpha = 1, 2, 3$, describe low-energy charge excitations at the edges, $\rho_{\alpha}(x) = (1/2\pi)\nabla\phi_{\alpha}(x)$. They satisfy the commutation relations: $[\phi_{\alpha}(x), \phi_{\alpha}(y)] = \pm i\pi \text{sgn}(x - y)$, where the minus sign stand for the counter-propagating field ϕ_3 . Little is known about the nature of the interaction H_{int} . Here we assume general density-density interaction: $H_{\text{int}} = (1/2) \sum_{\alpha\beta} \iint dx dy U_{\alpha\beta}(x, y) \rho_{\alpha}(x) \rho_{\beta}(y)$.

We note that the only role of the interaction at the homogeneous chiral edge away from the resonator (see Fig. 1) is to renormalize the group velocity v_F . We therefore further assume that only the elements U_{23} and $U_{22} = U_{33}$ are nonzero. Going over to the canonical variable $\phi = (\phi_2 + \phi_3)/2$ and its dual variable $\theta = (\phi_3 - \phi_2)/2$, such that $[\phi(x), \nabla\theta(y)] = i\pi\delta(x - y)$, we obtain the final Hamiltonian $H = (v/4\pi) \int dx [\nabla\phi_1(x)]^2 + H_{\text{LL}}$, where the important part

$$H_{\text{LL}} = \frac{v_F}{2\pi} \int dx [(\nabla\phi)^2 + (\nabla\theta)^2] + \iint \frac{dx dy}{4\pi^2} [U(x, y) \nabla\phi(x) \nabla\phi(y) + V(x, y) \nabla\theta(x) \nabla\theta(y)], \quad (2)$$

takes into account the interaction, $U \equiv U_{22} + U_{23}$, $V \equiv U_{22} - U_{23}$, at the resonator.

In the experiment [1], two point contacts located at x_{ℓ} , $\ell = L, R$, mix the edge states and allow the interference between them. Although, the nature of point contacts is often not exactly known [18], for our purpose it is safe and sufficient to assume a weak coupling which can be described as a transfer of electrons between two edges:

$$H_T = A + A^{\dagger}, \quad A = A_L + A_R, \quad (3a)$$

$$A_{\ell} = t_{\ell} \psi_2^{\dagger}(x_{\ell}) \psi_1(x_{\ell}), \quad \ell = L, R, \quad (3b)$$

where ψ_1 and ψ_2 are the electron operators, and the tunneling amplitudes t_{ℓ} depend on the Aharonov-Bohm phase φ_{AB} .

Visibility of Aharonov-Bohm oscillations.— We will investigate interference effects in the tunneling current $I = i(A - A^{\dagger})$, which experimentally can be seen as a backscattering current at the second edge, see Fig. 1. To lowest order in tunneling amplitudes t_{ℓ} its expectation value is given by $I = \int dt \langle [A^{\dagger}(t), A(0)] \rangle$ [19], where the average is taken with respect to the ground state of the system biased by the potential difference $\Delta\mu$. Taking into account Eqs. (3), we write the total current as a sum of three terms: $I = I_L + I_R + I_{LR}$, where two terms $I_{\ell} = \int dt \langle [A_{\ell}^{\dagger}(t), A_{\ell}(0)] \rangle$ are direct contributions of two point contacts, and $I_{LR} = \int dt \langle [A_L^{\dagger}(t), A_R(0)] \rangle + c.c.$ is the interference term that contains the AB phase.

Next, we remind that in our model the interaction is effectively present only at the resonator between points x_L and x_R . There are two important consequences of this. First, the interaction cannot effect direct currents I_L and I_R . Therefore, we readily obtain the conductances for non-interacting electrons: $dI_{\ell}/d\Delta\mu = G_{\ell} = 2\pi n_F^2 |t_{\ell}|^2$, where n_F is the density of states at Fermi level. And second, the interference term, $G_{LR} = n_F t_L t_R \exp(i\Delta\mu \Delta x / v_F) \mathcal{G}_{\Delta\mu} + c.c.$, still depends on the interaction via the Fourier transform $\mathcal{G}_{\Delta\mu} = v_F^{-1} \int dX \exp[i(\Delta\mu/v_F)X] \mathcal{G}(X)$ of the electronic correlator

$$\mathcal{G}(X) = \langle \psi_2(x_L, t) \psi_2^{\dagger}(x_R) \rangle, \quad (4)$$

which, however, depends on coordinates only via the combination $X \equiv x_R - x_L + v_F t$. Thus we obtain an important result for the visibility of AB oscillations, and for the AB phase shift:

$$V_{\text{AB}}/V_{\text{AB}}^{(0)} = (1/2\pi n_F) |\mathcal{G}_{\Delta\mu}|, \quad (5a)$$

$$\Delta\varphi_{\text{AB}} = \Delta\mu \Delta x / v_F + \arg(\mathcal{G}_{\Delta\mu}), \quad (5b)$$

where $V_{\text{AB}}^{(0)}$ is the visibility in the absence of interaction, see Eq. (1).

Electron correlation function.— To complete the bosonization procedure we quantize the fields ϕ and θ , taking into account the inhomogeneous interaction. The Hamiltonian (2) generates two equations of motion: $\partial_t \phi - v_F \nabla \theta = (2\pi)^{-1} \int dy V(x, y) \nabla \theta(y, t)$ and $\partial_t \theta - v_F \nabla \phi = (2\pi)^{-1} \int dy U(x, y) \nabla \phi(y, t)$. We choose periodic boundary conditions on the spatial interval of the length W , which in the end is taken to infinity. The equations of motion may be solved in terms of an infinite set $\{\Phi_n, \Theta_n\}$, $n = \dots, -1, 0, 1, \dots$, of mutually orthogonal eigenfunctions which satisfy the coupled equations

$$\omega_n \Phi_n + v_F \nabla \Theta_n = -(2\pi)^{-1} \int dy V(x, y) \nabla \Theta_n(y), \quad (6a)$$

$$\omega_n \Theta_n - v_F \nabla \Phi_n = (2\pi)^{-1} \int dy U(x, y) \nabla \Phi_n(y), \quad (6b)$$

and can be chosen to be real and normalized as follows:

$$\int_0^W dx \Phi_n(x) \nabla \Theta_m(x) = -\omega_n \delta_{nm}. \quad (7)$$

The eigenvalues are positive, $\omega_n > 0$, and generally not degenerate. The solutions then read

$$\phi(x, t) = \sum_n \sqrt{\frac{\pi}{2\omega_n}} \Phi_n(x) (a_n e^{-i\omega_n t} + a_n^{\dagger} e^{i\omega_n t}), \quad (8a)$$

$$\theta(x, t) = i \sum_n \sqrt{\frac{\pi}{2\omega_n}} \Theta_n(x) (a_n e^{-i\omega_n t} - a_n^{\dagger} e^{i\omega_n t}). \quad (8b)$$

One can easily check using equations (6) and (7) that the operators a_n satisfy the commutation relations

$[a_n, a_m^\dagger] = \delta_{nm}$ and diagonalize the Hamiltonian: $H_{LL} = \sum_n \omega_n a_n^\dagger a_n$.

Proceeding with the bosonization of the electron operators, we write $\psi_2 \propto \exp[i(\phi - \theta)]$, where the normalization prefactor is determined by the ultra-violet cutoff [17]. In zero-temperature case considered here the evaluation of the correlation function $\mathcal{G}(X)$ amounts to normal ordering the product $\psi_2(x_L, t)\psi_2^\dagger(x_R)$ taking into account Eqs. (8). We finally obtain the following result:

$$\log \mathcal{G} = - \sum_n \frac{\pi}{4\omega_n} \{ |F_n(x_L)|^2 + |F_n(x_R)|^2 - 2F_n^*(x_L)F_n(x_R)e^{-i\omega_n t} \}, \quad (9)$$

where $F_n(x) = \Phi_n(x) + i\Theta_n(x)$. Note that while this result holds for an arbitrary interaction U and V , in our model the interaction is localized between points x_L and x_R and leads to scattering of bosons.

Scattering of charge excitations.— Away from the interaction region plane waves e^{ikx} and e^{-ikx} with $k = \omega/v_F$ solve Eqs. (6). Outgoing and incoming waves are related via symmetric scattering matrix. Therefore, quite generally we can write for the transmission coefficient $\mathcal{T} = |\mathcal{T}|e^{i\varphi}$, and for the reflection coefficients $\mathcal{R} = i|\mathcal{R}|e^{i(\varphi+\delta)}$ and $\mathcal{R}' = i|\mathcal{R}|e^{i(\varphi-\delta)}$, where φ and δ are the scattering phases. Imposing the periodic boundary condition on the interval $[0, W]$, we obtain the discrete set of eigenfunctions

$$\Phi_n(x) = \sqrt{\frac{2v_F}{W}} \times \begin{cases} \sin[k_n x - \frac{1}{2}(k_n W + \delta)], & n > 0, \\ \cos[k_n x - \frac{1}{2}(k_n W + \delta)], & n < 0, \end{cases} \quad (10)$$

and $\Phi_{-n}(x) = \Theta_n(x)$, normalized according to equation (7), and with the spectrum given by $\cos(k_n W + \varphi) = |\mathcal{T}|$. Note that in general $k_n \neq k_{-n}$.

Substituting now Φ_n and Θ_n from Eq. (10) into Eq. (9) and taking the limit $W \rightarrow \infty$, we finally express the correlation function of electrons in terms of the transmission coefficient \mathcal{T} for charge excitations:

$$\log \mathcal{G}(X) = - \int_0^\infty \frac{dk}{k} [1 - \mathcal{T}^*(k)e^{-iXk}], \quad (11)$$

where, we remind, $X \equiv x_R - x_L + v_F t$. This equation together with Eqs. (5) is one of the central results of our paper. It shows that the dephasing of MZ interferometer is entirely determined by the transmission properties of charge excitations at the edge.

For example, in non-interacting case the transmission is perfect, $\mathcal{T} = 1$, and equation (11) generates the correlator $\mathcal{G} = -iv_F n_F / (X - i0)$ for free fermions. One obtains $|\mathcal{G}_{\Delta\mu}| = 2\pi n_F$, which implies [see Eqs. (5)] that the transport is coherent for arbitrary bias $\Delta\mu$. And the other way around, in case of nonzero interaction $\mathcal{T} \rightarrow 0$ for large k , the correlator \mathcal{G} becomes independent of t ,

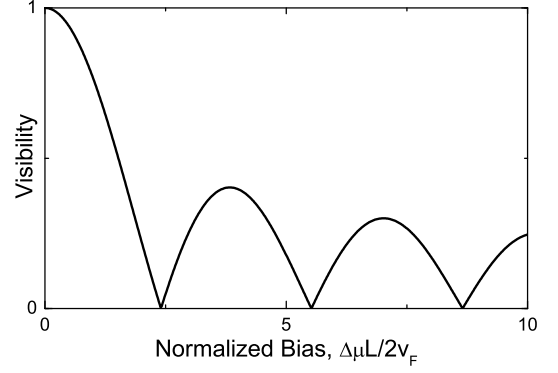


FIG. 2: In the case of a long-range interaction of counter-propagating edge states at the resonator of the length L (see Fig. 1), the visibility of Aharonov-Bohm (AB) oscillations varies as a function of the normalized bias, $\Delta\mu L/2v_F$, in a lobe-like manner. The phase of AB oscillations (not shown) stays constant at the lobes and changes abruptly by π at zeros of the visibility. The visibility is plotted here for the simplified capacitive coupling model, Eq. (14), with $T_L = T_R$.

and the visibility V_{AB} vanishes for large bias $\Delta\mu$. However, for the visibility to show a lobe-type structure, one should expect a non-monotonous (resonant) behavior of \mathcal{T} as a function of the wave vector. In what follows we show that this is indeed the case.

Long-range interaction model.—We start our analysis with the simplest example of a long-range interaction: the capacitive coupling model, $H_{\text{int}} = Q^2/2C$, where $Q = \int_0^L dx (\rho_2 + \rho_3)$ is the total charge in the interaction region. Then $U = 2/C$ inside the interval $[0, L]$, while $V = 0$. The equations (6) are straightforward to solve, and we obtain the transmission coefficient: $\mathcal{T} = 1 + (1/2)|D|^2/(D + i\pi\omega C)$, where $D = e^{ikL} - 1$.

We are interested in first few resonances, therefore $kL \sim 1$. Then the second term in the denominator of \mathcal{T} is of the order of v_F/e^2 , i.e. the inverse interaction constant. In the quantum Hall system of [1] this value is much smaller than 1, so the second term in the denominator can be neglected, and we arrive at

$$\mathcal{T} = (1 + e^{-ikL})/2. \quad (12)$$

It is quite remarkable that the interaction constant drops from the final result leading to the universality which will be addressed below.

The evaluation of the integral (11) is now straightforward, and we obtain the electron correlator

$$\mathcal{G}(X) = -iv_F n_F [(X - i0)(X - L - i0)]^{-1/2} \quad (13)$$

Evaluating further the Fourier transform of \mathcal{G} , we find that $\mathcal{G}_{\Delta\mu} = 2\pi n_F \exp(i\Delta\mu L/2v_F) J_0(\Delta\mu L/2v_F)$, where J_0 is the zero-order Bessel function. Finally, using Eqs. (5) we obtain that (see Fig. 2):

$$V_{AB}/V_{AB}^{(0)} = |J_0(\Delta\mu L/2v_F)|, \quad (14)$$

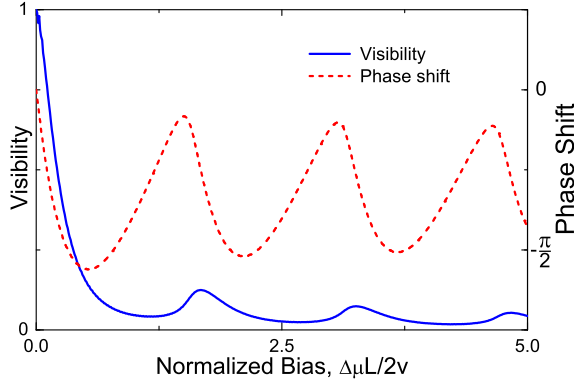


FIG. 3: The visibility for the case of a short-range interaction inside the resonator is plotted versus bias normalized to the interaction dependent group velocity v of charge excitations. The strong interaction considered here (Luttinger constant $K = 10$) guarantees relatively well developed resonances. Note, however, that the visibility is strongly suppressed, and the phase shift shows smooth oscillations.

while $\varphi_{AB}(\Delta\mu)$ exhibits π jumps at the zeros of Bessel function, in full agreement with the experiment [1, 20].

Although this is an appealing result, note that it has been obtained for a specific model of a long-range interaction. We show now that this behavior is generic. We stress that the key feature of the model is a strong jumps in the potential U at the points $x = 0$ and $x = L$. The system compensates this effect by adjusting $\Phi(0) = \Phi(L)$, which immediately gives $\mathcal{T}e^{ikL} = 1 + \mathcal{R}$, and $\mathcal{T}e^{ikL} = 1 + \mathcal{R}'e^{2ikL}$, independent of details of the interaction. Solving these equations we obtain $\mathcal{T} = \cos\gamma e^{i(\gamma-kL)}$, where γ is unknown yet phase. In our capacitive model U is constant, and 2γ is equal to the phase kL , accumulated between $x = 0$ and $x = L$, which leads to the result (12). The phase γ will increase, if the realistic repulsive interaction is taken into account. However, this should merely shift zeros of the visibility downward, as compared to zeros of Bessel function.

Short-range interaction model.—To complete our analysis, we investigate an effect of the short-range interaction at the edge, and therefore write $U = 2\pi U_0\delta(x - y)$, and $V = 2\pi V_0\delta(x - y)$. Then the Hamiltonian acquires the standard form $H_{LL} = (1/2\pi) \int dx [(v/K)(\nabla\phi)^2 + vK(\nabla\theta)^2]$, where the group velocity v and the Luttinger constant K take the values $v = [(v_F + V_0)(v_F + U_0)]^{1/2}$, and $K = [(v_F + V_0)/(v_F + U_0)]^{1/2}$ inside the interaction region. The jump in v and K at the points $x = 0$ and $x = L$ leads to the resonant scattering with the transmission coefficient $\mathcal{T} = e^{-ikL} [\cos(k'L) - (i/2)(K + 1/K) \sin(k'L)]^{-1}$, where $k' = \omega/v$. We substitute \mathcal{T} to the equation (11) and evaluate the integral. The result may be presented as follows

$$\mathcal{G} = -iv_F n_F \prod_{n=0}^{\infty} [X + X_n - i0]^{-\alpha_n}, \quad (15)$$

where $X_n = [(2n + 1)(v_F/v) - 1]L$, and $\alpha_n = 4K/(K + 1)^2 \times [(K - 1)/(K + 1)]^{2n}$. The infinite product in (15) is due to multiple scattering at the ends of the resonator and X_n are the lengths of corresponding paths.

The evaluation of Fourier transform for $\mathcal{G}_{\Delta\mu}$ has been done numerically for various constants K . We found that the strong interaction with $K, K^{-1} \gg 1$ leads to sharp resonances in \mathcal{T} , and eventually, to well developed peaks in the visibility. However, in contrast to the considered above long-range interaction case, the visibility is strongly suppressed, and the phase shift becomes a smooth function of bias, which disagrees with experimental findings. Therefore we conclude that a long-range interaction localized at the resonator, the region where two counter-propagating edge states approach each other, is most likely responsible for the experimentally observed [1] unusual behavior of Aharonov-Bohm oscillations in the electronic Mach Zehnder interferometer.

We acknowledge the support from the Swiss NSF.

-
- [1] I. Neder *et al.*, Phys. Rev. Lett. **96**, 016804 (2006).
 - [2] Y. Aharonov and D. Bohm, Phys. Rev. **115**, 485 (1959).
 - [3] B.L. Altshuler, A.G. Aronov, and D.E. Khmelnitsky, J. Phys. C **15**, 7367 (1982).
 - [4] Y. Ji *et al.*, Nature (London) **422**, 415 (2003).
 - [5] F.E. Camilo, W. Zhou, and V.J. Goldman, Phys. Rev. B **72**, 075342 (2005).
 - [6] *The Quantum Hall Effect*, edited by R.E. Prange and S.M. Girvin (Springer, New York, 1987).
 - [7] Experiments on tunneling spectroscopy of edge states do not fully agree with the theory either, see a recent review by A.M. Chang, Rev. Mod. Phys. **75**, 1449 (2003).
 - [8] M. Büttiker, Phys. Rev. Lett. **57**, 1761 (1986).
 - [9] X.-G. Wen, *Quantum Field Theory of Many-Body Systems* (Oxford University Press, Oxford, 2004).
 - [10] A.E. Hansen *et al.*, Phys. Rev. B **64**, 045327 (2001).
 - [11] G. Seelig, M. Büttiker, Phys. Rev. B **64**, 245313 (2001).
 - [12] F. Marquardt, and C. Bruder, Phys. Rev. Lett. **92**, 056805 (2004); Phys. Rev. B **70**, 125305 (2004).
 - [13] V.S.-W. Chung, P. Samuelsson and M. Büttiker, Phys. Rev. B **72**, 125320 (2005).
 - [14] C.W.J. Beenakker *et al.*, Phys. Rev. Lett. **91**, 147901 (2003).
 - [15] P. Samuelsson, E.V. Sukhorukov, and M. Büttiker, Phys. Rev. Lett. **92**, 026805 (2004).
 - [16] H.-S. Sim, and E.V. Sukhorukov, Phys. Rev. Lett. **96**, 020407 (2006).
 - [17] Th. Giamarchi, *Quantum Physics in One Dimension* (Oxford University Press, Oxford, 2003).
 - [18] D.C. Glatli, private communication.
 - [19] G.D. Mahan, *Many Particle Physics* (Plenum, New York, 1993), 2nd ed.
 - [20] The interaction induced phase shift $\Delta\mu L/2v_F$ is not easy to distinguished from the purely geometrical effect.